

TEACHER
RESOURCE


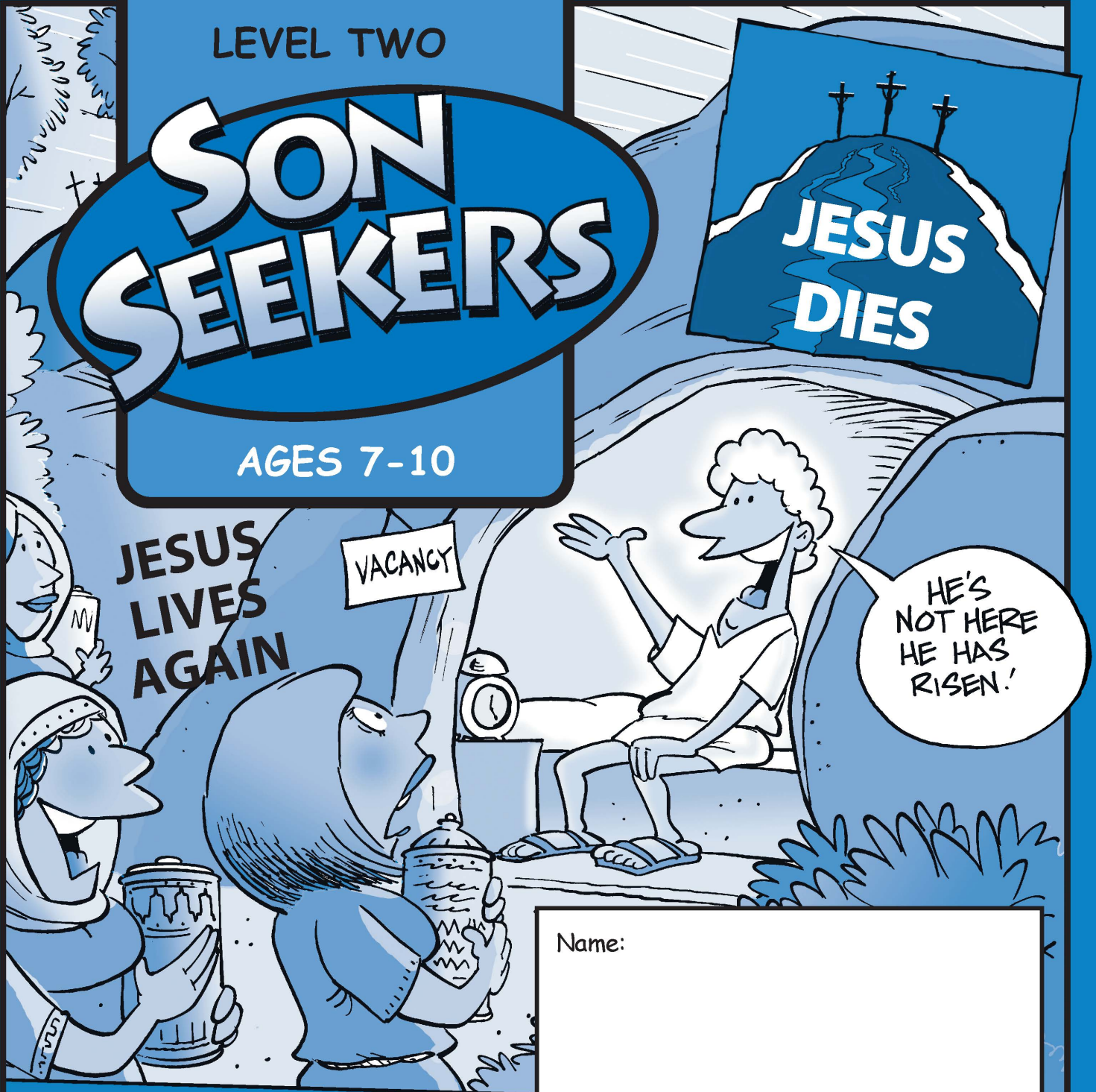
UNIT 8

From Palm Sunday to Paul's Final Journey

LEVEL TWO

SON SEEKERS

AGES 7-10



A man called **PAUL**

Teacher Resource

Contents

Teaching Sonseekers 1

A teacher's guide 2

Unit 8 (Lessons 113-128):

113. *Palm Sunday* 4

114. *The last supper and
Gethsemane* 10

115. *The crucifixion* 14

116. *The resurrection* 18

117. *Peter restored* 22

118. *The risen Christ and His
ascension* 26

119. *The day of Pentecost* 30

120. *Peter and John* 34

121. *Peter and the Gentiles* 38

122. *Stephen* 42

123. *Philip* 46

124. *Paul's conversion* 52

125. *Paul's first missionary
journey* 54

126. *Paul's second and third
missionary journeys* 60

127. *Paul's capture and
imprisonment* 64

128. *Paul's final journey* 68

Unit 8 Awards 71

Curriculum Outline 72



Teaching Sonseekers ...

Dear Teacher

Teaching young people about God's Word is a great honour and privilege. We note God chose Abraham, a man of faith because he "would teach his children and his household after him, to know the Way of The Lord" (Gen 18:19)

One who undertakes such a task will understand they have accepted a responsibility to become a witness of God's great love and faithfulness. As an example of Christian faith and integrity they have a wonderful opportunity to share their love for God's Word. The tremendous blessing for those who commit themselves to this task is that the Holy Spirit will strengthen and equip you to shine as a light to your class.

Recent trends away from Sunday School structures towards child minding activities have, we believe, been unfortunate as they fail to recognise the impact and effect the message of God's love through Christ has on young people.

Children are the Church's future. As such they are precious and well worth any investment in quality resources and dedicated teachers.

The 'Sonseekers' curriculum offers children Sunday School material that gives them a sound background in Biblical events, people and places. Secondly it offers a pastoral approach for the children to know God is able to help them and change their lives.

Structurally, any program will operate effectively if those teaching are faithful, zealous and committed to a team approach that might include:

- regular prayer and discussion in relation to curriculum issues, student needs and upcoming events and presentations;
- organisation and management of resources;
- training and development needs of teaching staff.

Teaching Sunday School is a rich and rewarding task. May God bless and guide you as you serve in this way.

Yours in Christ

The Sonseekers Team

A teacher's guide to using the Sonseekers materials . . .

Timeline

4000BC	Creation Adam and Eve The Fall
2500BC	Noah The Flood Tower of Babel
2000BC	Abraham
1900BC	Isaac
1800BC	Esau and Jacob
1750BC	Joseph
1360BC	Moses
1280BC	Exodus from Egypt and Journeys Joshua
1240BC	Entry into and Conquest of Land
1220BC	Judges
1100BC	Gideon
1070BC	Samson
1063BC	Samuel
1020BC	Saul as King
980BC	David as King
940BC	Solomon as King
900BC	Kingdom Divided
839BC	Elijah Emerges; Mt Carmel Jehoshaphat
814BC	Elisha's Ministry
749BC	Jonah
662BC	Hezekiah; Isaiah
576BC	Josiah
540BC	Daniel taken to Babylon
527BC	Exile into Babylon
457BC	Restoration from Babylon
4BC	Birth of Jesus
26AD	Baptism of Jesus Call of Disciples
28AD	Feeding of 5000 Parables
29AD	Miracles; Transfiguration
30AD	Raising of Lazarus Parables Palm Sunday Jesus' Crucifixion and Resurrection Day of Pentecost Peter's Ministry
33AD	Conversion of Paul
45AD	Paul's Missionary Journeys
60AD	Paul as Prisoner to Rome

What are the Sonseekers materials?

The Sonseekers Sunday School materials are a four year course of 128 Bible lessons. The lessons are written with the twin aims of teaching the students an accurate chronology of Biblical events and also drawing from each lesson pastoral points relevant to the age and stage of each child. They are written at four levels to cover from Prep to Year 6 age groups. The 128 lessons are organised into 8 units, each of sixteen lessons. The table below indicates the suitable age group for each level:

Sonseekers Level	Student Age	School Level
Level One	5 - 6	Prep, Year 1
Level Two	7 - 10	Year 2, Year 3, Year 4
Level Three	11 - 12+	Year 5, Year 6

The Sonseekers materials comprise two related elements:

- **Teacher Resource** – including lesson plans & activity masters which can be photocopied;
- **Student Handbooks** – including homework activities.

There is also a Bible timeline showing chronology of major events, with the dates of the current unit's lessons highlighted, included in each Teacher Resource.

What's in my Sonseekers Level Two Teacher Resource?

Each Level Two Teacher Resource contains sixteen lesson plans for the relevant age of your students. Each lesson plan comprises:

- the key thought or focus for the lesson;
- a suggested way to introduce the lesson;
- a summary of the relevant bible story;
- a memory verse for the lesson, together with a suggested way of teaching that verse;
- an activity which can be used in the lesson;
- a number of extra ideas involving fun, practical activities.

Note: The photocopy masters for each activity are included with the lessons in this Teacher Resource book.

.../cont'd

... teacher's guide ...

How do I best use my Teacher Resource?

The art of serving as an effective Sunday School teacher is linked to the degree of diligence in preparing for each lesson. The Sonseekers materials are only designed to assist the teacher in this process. They do not take away from the teacher his or her responsibility to prayerfully consider the needs of the children in the class and to seek God's revelation and wisdom in presenting each Bible lesson. The following suggestions are then made with regard to using this resource.

Prior to the lesson

- ◆ Prayerfully read the Bible passage for the lesson. The reference is provided in the header on the first page of the lesson plan. All Scripture references are taken from the New King James Version (1983 edition).
- ◆ Read through the lesson plan and decide which activities will be most appropriate for the students in your class. Generally, aim for a variety of activities over a unit.
- ◆ Think about how you will combine the various elements of your lesson. Refer to the suggested teaching approach for ideas if necessary. Link the activity to the story so that the significance of the activity is clear to the students.
- ◆ Prepare all activities thoroughly prior to the lesson. Rehearse any planned activity at home to make sure:
 - that you know how to do it yourself;
 - that you have all the relevant materials in the quantities you will need;
 - that you know the length of time that the children will need for the activity.

During the lesson

- ◆ Review the memory verse from the previous lesson with the children. Also check on the completion of the homework activity page.
- ◆ Revise the previous lesson before going on to a new story. You may like to use the timeline to help you do this.

Palm Sunday

Storyline

Jesus went towards Jerusalem. At Mt. Olivet He told two of His disciples they would find in a village, a donkey and a colt that had never been ridden. He told them to bring the colt to Him. If anyone questioned what they were doing, Jesus told them to answer that the Lord needed it. As Jesus rode it, a huge number of disciples rejoiced and loudly praised God. They spread their clothing on the road. Others took palm branches and spread them on the road. Some of the Pharisees in the crowd called to Jesus to stop His disciples praising Him, but Jesus answered that if the disciples stopped praising Him the stones would cry out. As Jesus drew closer to Jerusalem He began to weep over it. He prophesied about its destruction because the people did not recognise Him as God come in the flesh.

Suggested Teaching Approach

Tell the story emphasising chosen theme. Either activity could be used or the children could do a play of Jesus riding into Jerusalem and the people praising.

This lesson could lead into discussion of praise and worship:

- talk about a heart of praise,
- talk about God enjoying our praise.

Theme One

“Behold your King is coming”

The disciples, recognising the kingship of Jesus by the mighty works He had done, rejoiced and praised God. The Pharisees, however, not recognising Jesus as more than a teacher, were angry and wanted Jesus to restrain the people from praising Him. Jesus replied that if the people did not praise Him, the stones would cry out.

Key Thought

Mighty works are wrought by a mighty God. He is to be praised.

Aim

To encourage the children not to take lightly the mighty works they see or hear of God doing, but rather to recognise God as their King and respond by praising Him.

Memory Verse

“Behold, your King is coming to you, lowly, and sitting on a donkey.” (Matthew 21:5).

Theme Two

“Honouring Jesus our King”

True worth and honour should be given to those who rightly deserve it. The children in Jerusalem were excited at the coming of Jesus because they knew He was the King. They expressed this by singing “Hosanna”. We, too, can give worth and honour to Jesus.

Key Thought

By accepting Jesus as King, we must also give Him honour and sing of His worth-ship (worship).

Aim

For the children to know Him as King and to learn to glorify Him by our lives.

Memory Verse

“He is Lord of lords and King of kings.” (Revelation 17:14).

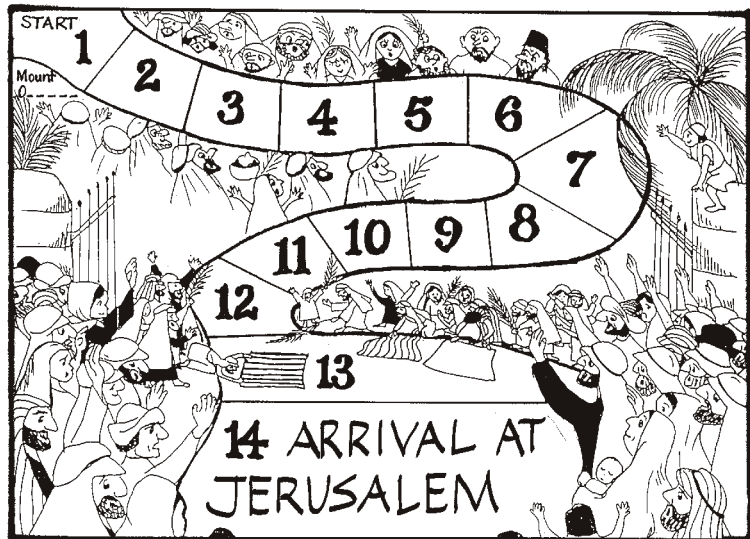
Activity A - Board Game

Materials

- 1 Board Game enlarged to A3 for class activity, photocopied or mounted on cardboard and coloured brightly.
- Tokens (from the Activity Sheet) copied or mounted onto cardboard and coloured.
- 1 question Activity Sheet.
- Bibles.

Steps

- Divide the class into two teams.
- The team who answers the qualifying question begins the game.
- Using Bibles find the Scripture reference given by the teacher.
- First child to stand, with the correct verse, gives their team a chance to answer the question.
- If the team answers their question, score 2 points and move token 2 spaces.
- Answering the other team's question, score 1 point and move 1 space.



Activity B - Fill in the Missing Words

Materials

- 1 Activity Sheet per child.
- Pens/pencils.
- Bible.

Steps

- After telling the story of Palm Sunday, give the children their Activity.
- Tell them to complete the newspaper review by putting the right word in the spaces. Allow the children to check in Matthew 21:5 11 if they need help in finding the correct missing word.
- Explain to the children that they did not use our present calendar at the time, so the newspaper has the date by Hebrew reckoning.

Can you fill in the missing words in this newspaper report?

the JERUSALEM TIMES 12 Nissan 3791

Children welcome Jesus to Jerusalem

There was much rejoicing along the road leading into Jerusalem yesterday. It has been reported that Jesus Christ sent two of his friends to collect a donkey on which no one had ever ridden.

As Jesus rode along the road many spread their own clothes on the road before Him. The crowd as well as the children were cutting down branches

and spreading them on the road and some were waving them in the air.

There was a lot of excitement. The crowd were loudly rejoicing and praising God. They sang:

"Hosanna to the Son of David!
Blessed is He who comes in the name of the Lord!
Hosanna in the highest!"


Jerusalem was really buzzing with excitement.

Many people asked, "Who is this?" as He entered our city. The crowd were saying, "This is Jesus, the prophet from Nazareth of Galilee."

Matthew 21:5-11 confirms this report.

Palm Sunday

Activity A – Board Game



Palm Sunday

Activity A – Board Game













Question Sheet

Qualifying Question: How many disciples did Jesus send to bring back the donkey?
(Luke 19:29 Two)

1. To what city was Jesus travelling? (Luke 19:28 Jerusalem)
2. Jesus made the journey on an animal. It was a (Luke 19:30 colt or donkey)
3. Who did Jesus send to get this donkey for Him? (Luke 19:29 His disciples)
4. True or False ... The owners of the donkey had the animal prepared for His ride.
(Luke 19:33 False)
5. The animal's owners asked the disciples why they were taking the animal. What did they say? (Luke 19:34 "The Lord has need of him")
6. Before they set Jesus on the animal, what did they throw on the donkey's back?
(Luke 19:35 their clothes)
7. What did the crowd spread on the road as He went? (Luke 19:36 & Matthew 21:8 their clothes and branches)
8. True or False. There were many people around Jesus as He came down the mountain on the donkey. (Luke 19:37 True)
9. As He was descending the mountain, the people were rejoicing with loud voices calling ...
(Luke 19:38 "Blessed is the King who comes in the name of the Lord!")
10. Who didn't like the people worshipping Jesus and called on Him to stop them?
(Luke 19:39 the Pharisees)
11. True or False. There were many people gathered as Jesus came to the city of Jerusalem.
(Matthew 21:10 True)
12. All the people gathered at the city gate were puzzled at the crowd coming with the Man riding on a donkey and asked, "Who is this?" What was the reply? (Matthew 21:11 "This is Jesus, the prophet from Nazareth of Galilee.")
13. True or False. As Jesus came near to the city, He laughed because He was happy.
(Luke 19:41 False - Jesus wept)

Palm Sunday

Activity A – Board Game



Palm Sunday

Activity B – Fill in the Missing Words

Can you fill in the missing words in this newspaper report?

the **JERUSALEM TIMES** 12 Nissan 3791

Children welcome Jesus to Jerusalem

There was much
rejoicing along the road
leading into Jerusalem
yesterday. It has been
reported that Jesus
Christ sent two of his
friends to collect a
_____ on which
no one had ever ridden.


As Jesus rode along
the road many spread
their own
_____ on the
road before Him. The
crowd as well as the
children were cutting
down b_____s

and spreading them on
the road and some were
waving them in the air.

There was a lot of
excitement. The crowd
were loudly rejoicing and
praising God. They
sang:

"Hosanna to the Son
of David!
Blessed is He who
comes in the name
of the Lord!
_____ in the
highest!"

Jerusalem was really
buzzing with excitement.



Many people asked,
"Who is this?" as He
entered our city. The
crowd were saying, "This
is _____, the
prophet from Nazareth
of Galilee."

Matthew 21:5-11 confirms
this report.

The last supper and Gethsemane

Matthew 26:1-56;
Mark 14:1-52;
Luke 22:1-62;
John 13:1-2,18-30;
18:1-27

Storyline

Jesus told His disciples that the Son of Man would be delivered up and crucified. The chief priests, scribes and elders assembled at the High Priest, Caiaphas' place and plotted to kill Him. They decided to wait until after Passover. Judas Iscariot agreed to betray Jesus for 30 pieces of silver. Jesus celebrated the Passover with the twelve disciples. He said that whoever dipped his hand in the dish with Him would betray Him. It was Judas Iscariot who did this. Jesus then instituted the Lord's supper. Peter said he would never stumble. Jesus said that before the rooster crowed, Peter would deny Him three times. Jesus and the disciples went to Gethsemane where Jesus prayed. Later, Judas came with a crowd and kissed Jesus, so the chief priests would know Him. They led Him to Caiaphas. Peter said three times he did not know Jesus, and then the rooster crowed.

Suggested Teaching Approach

Tell the story as simply as possible.

So the children will remember the main events, write these on the blackboard as the story unfolds.

Discuss with the children the chosen theme/ key thought ensuring that they understand the practical application of Jesus' obedience and the Passover.

Theme One

"Communion - The last supper"

When Jesus knew that the time was nearing for Him to die, He had a special meal with His disciples and introduced the communion to them. He wants us to share this communion meal with Him regularly.

Key Thought

Jesus gave Himself for us – we celebrate this at communion.

Aim

To help the children understand that when we celebrate communion we rejoice because Jesus gave Himself for us.

Memory Verse

"Whoever eats My flesh and drinks My blood has eternal life."
(John 6:54).

Theme Two

"Jesus was obedient"

Jesus' life was an example for all of us. Jesus always did the Father's will; He only did and said what the Father told Him to do and say. Do we live doing the will of God or are we often self-centred, trying to go our own way?

Key Thought

All through His ministry Jesus knew that He was going to be crucified by those He had come to save. Not once did He seek His own safety and happiness but lived doing the will of the Father who sent Him.

Aim

For the children to realise that a true Christian delights to do the Father's will.

Memory Verse

"He who does the will of God abides forever." (1 John 2:17).

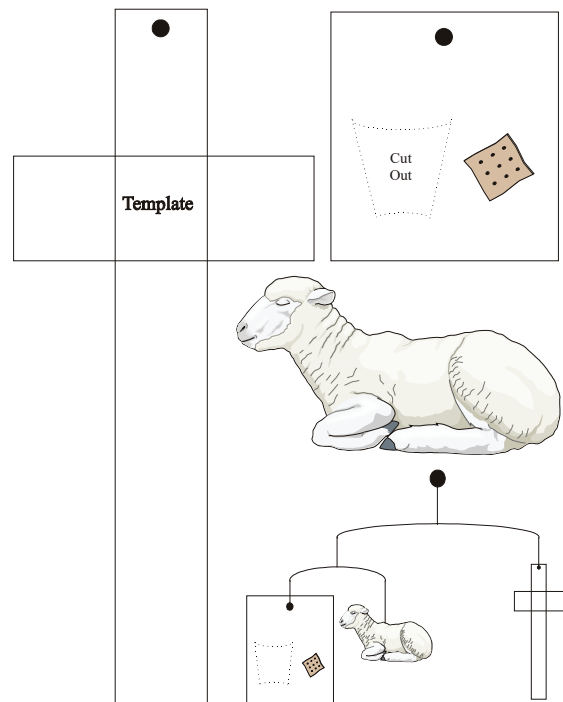
Activity A - Mobile

Materials

- 1 Activity Sheet per child.
- Gold card.
- Glue.
- Fishing line or thread.
- Wooden skewers, 2 different lengths.
- Wool for sheep's fleece.
- A plastic communion glass for each child (if available).

Steps

- Cut out two gold crosses and paste them together.
- Cut out two communion glass cards and paste them together and cut out marked area so the plastic communion glass can be inserted. Paste a piece of biscuit next to the glass on both sides.
- Cut out the shape of the slain lamb and paste on wool for the fleece.
- Punch holes in each piece, thread with line or thread and attach to the skewers to assemble the mobile.



Activity B - Word Puzzle

Materials

- 1 Activity Sheet per child.
- Pens/pencils.
- Bibles.

Steps

- The children cross out the unnecessary letters to reveal the message and write it on the line provided.
- They then look up John 13:34 to complete the Activity Sheet.

Why was Jesus willing to die on the cross?

To help you find out the answer, cross out all the D's, F's, G's, I's, J's, K's, N's, P's, Q's, Y's

~~DBIEQCIAUSTE~~ BECAUSE
~~IHNPEGLDFOV†~~ HE LOVES
~~JEKSNMEYPPQ†~~ ME

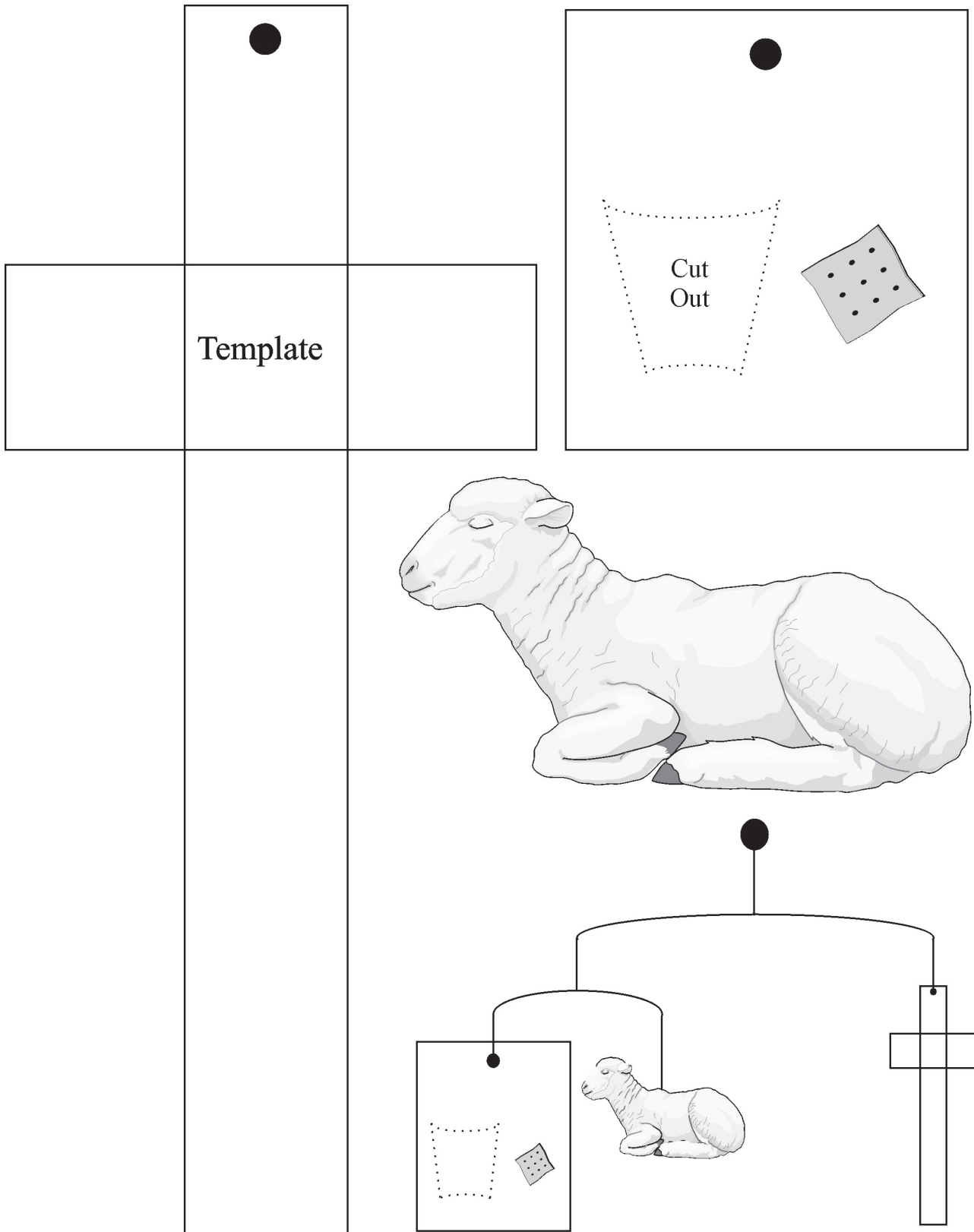
How many times can you find the word 'love' or 'loved' written in John 13:34? ...3.....

Write the name of the person who spoke these words: Jesus.



The last supper and Gethsemane

Activity A - Mobile



The last supper and Gethsemane

Activity B – Word Puzzle

Why was Jesus willing to die on the cross?

To help you find out the answer, cross out all the D's, F's, G's, I's, J's, K's, N's, P's, Q's, Y's

DBIEQCIAUSIE _____

IHNPEGLDFOVI _____

JEKSNMEYPDQI _____

How many times can you find the word 'love' or 'loved' written in John 13:34?

Write the name of the person who spoke these words:



The crucifixion

Storyline

The morning after the Passover and the arrest of Jesus, the chief priests took Jesus to Pontius Pilate. Pilate could find no fault in Jesus. He wanted to release Him, but the crowd insisted on the release of a notorious prisoner, Barabbas. After the trial of Jesus, the Governor, Pilate, gave Him to the people to be crucified. Pilate's soldiers flogged, hit and spat on Jesus and put a crown of thorns on His head. In all this Jesus kept silent. They gave Jesus a cross to carry but on the way made a man in the crowd carry it for Him. He was crucified at Golgotha outside Jerusalem. Jesus asked God to forgive those crucifying Him, as they didn't understand the meaning of what they did. People watching mocked Jesus. Two thieves were crucified with Jesus. One mocked Him; the other repented and Jesus told him he would be with Him that day, in paradise. Jesus' mother Mary, stood near the cross. Jesus saw her and told John, His disciple, to care for her. The whole land became dark and Jesus cried out to God asking why He had forsaken Him. A little later He cried out that it was finished and gave His Spirit into God's hands as He died.

Suggested Teaching Approach

Theme 1

Tell the story.

Discuss what sin is.

Very simply explain how Jesus took our sin.

Theme 2

Tell the story.

Discuss with children how Jesus was strengthened to do the Father's will.

How can we be strengthened to do the Father's will?

Theme One

"Jesus died for us"

Everybody is born sinful. Our sin separates us from God and affects our lives. God sent Jesus to die so that our sins can be forgiven and taken away from us.

Key Thought

Jesus took the punishment for sin. He was punished instead of us.

Aim

For the children to know Jesus forgives our sins, if we put our trust in Him.

Memory Verse

"The Lord has laid on Him the iniquity of us all." (Isaiah 53:6).

Theme Two

"God gives us strength to obey"

Jesus did not try to justify or save Himself. His greatest witness was that He suffered in silence, did not become angry with pain and unjust accusations, and most importantly He cried out for God to forgive those who crucified Him.

Key Thought

Such was Jesus' submission to His Father's will that He accepted all that was done to Him without defending Himself.

Aim

For the children to realise that obeying the will of God is not easy, but can be done in His strength.

Memory Verse

"The Lord will give strength to His people." (Psalm 29:11).


Activity A - Message of the Cross

Materials

- 1 Activity Sheet per child, photocopied or mounted on cardboard.
- Colouring pencils/felt pens/collage materials.
- Scissors.

Steps

- The children cut out the cross along the outside lines.
- They can colour and decorate it.
- Fold it in number sequence to make a cube.



Activity B - Hidden Word

Materials

- 1 Activity Sheet per child.
- Colouring pencils.


After the crucifixion, a man named Joseph took Jesus' body down from the cross. He carefully laid Jesus in a grave that was cut out of a large _____

Steps

- The children colour all the sections of the picture containing a dot, to reveal the missing word.

Answer



- Rock.



To discover the missing word, colour the areas that contain a dot.

The crucifixion


Activity A – Message of the Cross

	This is	1. ↓
2. →	my body	← 5.
		
	broken	↑ 3.
	for you	↑ 4.

The crucifixion

Activity B – Hidden Word

After the crucifixion, a man named Joseph took Jesus' body down from the cross. He carefully laid Jesus in a grave that was cut out of a large _____



To discover the missing word, colour the areas that contain a dot.

The resurrection

Storyline

Very early on the first day of the week, Mary Magdalene and some other women came to Jesus' tomb. They were worried about who would roll away the huge entrance stone for them. But there had been an earthquake and an angel rolled the stone back and sat on it. His brightness frightened the guards so terribly that they collapsed. The angel told the women that Jesus was going into Galilee where they would see Him. The angel then told them to tell this to the disciples. The disciples thought the women were making it up and did not believe them. But Peter and John ran to the tomb and saw the grave wrappings which Jesus had left there. Meanwhile, some of the tomb guards went into Jerusalem and told the chief priests all that had happened. The chief priests paid the guards to spread the story that Jesus' disciples had stolen His body during the night.

Suggested Teaching Approach

Using the flannelgraph, tell the story.
Discuss with the children how the people must have felt on that day at the tomb.
Next, ask the children how they feel now they have heard the story.

Theme One

"Jesus is risen"

Jesus died on the cross and was buried in the tomb, but after three days He rose again. Jesus is alive today and we can know Him too.

Key Thought

Jesus' resurrection was forever. He is alive today for us to know Him.

Aim

To help the children understand that although they cannot see Jesus, He is alive and they can know Him and talk to Him every day.

Memory Verse

"I am alive forevermore." (Revelation 1:18).

Theme Two

"We can believe God's word"

Jesus' disciples found it hard to believe that Jesus would rise from the dead. God has made many promises in His word. He wants us to believe Him and His word.

Key Thought

Jesus' disciples found it hard to believe that Jesus would rise from the dead. God has made many promises in His word. He wants us to believe Him and His word.

Aim

To help the children understand that they can believe in God and the things the Bible tells us.

Memory Verse

"If you abide in My word, you are My disciples indeed." (John 8:31).

Activity A - Play

Materials

- Dress-up clothes (clothing as 'white as snow' for the angel).
- Large box (for the tomb); or use furniture in your classroom (the tomb could be under a table).
- Bean bag for the stone on the tomb (or make a stone out of cardboard).
- Any other appropriate props.

Steps

- Set up the classroom to make it look like the tomb scene.
- Dress up the children chosen for the particular roles.
- Read through the story from Matthew 28:1-8 and have the children act it out, making up their own dialogue.
- At the end of the play, sing together "I am He that liveth and was dead" or another appropriate song known to you.

Activity B - Find the Hidden Words

Materials



- 1 Activity Sheet per child.
- Pens/pencils.

Steps

- The children find the given words in the word square and use them to complete the sentence at the bottom of the page.

Find these words in the word maze:

buried life three died
sins later raised





Using the words you found in the maze, fill in the gaps to complete this sentence:

Jesus died for our sins. He was buried and three days later He was raised to life.

The resurrection

Activity B – Find the Hidden Words

Find these words in the word maze: buried life three died
sins later raised



Using the words you found in the maze, fill in the gaps to complete this sentence:

Jesus _____ for our _____, He was _____
and _____ days _____ He was _____
to _____.

This page is intentionally blank

Peter restored

John 21:1-19

Storyline

After the resurrection, Peter and some other disciples went fishing but caught nothing all night. In the morning Jesus was standing on the shore but they did not recognise Him. Jesus told them to throw their net on the right side of the boat and there were so many fish (153) that they could not pull the net in. Then they knew it was Jesus. Peter jumped into the sea and went to meet Him while the others brought in the boat and the fish. Jesus served them with the breakfast of fish and bread He had prepared. After breakfast Jesus asked Peter if he loved Him more than the others did. Peter said he loved the Lord. Jesus told him to feed His lambs. A second time the Lord asked Peter if He loved Him. When Peter said he did, Jesus told him to look after His sheep. On the third time of the same question and answer, Jesus told Peter to feed His sheep. Jesus then spoke about the sort of death with which Peter would glorify God and told Peter to follow Him.

Suggested Teaching Approach

After the story, play a game of "Guess What": The teacher chooses one of the children to mime Peter's actions of getting into the boat, fishing, seeing Jesus, jumping out of the boat, pulling the net full of fish in and talking to Jesus. The teacher says "guess what" after each action and the other children try to guess the actions as they are mimed one at a time.

Activity A: Before class write memory verse on board. Blindfold each child and, while they fish, casually discuss with the children what their responses would be if they were Peter or John. When all the fish have been caught take off the blindfolds and have the children arrange the memory verse.

Activity B: If time permits the teacher could have the crossword already on the chalk or white board. It could be a class activity, with each child having their Bible open at John 21 - make a game of it.

Theme One

"Jesus forgives and restores"

On the night that Jesus was arrested Peter had denied Jesus three times. Despite his best efforts, Peter's flesh had been weak, and in looking to save his life he had denied the Lord. As the two men met on the beach, Jesus readily forgave Peter and restored him to the works of his sonship – loving God and His people.

Key Thought

Jesus forgives us when we make mistakes and then helps us to be restored to the work of our sonship.

Aim

To help the children understand that we find restoration through repentance and fellowship.

Memory Verse

"He is faithful and just to forgive us our sins." (1 John 1:9).

Theme Two

"Do you love Me?"

Jesus asked Peter three times if he loved Him. He told Peter to show his love by taking care of His people. The Lord does not want us only to be close to Him. He wants us to love others and care for them, being close to our brothers and sisters as we fellowship together.

Key Thought

Jesus wants us to love one another and to draw close to each other.

Aim

For the children to understand that by loving one another, we show Jesus how much we love Him.

Memory Verse

"Love one another as I have loved you." (John 15:12).

Activity A - Let's Go Fishing

Materials

- 1 Activity Sheet per child.
- String.
- Magnets.
- Sticks/rulers.
- Paper clips.
- Scissors.
- Colouring pencils/felt pens.
- Tape.
- Large box for the fish.



Steps

- Make fishing rods by attaching string to one end of the sticks and then tying a magnet to the other end of the string.
- Colour in and cut out the fish.
- On each fish, place a word from the second memory verse. If you want to use the first memory verse, you will require two Activity Sheets per child to allow 14 fish.
- Attach a paper clip to each fish.
- Place the fish in the box.
- The children can go fishing with their rods, catching the fish and learning the memory verse all at the same time!

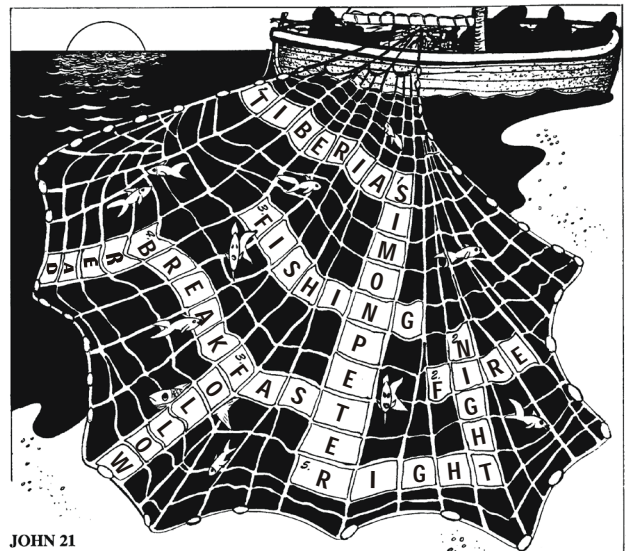
Activity B - Crossword

Materials

- 1 Activity Sheet per child.
- Pens/pencils.

Steps

- The children complete the crossword.



JOHN 21

Across


1. What was the name of the sea Jesus was at? (Verse 1).
2. Jesus had made a _____ and cooked the fish. (Verse 9).
3. The disciples were going _____. (Verse 3).
4. Jesus said, "Come and eat _____." (Verse 12).
5. Jesus told the disciples to cast their nets on the _____ side of the boat. (Verse 6).

Down

1. The name of one of Jesus' disciples. (Verse 2).
2. The disciples fished all _____. (Verse 3).
3. Jesus said, "_____ Me." (Verse 19).
4. They ate fish and _____. (Verse 13).

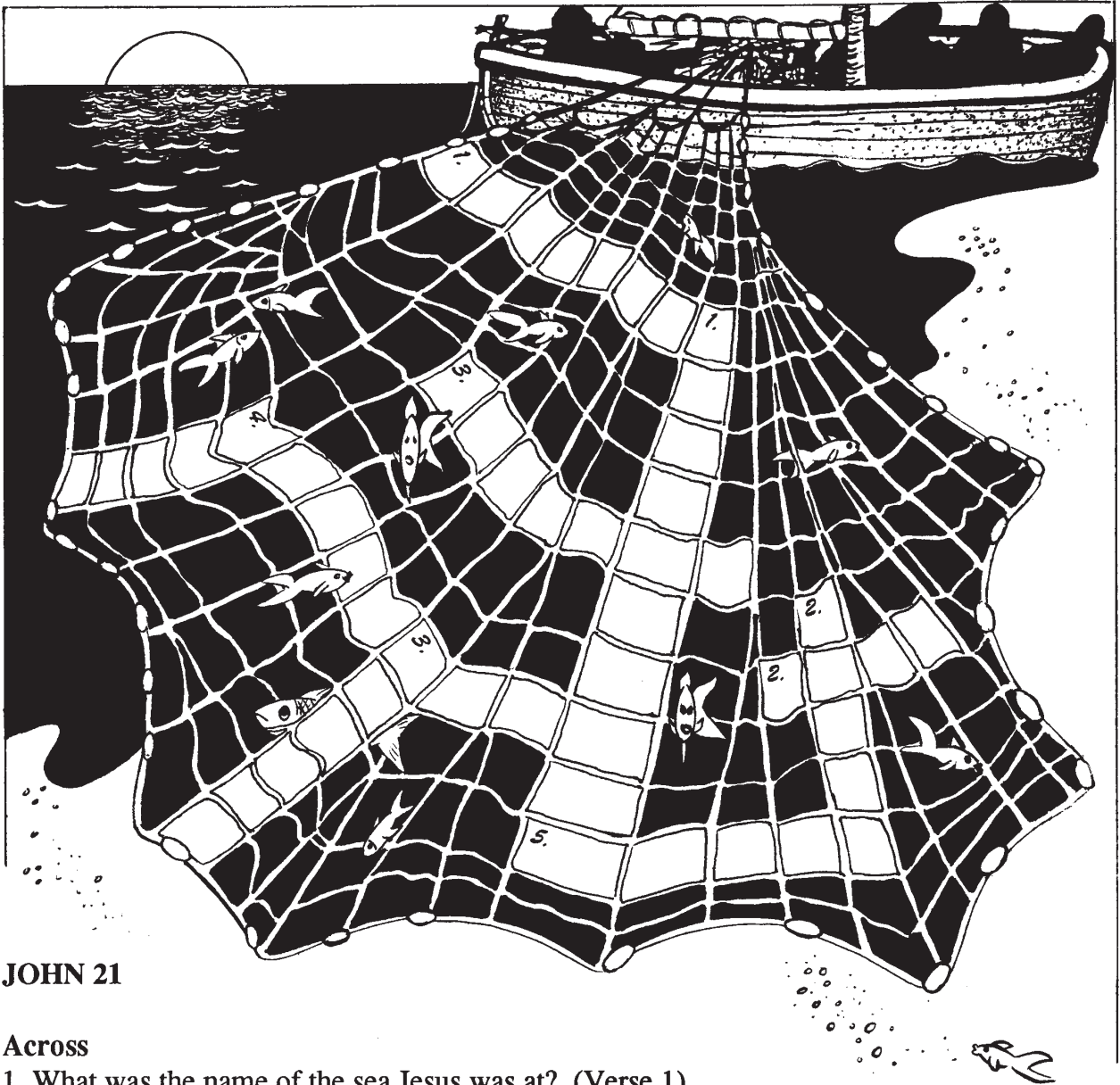
Peter restored

Activity A – Let's Go Fishing



Peter restored

Activity B - Crossword



JOHN 21

Across

1. What was the name of the sea Jesus was at? (Verse 1).
2. Jesus had made a _____ and cooked the fish. (Verse 9).
3. The disciples were going _____. (Verse 3).
4. Jesus said, "Come and eat _____." (Verse 12).
5. Jesus told the disciples to cast their nets on the _____ side of the boat. (Verse 6).

Down

1. The name of one of Jesus' disciples. (Verse 2).
2. The disciples fished all _____. (Verse 3).
3. Jesus said, "_____ Me." (Verse 19).
4. They ate fish and _____. (Verse 13).

The risen Christ and His ascension

Matthew 28:9-10,16-20;
Mark 16:9-20;
Luke 24:13-53;
John 20:11-31;
Acts 1:1-11
I Corinthians 15:4-6

Storyline

After Jesus' crucifixion He was buried in a tomb. Three days later He rose from the dead. He appeared to more than 500 people over forty days. Jesus appeared to Mary Magdalene and another Mary who went with her to His tomb. He appeared to Peter. He also appeared to two disciples who were walking outside Jerusalem. He afterwards appeared to the other disciples and later to Thomas, who had not been with them and did not believe they had seen Him. Jesus told His disciples to go out and preach to all countries. He talked to them of the power they would have. Jesus told them to wait in Jerusalem until the power of the Holy Spirit came on them. When Jesus had finished teaching His disciples He took them to a place outside Jerusalem. He blessed them and disappeared from sight into a cloud. He was received into heaven and sat down at the right hand of God. The disciples worshipped, then returned to Jerusalem and preached everywhere, praising God.

Suggested Teaching Approach

Tell the story.

Theme 1: Have a discussion about "trust".

- What is trust?
- Who do we know we can trust?

Why can we trust God? Have Scriptures ready to share.

Theme 2:

Discuss pen-pals. We don't see them, yet can get to know them.

Theme One

"Jesus ascended into heaven"

Jesus told His disciples that He would die, and then rise from the dead in three days and then ascend into heaven to the Father. This is what He did. We can believe that what the Lord says, He will do, even before we see it happen.

Key Thought

We can believe that what Jesus says is the truth. We do not need to doubt.

Aim

To impress on the children that what the Lord says He will do, He will do. We can trust God even before we see Him act.

Memory Verse

"When He ascended on high, He led captivity captive."
(Ephesians 4:8).

Theme Two

"We can know Jesus"

Even though we can't see Jesus in the flesh we can still know Him as He reveals Himself to us in His word and by the Holy Spirit in us.

Key Thought

Although Jesus does not appear to us in His physical body we can still know Him.

Aim

For the children to realise we don't have to see Jesus to know Him.

Memory Verse

"Blessed are those who have not seen and yet have believed."
(John 20:29).

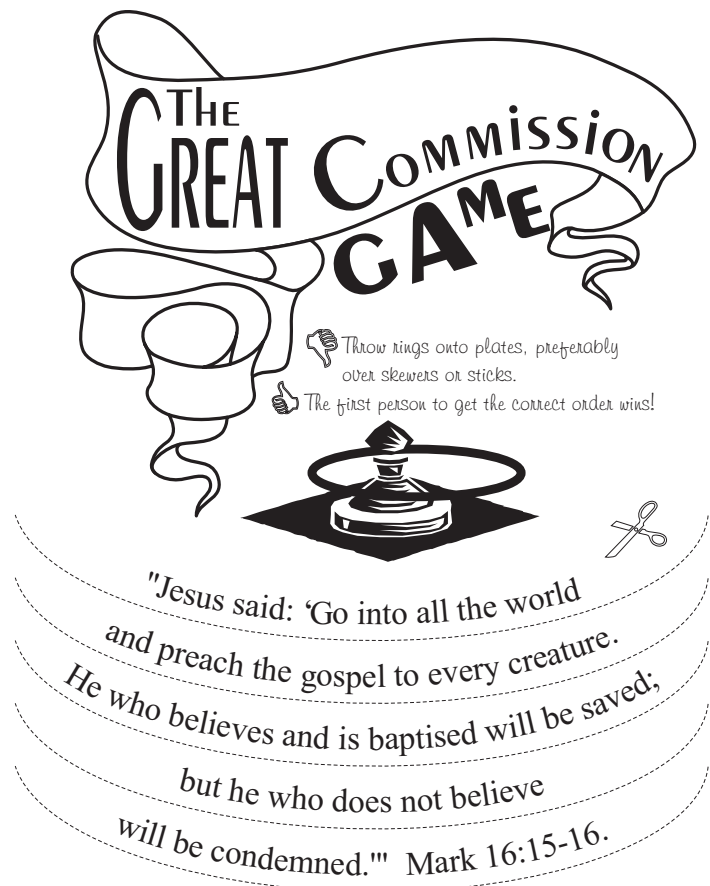
Activity A - Quoits Game

Materials

- 1 Activity sheet per class or per child.
- Glue.
- 5 paper plates per child.
- Scissors.
- Quoits stand (more than one if you have a large class).
- Bibles.

Steps

- Cut out the words of the Great Commission.
- Paste them on 5 paper plates (you may need to number the plates 1-5).
- Cut out the centres of the plates to make rings.



Activity B - Word Puzzle

Materials

- 1 Activity Sheet per child.
- Pens/pencils.

Steps

- The children cross out of the word square all the letters that appear 4 times, then write the remaining words at the end of the sentence to complete it.

Cross out all the letters that appear 4 times. List the remaining letters in the space provided to complete the sentence.

E	S	I	L	O
L	P	A	N	R
O	R	T	P	W
I	E	F	A	I
T	G	L	P	T
A	R	E	O	W
W	L	T	P	W
I	D	E	R	A



When Jesus finished speaking, He was lifted up into heaven. The disciples watched until Jesus disappeared. They knew that Jesus was really the Christ, the Saviour, the SON OF GOD.



The risen Christ and His ascension

Activity A – Quoits Game



Throw rings onto plates, preferably over skewers or sticks.



The first person to get the correct order wins!



"Jesus said: 'Go into all the world
and preach the gospel to every creature.
He who believes and is baptised will be saved;
but he who does not believe
will be condemned.'" Mark 16:15-16.

The risen Christ and His ascension

Activity B – Word Puzzle


Cross out all the letters that appear 4 times. List the remaining letters in the space provided to complete the sentence.

E	S	I	L	O
L	P	A	N	R
O	R	T	P	W
I	E	F	A	I
T	G	L	P	T
A	R	E	O	W
W	L	T	P	W
I	D	E	R	A



**When Jesus finished speaking,
He was lifted up into heaven.
The disciples watched
until Jesus disappeared.
They knew that Jesus
was really the Christ,
the Saviour, the**

_____.



The day of Pentecost

Acts 2

Storyline

Ten days after Jesus ascended, 120 disciples were gathered together. Suddenly the sound of a mighty wind filled the house where they were. Tongues of fire appeared upon everyone's head and they were filled with the Holy Spirit. When the people living in Jerusalem heard the sound they came to see what was happening and were confused and amazed, because everyone heard the disciples preaching in his own language. When some people mocked the disciples, saying that they were drunk, Peter explained that what had happened was the fulfilment of the prophet Joel's writings, which said that in the last days God would pour out the Holy Spirit on all men. Joel had said their sons and daughters would prophesy, God would do wondrous things, and whoever would call on the name of the Lord would be saved. Peter then told the people that God had raised up Jesus, whom they had crucified, to sit at His right hand making Him Lord and Christ, and that Jesus had now poured out the Holy Spirit upon His church. When the people heard this, they were convicted and asked the apostles what to do. Then Peter told them to repent, be baptised and they would receive the Holy Spirit. Three thousand people were converted on that very first day.

Suggested Teaching Approach

Discuss with the children that God wants each one of us to receive the Holy Spirit.

The Holy Spirit is like a precious gift, as we accept Him. Have a large, beautifully wrapped, empty box on the table as you tell the story. Discuss the feelings experienced when you receive a precious gift. Then highlight all the endless qualities of the Holy Spirit: love, joy, peace, etc. God's gift never wears out, but it must be used.

Theme One

"The baptism of the Holy Spirit"

After Jesus was raised to the right hand of God, He gave the Holy Spirit to His Church to help them and to give them power. Similarly Jesus wants each one of us to receive His Holy Spirit so that we may know His power and enabling.

Key Thought

God's will can only be done by the power of the Holy Spirit.

Aim

To show the children why Jesus wants us to receive the Holy Spirit, and how having Him living within us is the only way we can learn to be like Him.

Memory Verse

"You shall be baptised with the Holy Spirit." (Acts 11:16).

Theme Two

"Power to live as sons of God"

Only weeks after Peter denied Christ, he then stood and declared Him to be both Lord and Christ! What power the Holy Spirit has to transform a man from one who denies Christ to one who stands and declares who He is! This same power can be seen in our lives if we ask for it.

Key Thought

The Holy Spirit has the power to change our lives, and to enable us to live as children of God.

Aim

For the children to understand that the power of the Spirit can be a reality in their lives.

Memory Verse

"For as many as are led by the Spirit of God, these are sons of God." (Romans 8:14).

Activity A - Bible Jigsaw

Materials

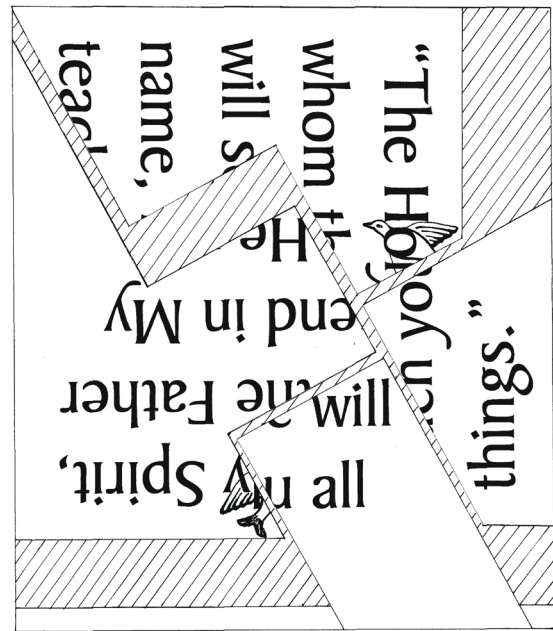
- 1 Activity Sheet per child.
- Scissors.
- Spare paper and card.
- Glue.

Steps

- Cut out the jigsaw pieces, discarding the shaded areas.
- Fit the pieces on the card so that the Bible verse can be read.
- Once the verse is recognizable, glue the pieces in place.

Answer

- "The Holy Spirit, whom the Father will send in My name, He will teach you all things."



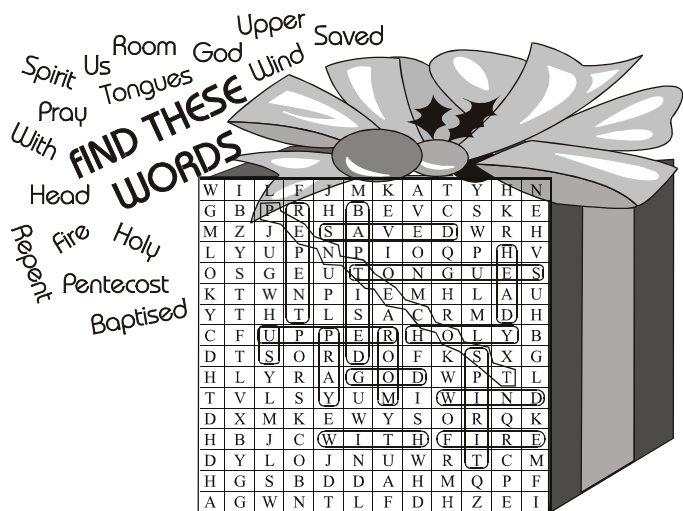
Activity B - Word Search

Materials

- 1 Activity Sheet per child.
- Pens/pencils.

Steps

- The children find the listed words in the word search square.




GOD IS WITH US



The day of Pentecost

Activity B – Word Search

Spirit Us Room God Upper
 Pray Tongues Wind Saved
 With **FIND THESE WORDS**
 Head
 Repent Fire Holy
 Pentecost
 Baptised



W	I	L	F	J	M	K	A	T	Y	H	N
G	B	P	R	H	B	E	V	C	S	K	E
M	Z	J	E	S	A	V	E	D	W	R	H
L	Y	U	P	N	P	I	O	Q	P	H	V
O	S	G	E	U	T	O	N	G	U	E	S
K	T	W	N	P	I	E	M	H	L	A	U
Y	T	H	T	L	S	A	C	R	M	D	H
C	F	U	P	P	E	R	H	O	L	Y	B
D	T	S	O	R	D	O	F	K	S	X	G
H	L	Y	R	A	G	O	D	W	P	T	L
T	V	L	S	Y	U	M	I	W	I	N	D
D	X	M	K	E	W	Y	S	O	R	Q	K
H	B	J	C	W	I	T	H	F	I	R	E
D	Y	L	O	J	N	U	W	R	T	C	M
H	G	S	B	D	D	A	H	M	Q	P	F
A	G	W	N	T	L	F	D	H	Z	E	I

GOD IS WITH US



Peter and John

Storyline

After asking Peter if he loved Him, Jesus told him how he would die to God's glory. Peter asked what would happen to John. Peter was told to mind his own business and to follow Jesus. After Pentecost, Peter and John met a lame man at the temple in Jerusalem and they healed him in Jesus' name. All the people were very surprised, so Peter preached to them about Jesus. The priests were annoyed and forbade them to preach in the name of Jesus. Because all the people were praising God for the man's healing, the priests let Peter and John go. Sometime later, Peter and John went to Samaria. There they laid hands on some Christians to receive the Holy Spirit. A man named Simon saw this and offered them money so that he could do the same. Peter was very angry and told him that this gift of God could not be bought. Towards the end of John's life he was imprisoned for his faith. He had a vision in which Jesus, from heaven, revealed to him things that are going to happen at the end of the age and the end of the world.

Suggested Teaching Approach

Discuss the ability Peter and John had to pray for people to be healed and to receive the Holy Spirit.

Discuss what motivated the Pharisees and Simon the sorcerer, when they attempted to influence the disciples. Consider the motives (both our own and of others) which could divert us from the Lord's way.

Discuss the effects of receiving meekly the implanted word (salvation; a knowing of what is acceptable; confusion flees; ability to stand firm).

Theme One

"No other name"

Peter and John knew that in themselves they had no way to help the lame man, but they knew Jesus would heal him. Jesus had told the disciples they could ask anything in His name. So they used the name of Jesus to raise the lame man. We, too, can pray for others and see God meet their needs.

Key Thought

We are limited in our power to help others. God's power is greater than ours as we pray for others.

Aim

To teach the children that healing only comes through the name of the Lord Jesus Christ.

Memory Verse

"If you ask anything in My name, I will do it." (John 14:14).

Theme Two

"Faithful disciples of Jesus Christ"

The Pharisees and Simon the Sorcerer, on different occasions, attempted to influence Peter and John, to divert them from the way of the Lord. It is our responsibility to search the Scriptures, and to listen to and receive His word in order to learn what is acceptable to God. If we do this, the Holy Spirit will enable us to stand firm and not be influenced by others who have different standards.

Key Thought

The Lord's blessing is upon the one who is both a hearer and a doer of His word.

Aim

To encourage one another to receive His word, allowing it to change our hearts and behaviour, thus saving our souls.

Memory Verse

"Receive with meekness the implanted word." (James 1:21).

Activity A - Balloon Quiz

Materials

- Balloons.
- Taped Music.
- Prizes (if desired).

Steps

Before Class

- Write out, on small pieces of paper, questions from today's story or stories from this term.
- Place a question inside each balloon and blow the balloons up and tie them.

In Class

- Pass the balloons around the class one at a time while some taped music is playing.
- Stop the music, and the person holding the balloon has to burst it and answer the question.
- If you have prizes, give them a prize if they answer the question correctly.
- Repeat until all the balloons are burst.

Activity B - Finish the Drawing Game

Materials


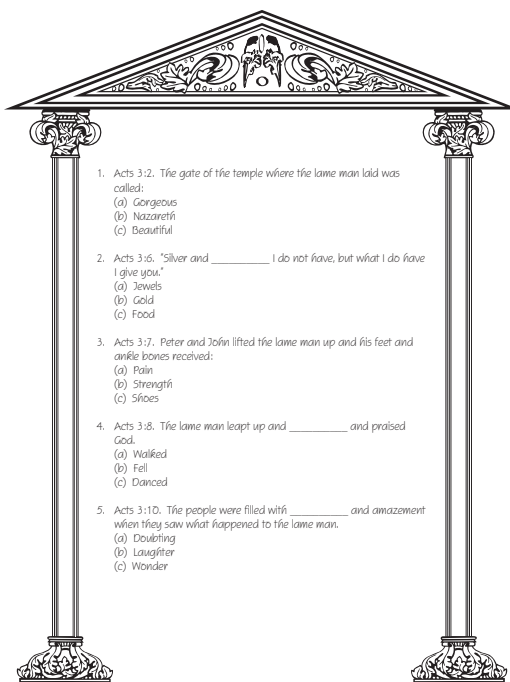
- 1 of each 2 Activity Sheets per child (picture and quiz).
- Pencils.

Steps

- Ask the children to do the written quiz.
- Mark your answers together. Each time the child has a correct answer they add a line to the picture to fill in the gaps.
- Colour the picture and give it a title.

Answer

- (c) Beautiful
- (b) Gold
- (b) Strength
- (a) Walked
- (c) Wonder



Peter and John

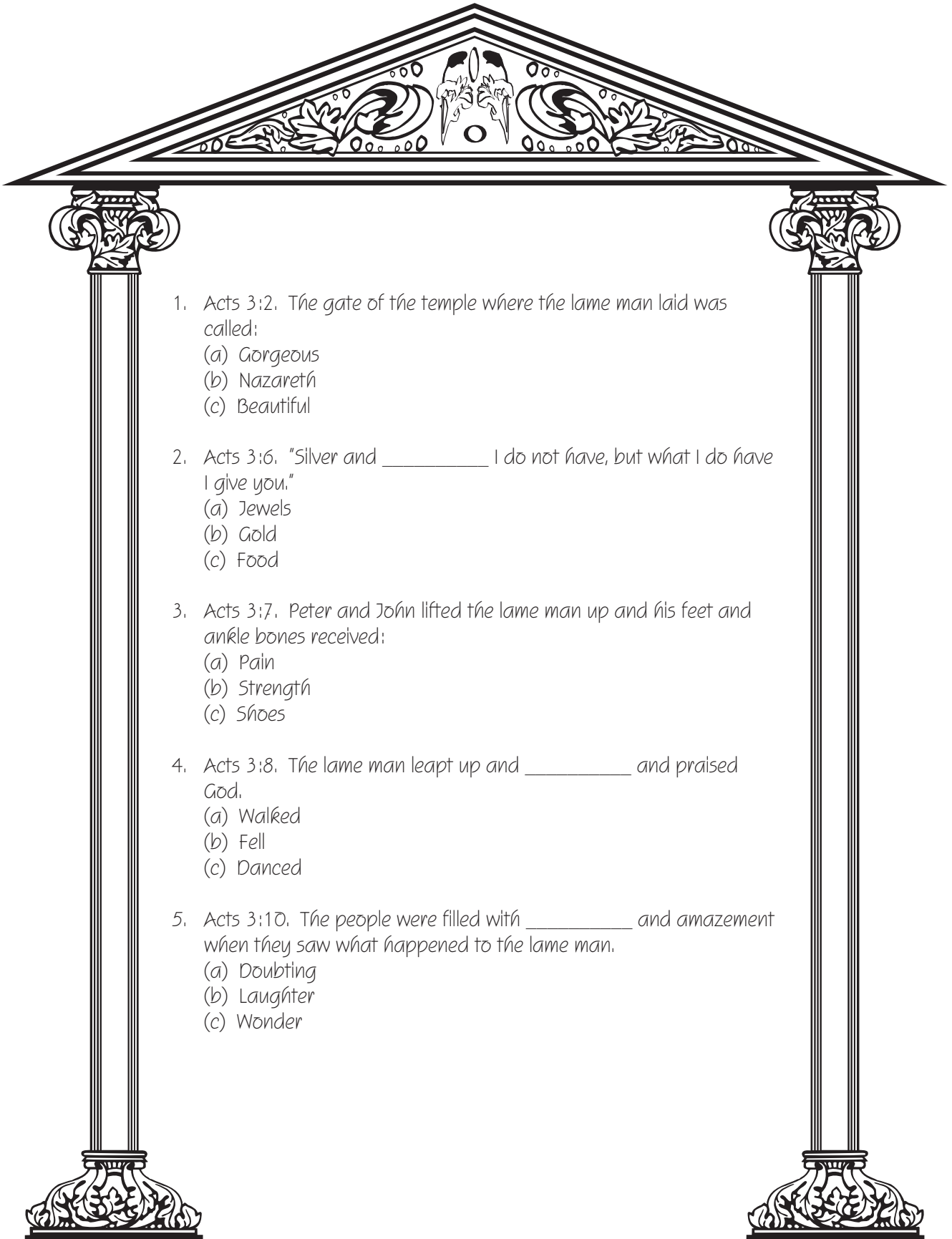
Activity B – Finish the Drawing Game

Finish  the drawing with five lines and
Colour  and Write  a title in the box.



Peter and John

Activity B – Finish the Drawing Game



1. Acts 3:2. The gate of the temple where the lame man laid was called:
(a) Gorgeous
(b) Nazareth
(c) Beautiful
2. Acts 3:6. "Silver and _____ I do not have, but what I do have I give you."
(a) Jewels
(b) Gold
(c) Food
3. Acts 3:7. Peter and John lifted the lame man up and his feet and ankle bones received:
(a) Pain
(b) Strength
(c) Shoes
4. Acts 3:8. The lame man leapt up and _____ and praised God.
(a) Walked
(b) Fell
(c) Danced
5. Acts 3:10. The people were filled with _____ and amazement when they saw what happened to the lame man.
(a) Doubting
(b) Laughter
(c) Wonder

Peter and the Gentiles

Acts 9:32-43; 10;
11:1-18; 12:1-19

Storyline

Peter came to the town of Lydda and healed the man Aeneas who was paralysed. Many there turned to the Lord. At nearby Joppa, he healed Tabitha (also called Dorcas). Many believed on the Lord there also. In Caesarea there was a Roman centurion called Cornelius who believed in God. One day, in a vision, an angel told him to send for Peter. The next day Peter, in Joppa, also had a vision but he didn't understand it. Peter visited Cornelius and preached to his relatives and friends. Peter realised that his vision meant he had to stop keeping himself separated from people who were not Jews (ie. Gentiles). While he was preaching, the Holy Spirit came upon the people and Peter told them to get baptised. Later in Jerusalem he explained to the apostles why he had eaten with Gentiles. When he had explained what had happened they praised God. They realised that God had given eternal life to the Gentiles as well as the Jews. A little later, King Herod persecuted the Christians and killed John's brother, James. He also put Peter in prison, but an angel let him out during the night.

Suggested Teaching Approach

Tell the story stressing the chosen theme.
Discuss with the children that God shows no partiality and wants all to be saved.

Theme One

“God shows no partiality”

God clearly declared to Peter that He shows no partiality. Salvation is for all people, regardless of race or creed. He charges us not to distinguish between people on this basis but rather all have need of salvation and those that respond are all members of God's family.

Key Thought

God shows no distinction between any man according to his race or belief.

Aim

For the students to understand that all people are in need of salvation no matter where they live or what they believe.

Memory Verse

“In truth I perceive that God shows no partiality.” (Acts 10:34).

Theme Two

“God knows when we need help”

Life is not always happy and plain sailing. When things happen that make us feel sad or worried, God knows. He will be with us and help us, just like He helped Peter when he was in prison.

Key Thought

We can know that God will always be with us if we love and trust Him. He wants to look after us.

Aim

For the children to know that God cares about every part of our lives and is always watching over us.

Memory Verse

“The Lord shall help them and deliver them.” (Psalm 37:40).

Activity A - Word Search

Materials

- 1 Activity Sheet per child.
- Pens/pencils.
- New King James Bibles.

Steps

- Children use the Bible to find the answers to the questions, then find the word in the Word Puzzle.

Use your Bible to find the answers to the questions, then find the word in the Word Puzzle.

1. Name the gate of the temple where the lame man was placed. (Acts 3:2)
Beautiful
2. In whose name were Peter and John asked not to preach? (Acts 4:18)
Jesus
3. How did they speak after they had received the Holy Spirit? (Acts 4:31)
With Boldness
4. What two things happened through the hands of the apostles. (Acts 5:12)
Signs and Wonders
5. Who opened the doors of the prison? (Acts 5:19) Angel
6. What was the name of the soldier who had a vision? (Acts 10:3)
Cornelius
7. Whose house was Peter staying in at Joppa? (Acts 10:32) Simon
8. The disciples were first called Christians in Antioch. (Acts 11:26)
9. Name of the king who put Peter in prison. (Acts 12:1-4) Herod
10. Whose house did Peter go to when he had been let out of prison? (Acts 12:12)
Mary

B	C	H	R	I	S	T	I	A	N	S	F
D	E	L	Y	U	E	A	V	F	H	B	H
F	I	A	T	W	O	N	D	E	R	S	K
H	C	M	U	Q	F	G	W	H	I	D	L
A	P	N	S	T	G	E	J	E	S	U	S
B	R	P	A	K	I	L	L	Y	R	K	S
S	S	Z	B	J	L	F	Z	O	N	T	G
O	I	W	L	S	M	S	U	D	Q	U	N
R	M	A	R	Y	O	T	C	L	R	V	S
C	O	R	N	E	L	I	U	S	A	B	M
M	N	X	M	B	O	L	D	N	E	S	S

Activity B - Role Play

Materials

- Rope, torch, white sheet for the angel.
- Table, chairs, etc. to make the prison room.
- Any old coats, belts, hats, etc. for dressing up children. NB. ice cream buckets make good helmets.
- Cardboard crown for Herod.

Steps

At Home

- Write short speaking parts for each child according to their abilities.

In Class

- Make a mock prison using tables and chairs to form a room.
- Choose children to be King Herod, Peter, the angel and Rhoda.
- The rest of the children to be guards at the door of the prison and disciples praying at Mary's house.

Directions

- Herod:** Seizes Peter and hands him over to the guards.
- Guards:** Tie Peter up and put him in prison and stand guard at the door.
- Peter:** Kneels down to pray, then falls asleep on his side.
- Angel:** Comes into prison, shines the torch on Peter to flood the room with God's light.
Touches Peter on the side, wakes him and tells him to get dressed and follow him.
- Guards:** Pretend not to see Peter and the angel pass by. (Get guards to keep looking straight ahead as if nothing were happening.)
- Rhoda:** Answers the door when Peter knocks and runs to tell the others.
- Peter:** Peter comes in and talks to the disciples.
- Herod:** Searches for Peter, judges guards and has them put to death.

Peter and the Gentiles

Activity A – Word Search

Use your Bible to find the answers to the questions, then find the word in the Word Puzzle.

1. Name the gate of the temple where the lame man was placed. (Acts 3:2).

2. In whose name were Peter and John asked not to preach? (Acts 4:18).

3. How did they speak after they had received the Holy Spirit? (Acts 4:31).
With _____
4. What two things happened through the hands of the apostles. (Acts 5:12).
_____ and _____
5. Who opened the doors of the prison? (Acts 5:19) _____
6. What was the name of the soldier who had a vision? (Acts 10:3)

7. Whose house was Peter staying in at Joppa? (Acts 10:32) _____
8. The disciples were first called _____ in Antioch. (Acts 11:26)
9. Name of the king who put Peter in prison. (Acts 12:1-4) _____
10. Whose house did Peter go to when he had been let out of prison? (Acts 12:12)

B	C	H	R	I	S	T	I	A	N	S	F
D	E	L	Y	U	E	A	V	F	H	B	H
F	I	A	T	W	O	N	D	E	R	S	K
H	C	M	U	Q	F	G	W	H	I	D	L
A	P	N	S	T	G	E	J	E	S	U	S
B	R	P	A	K	I	L	Y	R	K	S	I
S	S	Z	B	J	L	F	Z	O	N	T	G
O	I	W	L	S	M	S	U	D	Q	U	N
R	M	A	R	Y	O	T	C	L	R	V	S
C	O	R	N	E	L	I	U	S	A	B	M
M	N	X	M	B	O	L	D	N	E	S	S

This page is intentionally blank

Stephen

Acts 6 & 7

Storyline

As the church was growing, the twelve apostles decided that other people were needed to give out the food because they needed to spend their time in prayer and the word of God. Seven wise, Spirit-filled men were given to this job. Stephen was one of these. He was full of faith and the power of the Holy Spirit and did great miracles. The word of God spread and many came to know the Lord. However, some of the Jewish leaders became very angry with Stephen and stirred up trouble. He preached to them, explaining how God had led His people Israel, and that they had rebelled against God. As the people became furious, Stephen saw a vision of Jesus in heaven. When he told them this, they stoned him. As he was dying, Stephen asked God to forgive those who hurt him.

Suggested Teaching Approach

Theme 1

Discuss what qualities will be needed in a good Christian employee: faithfulness, consistent effort, endurance, able to discuss and relate effectively, wisdom from the Holy Spirit. Encourage the children to develop them now while there's time. Use Activity B idea to draw out discussion. Have two tables set up identically, call one table "The Cheerful Cafe", and the other "Grumpy's Grub Cafe". Teacher acts out the difference, and opens up discussion.

Theme 2

Talk about forgiveness. Make sure the children realise that we must not hold unforgiveness in our hearts.

Theme One

"Full of faith and power"

Stephen was chosen to serve as a steward and to minister the word of God but not as an apostle. He did great wonders and signs. God is able to use us as we commit ourselves to whatever task He has called us to, and He will give us the power to do it.

Key Thought

We will be effective in our walk with God's enabling. What we do in our own strength is of no value to God.

Aim

For the students to understand that it is God who calls us and God who gives us the power to complete the tasks He asks us to do.

Memory Verse

"He who calls you is faithful, who also will do it."
(1 Thessalonians 5:24).

Theme Two

"Forgiveness"

Stephen knew God was with him. Even though the people were about to kill him, he was still able to truly care about them, asking God to forgive them. We must not hold unforgiveness in our hearts towards anyone.

Key Thought

When someone has done something to hurt us, God wants us to forgive them.

Aim

For the children to realise that the Lord can give us a real love and a truly forgiving heart.

Memory Verse

"If you have anything against anyone, forgive him." (Mark 11:25).

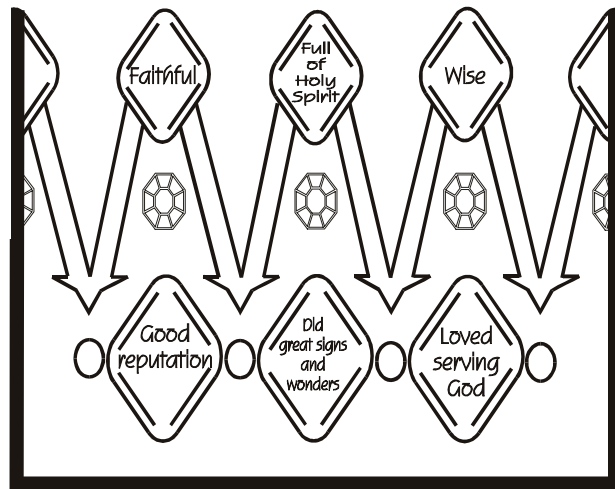
Activity A - Make a Crown

Materials

- 1 Activity Sheet per child.
- Scissors.
- Stapler.
- Glue.
- Colouring pencils.
- 1 strip of cardboard approx. 3cm x 65cm per child to glue crown onto.

Steps

- Look up the Scripture reference and answer the question.
- Children choose attributes from the list and write them on the stones of the crown.
- Colour the crown.
- Cut the crown out, and glue it onto a strip of cardboard.
- Teacher to staple each crown into a circle, to fit the heads of the individual children.



Answer

- A crown that cannot be destroyed, or something similar.

Activity B - Discussion

Materials

- Tablecloth.
- Vase and flowers.
- Drinking glasses.
- Cutlery.
- Note pad/pen.
- Black material for bow ties.
- Dressing up is optional, but remember to organize it the week before if you are going to do it.

Use old kitchen items, or items from a picnic set.

Steps

- Talk to the children about how even though serving people and waiting on tables didn't seem like a very important job compared to what the apostles were called to, the men chosen for the job had to be wise and of a good reputation, etc.
- Set up a mock restaurant with tables and chairs. Set tables with cutlery, glasses, flowers, etc. (up to the teacher's imagination). Ask the children to bring good clothes, or come dressed up as though they were out to dinner and have a couple of children dressed as waiters and waitresses. They could write a menu, take orders, pour drinks, etc. Children could take turns at playing each role.
- Explain to the children about doing a good job, even if it is only a small thing they are asked to do; being diligent, showing kindness, giving cheerfully, etc.
- Talk to the children about doing things for others that sometimes only God sees, small things, e.g. watching the younger children after Sunday School, stacking away chairs, etc.
- God will use us to do great things, if He sees we are willing and able to do the small things.

Stephen

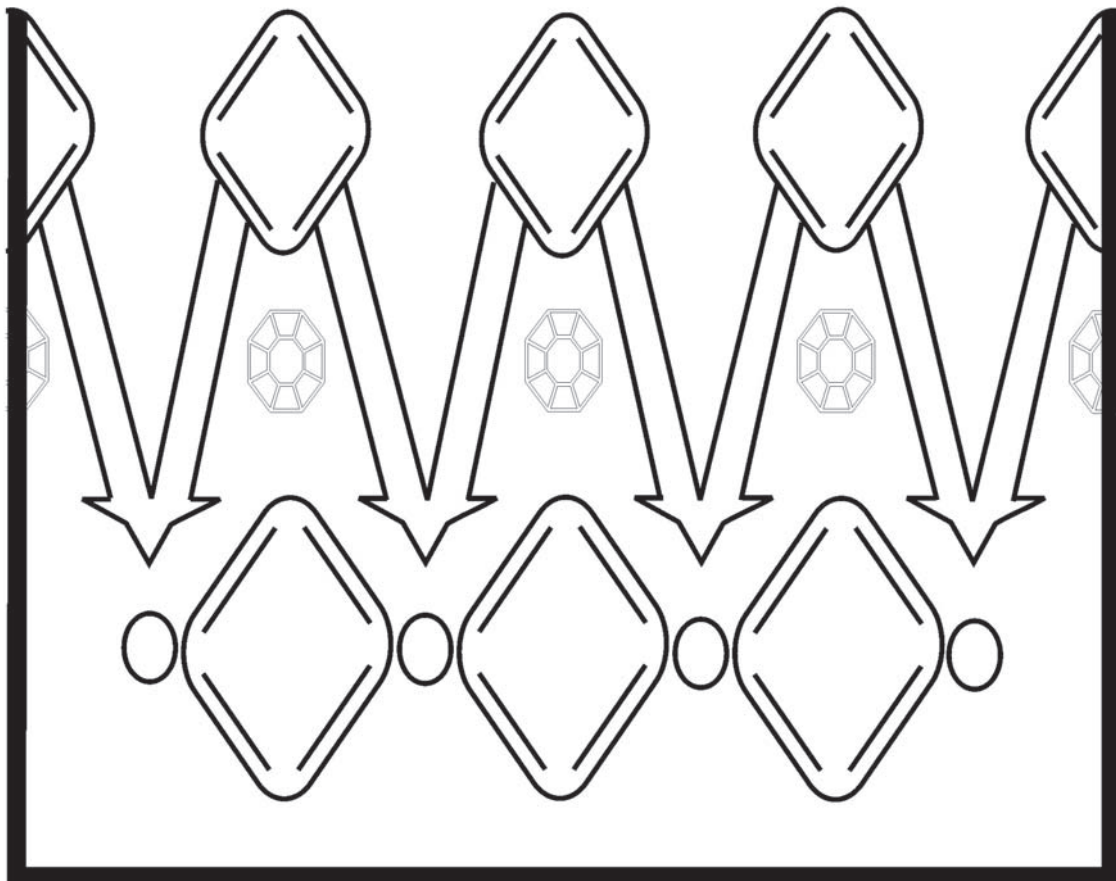
Activity A – Make a Crown

If we read 1 Corinthians 9:25, I'm sure we would decide that Stephen would have received an imperishable crown when he was martyred. What do you think imperishable means?

On the jewels of this crown, write down from the list the ones that you think God would be pleased with that gave Stephen an imperishable crown.

- Loved serving God
- Anger
- Good reputation
- Stiffnecked
- Full of Holy Spirit
- Wise

- Selfish
- Resisted the Holy Spirit
- Faithful
- Did great signs and wonders
- Killed those who stood for God's truth



This page is intentionally blank

Philip

Acts 8:4-13,26-40

Storyline

Philip was preaching in Samaria and did many miracles. A wicked man called Simon had deceived many people into following himself, but he, too, became a Christian as Philip preached. Then an angel told Philip to go to a desert road. There Philip found a man from Ethiopia. This man was reading a prophecy about Jesus from the book of Isaiah. He asked Philip what it meant, so Philip explained to him about Jesus. The man believed on Jesus and was very keen to be baptised, so Philip baptised him in some water there. After the baptism, the Holy Spirit took Philip away to preach in another place.

Suggested Teaching Approach

Use the attached questionnaire for each child. Have them ask a partner the questions, then lead into the following:

- Ask the children what is the difference between knowing **about** someone and truly **knowing** someone, e.g. we know **about** Captain Cook and his achievements from our history books, but do we know **who** he is? What was his personality; his likes and dislikes; his interests; what was important to him; his hopes for the future; how he lived, etc?

Lead the children into discussion about how do we really get to know someone, (talking with them, listening to them, sharing your life with them, asking them to your home and going to theirs, playing with them, etc.) How then do we get to **know** God?

Discuss with the children how they can share their testimony about Jesus with their friends and family.

Theme One

“Introducing people to Jesus”

Just as the Holy Spirit convicted the heart of the Ethiopian when Philip spoke to him about Jesus, so He is at work today to convict the hearts of people who hear about the Lord. As we pray for our friends, the Holy Spirit will create opportunities for us to share the Lord’s love with them.

Key Thought

We are called to be the light of the world. Let us shine as lights so that others may see.

Aim

To exhort the students to be praying and believing for the enabling of the Holy Spirit in speaking to friends about our Lord Jesus.

Memory Verse

“They did not cease teaching and preaching Jesus as the Christ.”
(Acts 5:42).

Theme Two

“God rewards those who seek Him”

The Ethiopian was genuinely seeking God and God rewarded him with a fuller revelation through Philip. God helps those who genuinely seek Him to find the truth. As we commit our ways to the Lord, He watches over us and guides and blesses our lives. As we seek to know more of Him, He rewards us.

Key Thought

When we seek God with all our hearts, we shall find Him, and He will reward us for it.

Aim

To encourage the children to be diligent in seeking the Lord.

Memory Verse

“He is a rewarder of those who diligently seek Him.”
(Hebrews 11:6).

Activity A - Crossword

Materials

- 1 Activity Sheet per child.
- Pens/pencils.
- Bibles.

Answers

Across

- Angel
- Chariot
- Philip
- Reading
- Jerusalem

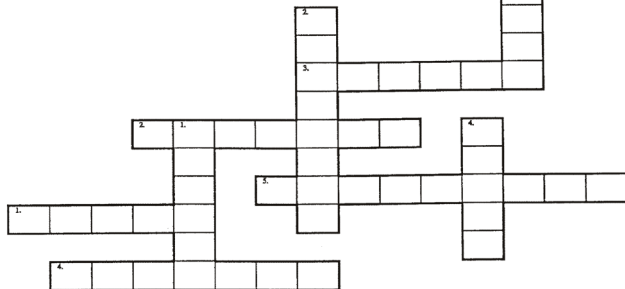
Down

- Healed
- Baptised
- Worship
- Heart

ACTS 8


Across

1. An of the Lord spoke to Philip. (v26)
2. The eunuch was sitting in his (v28)
3. An angel spoke to (v26)
4. The eunuch was (v28)
5. The eunuch had come to to worship. (v27)



Down

1. Many people were (v7)
2. Philip him. (v38)
3. The eunuch had come to Jerusalem to (v27)
4. If you believe with your (v37)



Activity B - Cut Out and Colour

Materials

- 1 Activity Sheet per child, photocopied or mounted on cardboard.
- Colouring pencils/felt pens.
- Paper glue.
- Scissors.

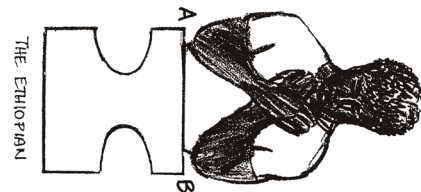
Steps

At Home

- Cut a slit in the heavy line opposite Philip in the scene.

In Class

- Children cut out the Ethiopian around the heavy outline.
- Colour the scene and the Ethiopian.
- The figure is inserted through the slit and "immersed" from the line AB to the head.



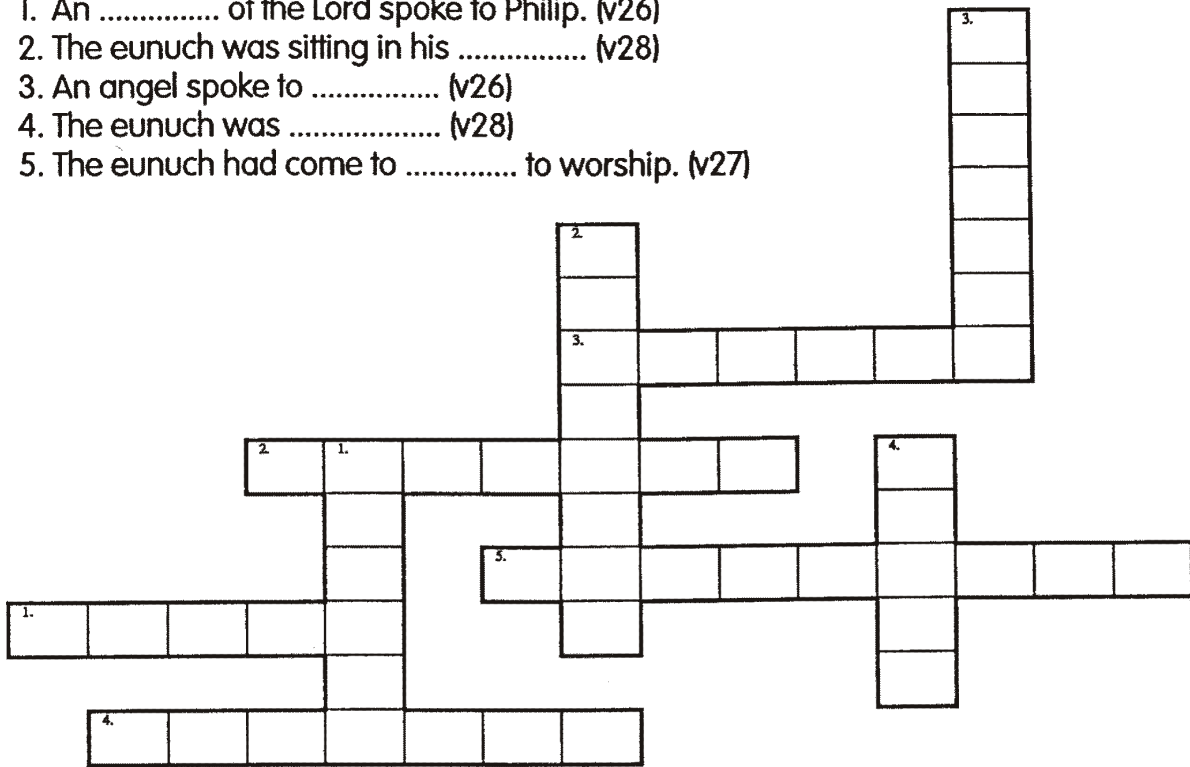
Philip

Activity A - Crossword

ACTS 8


Across

1. An of the Lord spoke to Philip. (v26)
2. The eunuch was sitting in his (v28)
3. An angel spoke to (v26)
4. The eunuch was (v28)
5. The eunuch had come to to worship. (v27)



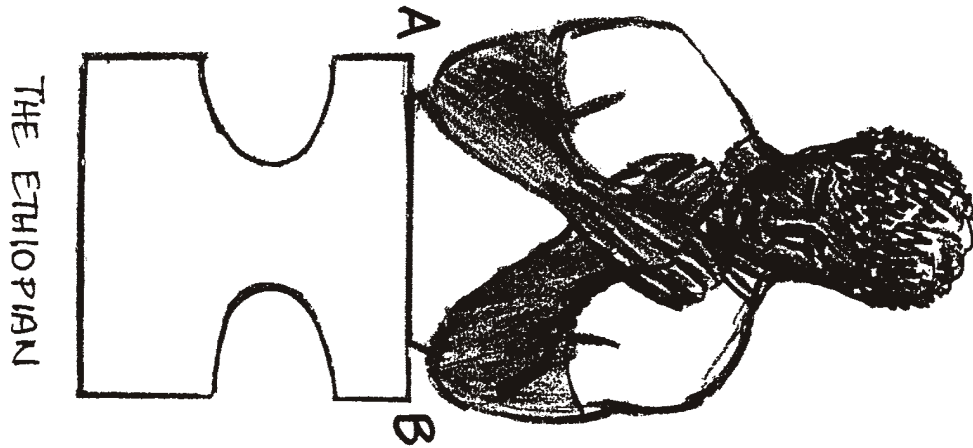
Down

1. Many people were(v7)
2. Philip him. (v38)
3. The eunuch had come to Jerusalem to (v27)
4. If you believe with your (v37)



Philip

Activity B – Cut Out and Colour



Philip

Teaching Aid Sheet - Questionnaire

DO YOU KNOW ME? QUESTIONNAIRE

What is my first name?

What is my last name?

Do I have a nick name?

How many people in my family?

What are their names?

What games/sport do I like playing?

DO YOU KNOW ME? QUESTIONNAIRE

What is my first name?

What is my last name?

Do I have a nick name?

How many people in my family?

What are their names?

What games/sport do I like playing?

DO YOU KNOW ME? QUESTIONNAIRE

What is my first name?

What is my last name?

Do I have a nick name?

How many people in my family?

What are their names?

What games/sport do I like playing?

DO YOU KNOW ME? QUESTIONNAIRE

What is my first name?

What is my last name?

Do I have a nick name?

How many people in my family?

What are their names?

What games/sport do I like playing?

This page is intentionally blank

Paul's conversion

Storyline

Saul, who was later known as Paul, persecuted people who believed in Jesus. When Saul was on his way to Damascus, the Lord spoke to him about what he was doing. Saul fell to the ground and when he got up, he could not see. The men who were with Saul led him to Damascus. Saul fasted and prayed there for three days. God sent a man called Ananias to Saul to pray that his sight be restored. Saul was then baptised. He began to preach about Jesus and people were amazed at how he had changed. Because of Saul's change of heart the Jews plotted to kill him. The disciples hid Saul in a large basket and let him down over the city wall when it was dark. Saul came to Jerusalem, but the disciples were afraid of him. Barnabas took him to meet the apostles and explained how Saul had changed. Saul preached at Jerusalem, but some people tried to kill him there. The Lord told him to leave Jerusalem because He was sending him to the Gentiles to preach.

Suggested Teaching Approach

Tell the story emphasising the zeal with which Saul had been persecuting the Christians. God changed this cruel man into one of the greatest apostles.

If team teaching is used it would be good to tell the story dramatically, emphasising the dialogue between Saul and the Lord.

Theme One

"Jesus reveals Himself to us"

Jesus revealed Himself to Saul in order to bring changes to his life. He became a completely new man, willing to lay down his own life in order to do the will of God. The righteousness of God is revealed to us in creation and in the gospel. Jesus is also revealed in His people as they respond in repentance and faith.

Key Thought

Firstly, Jesus reveals Himself to us, and then He is revealed in and through us, His people.

Aim

For the children to understand that God requires a response of faith from our hearts each time He reveals something of Himself to us.

Memory Verse

"We will come to him and make Our home with him." (John 14:23).

Theme Two

"Trust and obey"

Ananias had every reason to fear the meeting with Saul, but because God told him to go, he trusted and obeyed. Sometimes God may ask us to do something that we are afraid to do, like speaking to someone at school who laughs at us because we are Christians. We must learn to trust God and obey Him.

Key Thought

God is trustworthy, even when we are scared.

Aim

For the children to see that even if they feel scared, they can still trust and obey God.

Memory Verse

"Whenever I am afraid, I will trust in You." (Psalm 56:3).

Activity A - Listening Game

Materials

- Instigate an activity using “Chinese Whispers”, e.g. tug your right ear, tap your left foot, turn right around in a circle, say ‘Hi’ to the person on your left, etc.
- Choose three or more children.
- Starting with child no 1 whisper your message to child no. 2, who performs the tasks, then whispers them to the next child, no. 3 performs the tasks, then whispers to the next child, etc. Have the children involved not watch the others as they perform the tasks.
- You may like to give the other children who are not participating a small note with the tasks written down so they can see how the responses differ.
- Discuss with the children how God speaks to us and how we need to be hearers of His word.

Activity B - Make a Viewer

Aim

To make a viewer illustrating the change in Paul’s heart:

Stage 1: As a Jew, his heart is blinded by unbelief.

Stage 2: His eyes are blinded by a bright light, but his heart begins to open up to the Lord.

Stage 3: Paul’s heart sees clearly because of his faith in the Lord Jesus.

Materials

- 1 egg carton for 2 viewers.
- 1 sheet of clear cellophane, 2 sheets of yellow or orange cellophane.
- 1 sheet of paper, coloured black (opaque).
- Ice cream sticks (1 per child).
- Craft glue.


Steps

At Home

- Detach the lids from the bases of the egg cartons, then cut each in half width-wise.
- Cut windows in the bumps of the bases.
- Cut out circles of paper to cover the windows, leaving 1 cm overlap all around.
- (2 black, several yellow, 2 clear, per viewer.)

In Class

- Children glue the 2 black circles over the top two holes of the viewer.
- Now glue a few layers of yellow cellophane over the middle two holes.
- Then glue the two clear cellophane circles over the two lower holes.
- Glue one ice cream stick on the side of the viewer, at the bottom, to be used as a handle.



Paul's first missionary journey

Acts 13 & 14

Storyline

The Holy Spirit impressed upon Paul and Barnabas, while in the church at Antioch, to travel to various Mediterranean cities to preach the gospel of Jesus Christ to the Jews. Paul spoke with great boldness and many embraced these new truths while some reacted violently against them, stirring up and dividing whole communities. Paul and Barnabas then declared the gospel of salvation to the Gentiles, proclaiming they too had the same inheritance of eternal life. The word was spreading very quickly and there were many signs and wonders being performed. A man who was lame since birth was miraculously healed. The townsfolk exalted Paul and Barnabas, who had to convince them they were not gods but only men. Attitudes quickly changed when some of the Jews spread lies and they proceeded to stone Paul and left him for dead! God strengthened and healed Paul to continue this ministry to Jews and Gentiles with great joy.

Suggested Teaching Approach

For these lessons it would be very helpful to have a large map so the journeys of Paul can be marked to help the children visualise what was happening.

It would be effective in both themes to display a map of the world and show the concentrated area where the gospel began and how it spread by sea and land. Discuss with the children whether they think "the whole world" has heard the gospel? Talk around who speaks the gospel these days - do children have a part to play?

Talk around the word 'tribulation' and what it means to the children. Describe what the Apostle Paul had to experience in 2 Corinthians 11. Discuss tribulations that some of the children have had to face.

Theme One

"Through many tribulations"

Paul's life demonstrated great faith and perseverance as he walked with the Lord. He found God's grace was sufficient in every situation. We, too, can prove that His grace is sufficient for us.

Key Thought

When we're facing difficulties, we can find God's grace to overcome too. Nothing is too hard for the Lord.

Aim

To help the children realise they're able to turn to the Lord at any time for help and support in the trial they're facing.

Memory Verse

"We must through many tribulations enter the kingdom of God."
(Acts 14:22).

Theme Two

"The gospel brings division"

As we see from Paul's missionary journeys, the gospel is a light which shows up the darkness in those who hear. Sometimes this brings repentance and salvation in them but it can bring out a very strong opposition to us and the word of God preached.

Key Thought

Our hope is that all may believe in Jesus and be saved, but all may not be willing to believe and will therefore resist all talk of Jesus.

Aim

For the children to understand that making a stand and being a Christian at school will mean that some people will treat us unkindly.

Memory Verse

"If they persecuted Me, they will also persecute you."
(John 15:20).

Activity A - Write a Poem or Story

Materials

- 1 Activity Sheet per child.
- Pens/pencils.

Steps

- Children write a poem or story, using the line given, as a first line.

Write a poem or a story, by taking the first line below and joining onto it by writing four more lines as a poem, or ten more lines as a story.



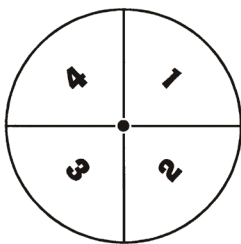
Activity B - Board Game

Materials

- 1 Activity Sheet (game) between 4.
- 1 spinner between 4.
- 1 token per child.

Preparation


- Make spinners (1 per 4 children). Use a paper clip for the spinner. Attach it with a paper fastener and on the back, tape down the prongs of the paper fastener to prevent scratching.



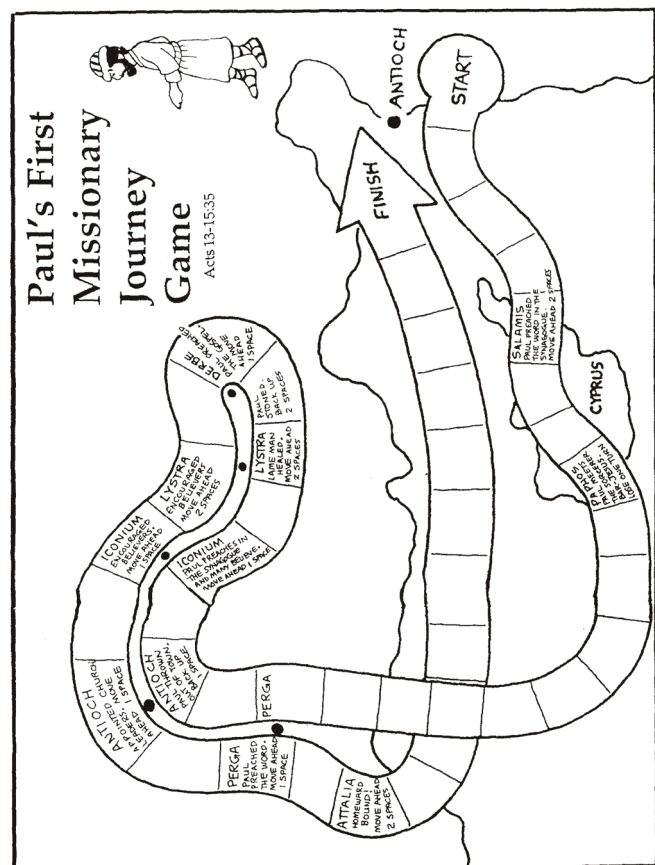
- Make tokens (1 per child). Cut the tokens apart. Glue to cardboard or poster board. Colour them four different colours. Laminate or cover them with clear Contact paper.

Directions

- Help Paul complete his first missionary journey. Spin the spinner. Move your Paul figure the number of spaces indicated by the spinner. If you land on a space with directions, do what it says. The first person to complete the journey is the winner.



Directions: 2 to 4 players. Help Paul complete his first missionary journey. Spin the spinner. Move your Paul figure the number of spaces indicated by the spinner. If you land on a space with directions, do what it says. The first person to complete the journey is the winner.



Paul's first missionary journey

Activity B – Board Game

Directions: 2 to 4 players. Help Paul complete his first missionary journey. Spin the spinner. Move your Paul figure the number of spaces indicated by the spinner. If you land on a space with directions, do what it says. The first person to complete the journey is the winner.

Paul's First Missionary Journey Game
Acts 13-15:35

START

ANTIOCH

PERGA
PAUL PREACHED THE WORD. MOVE AHEAD 1 SPACE

ATTALIA
HOMEBWARD BOUND. MOVE AHEAD 2 SPACES

ANTIOCH
PAUL RETURNED BACK TO ANTIOCH. MOVE AHEAD 1 SPACE

PERGA
PAUL PREACHED THE WORD. MOVE AHEAD 1 SPACE

ICONIUM
PAUL PREACHES IN THE SYNAGOGUE AND MANY BELIEVE. MOVE AHEAD 1 SPACE

LYSTRA
ENCOURED BELIEVERS. MOVE AHEAD 2 SPACES

LYSTRA
LAME MAN HEALED. MOVE AHEAD 2 SPACES

LYSTRA
PAUL STONED. BACK UP 2 SPACES

DERBE
PAUL PERKED UP. MOVE AHEAD 1 SPACE

ICONIUM
ENCOURED BELIEVERS. MOVE AHEAD 1 SPACE

PERGA
PAUL RETURNED BACK TO ANTIOCH. MOVE AHEAD 1 SPACE

ANTIOCH
PAUL RETURNED BACK TO ANTIOCH. MOVE AHEAD 1 SPACE

PERGA
PAUL PREACHED THE WORD. MOVE AHEAD 1 SPACE

ATTALIA
HOMEBWARD BOUND. MOVE AHEAD 2 SPACES

PERGA
PAUL PREACHED THE WORD. MOVE AHEAD 1 SPACE

ANTIOCH
PAUL RETURNED BACK TO ANTIOCH. MOVE AHEAD 1 SPACE

ICONIUM
ENCOURED BELIEVERS. MOVE AHEAD 1 SPACE

LYSTRA
ENCOURED BELIEVERS. MOVE AHEAD 2 SPACES

LYSTRA
LAME MAN HEALED. MOVE AHEAD 2 SPACES

LYSTRA
PAUL STONED. BACK UP 2 SPACES

DERBE
PAUL PERKED UP. MOVE AHEAD 1 SPACE

ANTIOCH

FINISH


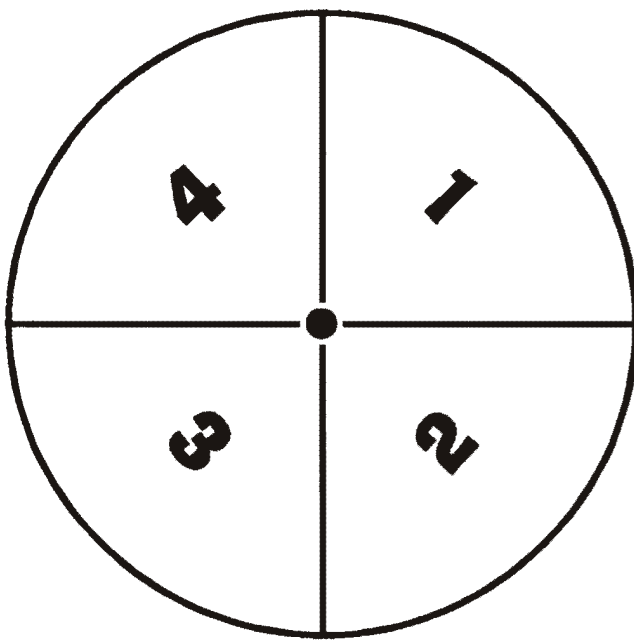
SALAMIS
PAUL PREACHED THE WORD IN THE SYNAGOGUE. MOVE AHEAD 2 SPACES

CYPRUS

PAPHOS
PAUL MEETS THE SOGRIER. MOVE ONE TURN

Paul's first missionary journey

Activity B – Board Game



This page is intentionally blank

Paul's second and third missionary journeys

Acts 15:36 - 21:19

Storyline

On his second journey Paul and Silas, who travelled with him, faced much affliction; they were beaten and imprisoned. At midnight, Paul and Silas were praying and singing hymns. There was an earthquake and the jailer was afraid the prisoners would escape. Paul reassured him that the prisoners were all there. The jailer then asked how he could be saved and Paul said, "Believe on the Lord Jesus Christ, and you will be saved, you and your household." The jailer and all in his house were then baptized. Paul was mocked by the philosophers in Athens. Still the Holy Spirit was leading and guiding them and the Lord kept them from harm. The churches that were established in faith were increasing daily. Paul travelled all over Galatia and Phrygia on his third journey, strengthening all the disciples. On his return to Ephesus, Paul baptised the people in the name of the Lord Jesus Christ and they were filled with the Holy Spirit and spoke in tongues. He continued to travel to various cities to minister the word of God. He suffered greatly but never stopped bringing the message of God to the people.

Suggested Teaching Approach

Have a large map ready to show where Paul travelled.

Chose some interesting happenings to narrate to the children as different towns are mentioned.

Use the recounting of these events to emphasise the chosen theme.

Theme One

"In everything give thanks"

Paul and Silas had right heart attitudes and praised God in prison. God brought good out of their difficulty in the salvation and baptism of the gaoler and all his household. We should remember to praise the Lord in all circumstances. If we have a right heart towards the Lord, He can bring good out of any difficulty.

Key Thought

It is easy to ask God to help us, but we need to remember to thank Him, even when He allows troubles to come into our lives.

Aim

To teach the children the importance of having a good attitude in difficulties. This enables God to bring good out of all things.

Memory Verse

"Do all in the name of the Lord Jesus, giving thanks to God."
(Colossians 3:17).

Theme Two

"Trusting God in all circumstances"

Just as God protected Paul and Silas in prison, He will protect us no matter where we are as we turn to Him. He is able to set us free from our enemies.

Key Thought

No one is greater than God. No power or evil that threatens His people is greater than His power to save us.

Aim

To show the children that we need have no fear in our circumstances because God watches over us at all times wherever we are.

Memory Verse

"We trust in the living God, who is the Saviour of all men."
(1 Timothy 4:10).

Activity A - Coded Message

Materials

- 1 Activity Sheet per child.
- Pens/pencils


Answers

- Antioch
- Lystra
- Troas
- Philippi
- Thessalonica
- Athens
- Corinth
- Ephesus
- Caesarea
- Jerusalem

Using the code below, find out 10 of the places Paul visited.

A	B	C	D	E	F	G	H	I	J	K	L	M
1	2	3	4	5	6	7	8	9	10	11	12	13
N	O	P	Q	R	S	T	U	V	W	X	Y	Z
14	15	16	17	18	19	20	21	22	23	24	25	26

1	14	20	9	15	3	8	12	25	19	20	18	1		
20	18	15	1	19	16	8	9	12	9	16	16	9		
20	8	5	19	19	1	12	15	14	9	3	1			
1	20	8	5	14	19	3	15	18	9	14	20	8		
5	16	8	5	19	21	19	3	1	5	19	1	18	5	1
10	5	18	21	19	1	12	5	13						






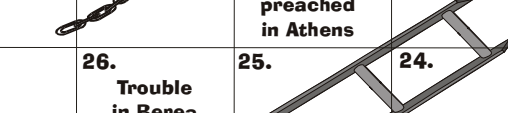




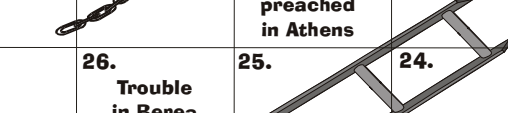







Activity B - Board Game

Materials

- 1 Board game, enlarged to A3, brightly coloured, and laminated if possible.
- Coloured buttons for markers.
- Dice.

Rules

- If you land on a square with a ladder, go up. If you land on a square with a chain, go down. The first one finished is the winner.

FINISH	40. Arrive in Jerusalem	Paul warned of trouble	39. 	38.	37.	36.	35. Eutychus fell down and died
28.		30. Paul preached in Athens	31.	32.	33. Riot in Ephesus	34. 	
27.	26. Trouble in Berea	25. 	24. 	23. 	22. 	21. 	
14. Paul & Silas in prison	15. 	16. 	17. 	18. Gaoler saved	19. 	20. Trouble in Thessalonica	
13. Slave girl saved	12. 	11. Lydia baptised	10. 	9.	8. 	7. 	
START	1. Antioch	2.	3. Timothy joins the team	4.	5.	6. Call to Macedonia	

Paul's second and third missionary journeys

Activity A – Coded Message

Using the code below, find out 10 of the places Paul visited.

A	B	C	D	E	F	G	H	I	J	K	L	M
1	2	3	4	5	6	7	8	9	10	11	12	13
N	O	P	Q	R	S	T	U	V	W	X	Y	Z
14	15	16	17	18	19	20	21	22	23	24	25	26

1 14 20 9 15 3 8

12 25 19 20 18 1

20 18 15 1 19

16 8 9 12 9 16 16 9

20 8 5 19 19 1 12 15 14 9 3 1

1 20 8 5 14 19

3 15 18 9 14 20 8

5 16 8 5 19 21 19


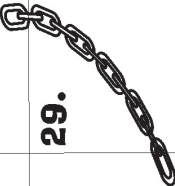
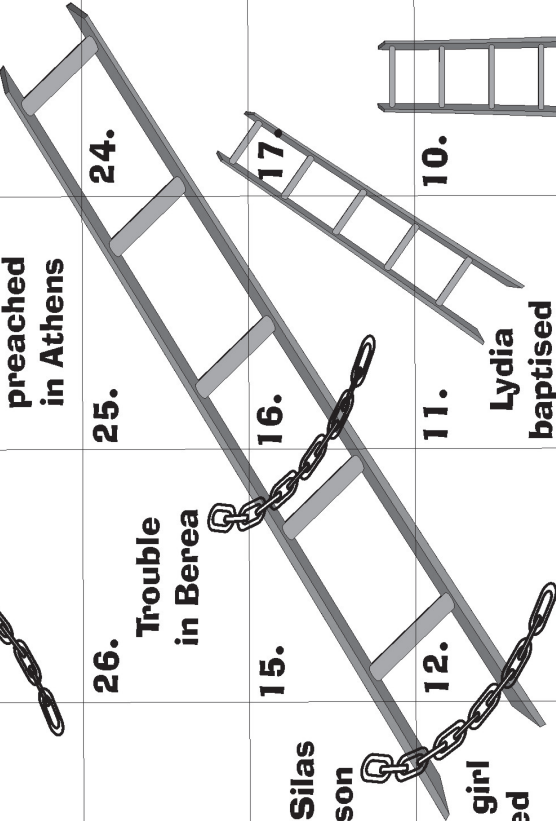
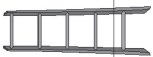


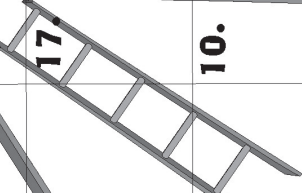
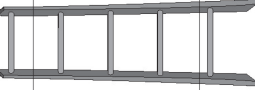

3 1 5 19 1 18 5 1

10 5 18 21 19 1 12 5 13



Paul's second and third missionary journeys

Activity B – Board Game

40. Paul warned of trouble	39. 	38.	37.	36.	35. Eutychus fell down and died
29. 	30. Paul preached in Athens	31.	32.	33. Riot in Ephesus	34.
26. Trouble in Berea	25. 	24.	23. 	22. 	21.
15. Paul & Silas in prison	16. 	17. 	18. Gaoler saved	19.	20. Trouble in Thessalonica
12. Slave girl saved	11. Lydia baptised	10. 	9.	8. 	7.
Antioch	2. Timothy joins the team	3.	4.	5.	6. Call to Macedonia

Paul's capture and imprisonment

Acts 21:26 - 26:32

Storyline

Paul came back to Jerusalem. While he was in the temple some Jews became very angry with him. Paul was rescued by a Roman officer as he was being dragged out of the temple. He allowed Paul to speak to the crowd about how he met the Lord. When Paul mentioned preaching to the Gentiles, the crowd became very angry again. Paul was taken away to be punished by the Romans for upsetting the crowd. When he told them he was a Roman they let him go, but next day he had to explain himself to the Jewish council. This also resulted in an uproar. The Jews planned to kill him but this was discovered. Paul was taken to the Roman town of Caesarea and over more than two years had to explain himself as a prisoner to three other rulers. One thought he was mad. Another said he was almost ready to become a Christian. None of them could find anything deserving death in what he said. Paul would have been set free, but he had appealed to go before the most important court of the Romans to be judged by the emperor, Caesar.

Suggested Teaching Approach

Theme 1

- Recount the story.
- Have the children recount all of Paul's adventures, stressing that Paul was serving God.
- Discuss how we can serve God.

Theme 2

- Have the class close their eyes and try to imagine what it would be like to be locked up for two years. Have them say how they would feel if they knew they were innocent.
- Tell the story.

Theme One

"We are God's servants"

Paul spent his life, after his conversion, being God's servant. He preached to the people wherever he went. Even when he was imprisoned, he served the Lord, and others were blessed by this. Even though we are young, we can serve God by obeying our parents, praying for others and being a good friend.

Key Thought

A good servant loves and obeys his master. People will know we serve God if we are loving and obedient at all times.

Aim

For the children to see that obeying their parents, praying for others and being a good friend, is serving God.

Memory Verse

"Through love serve one another." (Galatians 5:13).

Theme Two

"Receiving strength from God"

Paul received strength from God to endure the time in prison and to witness as he had opportunity. When we are faced with trials in our daily life, it is important for us to pray and trust that the Lord is in control and knows every situation. The Lord has promised to give us strength to handle these situations. Although the Lord's strength is always available, it is our responsibility to seek it.

Key Thought

We can ask the Lord for strength. He will encourage us just as He did Paul when he was in prison.

Aim

To teach the children that God can strengthen us when we feel discouraged.

Memory Verse

"I can do all things through Christ who strengthens me." (Philippians 4:13).

Activity A - "Who Am I" Game

Materials

- Cardboard and paper.
- String.

Steps

At Home

- Cut pieces of cardboard (approx. 24cm x 12cm) and write in large letters, the name of a character from the story. Make one card for each character: Paul, Paul's nephew, Felix, Festus, King Agrippa, Caesar.
- Punch holes in the top corners of each card and thread string through, so that the card can be placed over a child's head and hung around the neck.
- Make a character name chart from a large piece of paper with a list of all the characters mentioned above, clearly printed in large letters.
- Make a question chart with the following list of questions clearly printed, or make up some from the story.

Does my name start with 'P'?	Am I a king?
Am I related to Paul?	Am I a Roman citizen?
Does my name start with 'D'?	Am I an emperor?
Is my wife's name Drusilla?	Was I governor after Felix?
Is my husband a governor?	Do I live in Rome?
Did I tell Paul about the plot to kill him?	Does my name rhyme with 'dressed us'?
Did I have a letter sent to me about Paul?	Did I decide that Paul would be sent to Rome?

In Class

- Divide class into two teams. Team 'A' plays the game while Team 'B' answers "Yes" or "no" to their questions, then the role is reversed.
- One child from Team 'A' comes forward and sits in a chair with his/her back to Team 'B'. The teacher places a name card on the child's back so that Team 'B' can see it but the child does not know who they are.
- The player is allowed to ask three questions from the question chart and Team 'B' can only reply "Yes" or "No" to each question. The child can then try to guess who he/she is, if they think they know after only one or two questions they can guess then.
- Each correct guess wins a point for the team.
- The teams switch and the game is repeated.
- Note: Penalties should be given if any member of Team 'B' discloses who the mystery person is.

Activity B - Paul's Prison Profile

Materials

- 1 Activity Sheet per child.
- Pens/pencils.
- Bibles.

Steps

- Children complete the prison record by looking up Scripture references for each question.

Answer

- Paul.
- Jew.
- Jew, Christian.
- Tarsus of Cilicia.
- Jerusalem.
- Sister, Nephew.
- Causing trouble in the temple, teaching about Jesus.
- That they would kill Paul.
- A plague, a creator of dissension among all the Jews throughout the world and a ringleader of the sect of the Nazarenes.
- Done nothing worthy of death and has appealed to Augustus.

FORM CXXXIV
Prison Record

1. NAME:

2. NATIONALITY:


3. RELIGION: WAS A
NOW A

4. PLACE OF BIRTH:

5. CITY OF RESIDENCY:

6. FAMILY:

7. REASON FOR ARREST:



TRANSFERRED TO CAESAREA

THE PRISONER PAUL HAS BEEN SENT TO APPEAR BEFORE FELIX THE GOVERNOR.

8. REASON FOR TRANSFER: MORE THAN 40 JEWS BANNED TOGETHER AND DECIDED.....

9. COMPLAINTS AGAINST PRISONER:.....

10. FINDINGS OF CASE AGAINST PRISONER:

To complete prison record, look up Scripture reference for each question.


2. Acts 22:3	5. Acts 26:4	8. Acts 23:12
3. Acts 22:3	6. Acts 23:16	9. Acts 24:5
4. Acts 22:3	7. Acts 21:28 (write why you think Paul was arrested)	10. Acts 25:25

Paul's capture and imprisonment

Activity B – Paul's Prison Profile

FORM CXXXIV PRISON RECORD

1. NAME:
2. NATIONALITY:
3. RELIGION: WAS A
NOW A
4. PLACE OF BIRTH:
5. CITY OF RESIDENCY:
6. FAMILY:
7. REASON FOR ARREST:



TRANSFERRED TO CAESAREA

THE PRISONER PAUL HAS BEEN SENT TO APPEAR BEFORE FELIX THE GOVERNOR.

8. REASON FOR TRANSFER: MORE THAN 40 JEWS BANDED TOGETHER AND DECIDED.....
.....
9. COMPLAINTS AGAINST PRISONER:.....
.....
.....
10. FINDINGS OF CASE AGAINST PRISONER:

To complete prison record, look up Scripture reference for each question.

- | | | |
|--------------|---|----------------|
| 2. Acts 22:3 | 5. Acts 26:4 | 8. Acts 23:12 |
| 3. Acts 22:3 | 6. Acts 23:16 | 9. Acts 24:5 |
| 4. Acts 22:3 | 7. Acts 21:28 (write why you think Paul was arrested) | 10. Acts 25:25 |

This page is intentionally blank

Paul's final journey

Acts 27 & 28

Storyline

Paul appealed to Caesar in Rome for justice because hostile Jews had him imprisoned and planned his death. He was sent to Rome by ship under Roman guard. When they reached Crete the weather turned very bad and Paul advised them not to continue or else much loss would occur. However, they continued and after much turmoil were shipwrecked on Malta. Before the wreck, Paul had encouraged all on board to eat and be brave because an angel had revealed to Paul that no lives would be lost and that Paul must go to Rome. The people on Malta were kind and built a fire for them but were astonished when Paul was unharmed after being bitten by a viper. Paul cured diseases on the island. Finally they found another ship and sailed to Italy where fellow Christians joined them on the way to Rome. Paul preached while under house arrest for two years.

Suggested Teaching Approach

Distribute photocopies of Activity B map. Read place names and discuss the time taken for the journey. Tell the children that they will make a boat each to sail the journey. They are to listen carefully to hear what happened at each place so they can re-tell the events.

Theme One

“God protects and enables His people”

Because Paul trusted the Lord, He looked after him through dangerous and difficult experiences. When we believe in the Lord, we can trust Him to watch over us even in the most difficult circumstances. Although things may not always go right for us, God will help us through our difficult times.

Key Thought

The Lord is always with us, irrespective of the circumstances.

Aim

To have the students understand that God cares for us in every situation in our life.

Memory Verse

“Cast your burden on the Lord, and He shall sustain you.”
(Psalm 55:22).

Theme Two

“Faithful to God's call”

Paul remained faithful to the call of God right to the end of his life. He knew that God had a plan for his life and that He would bring it to pass, through many difficult circumstances. The same is true for us. As we walk in obedience to God and His word, we can believe that His plan for our life will come pass, no matter what happens along the way.

Key Thought

As we remain faithful to God's plan for us, He will bring it to pass.

Aim

To help the children understand that the Lord will bring His plan for our life to pass through many difficult circumstances.

Memory Verse

“I have finished the race, I have kept the faith.” (2 Timothy 4:7).

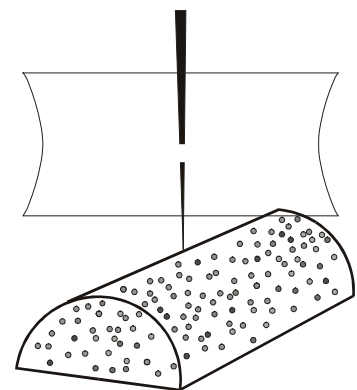
Activity A - Boat Construction

Materials

- 1 standard sheet of cardboard.
- ½ cork (lengthwise) per child.
- 1 toothpick per child.
- 1 small paper sail (approx. 4 1/2cm x 2cm) per child. This could be coloured paper.

Steps

- On a standard sheet of cardboard, draw a rough map of the area around the Mediterranean Sea. Mark in the major landmarks and the places Paul stopped en route. You may dot in the route taken or, alternatively, call out instructions as a navigator (written on a piece of paper beforehand).
- A map of the journey is widely available in the back of many Bibles, or in an illustrated Bible dictionary.
- Cut corks in half lengthwise.
- Cut out sails as illustrated.



In Class

- Distribute one cork half, one toothpick and one paper sail to each child.
- The mast is pieced through the sail and into the boat as illustrated.

Aim

- This activity brings alive Paul's last voyage by allowing the children to sail over his route on an enlarged map, using small cork boats, have each child sail their boat in turn, pointing out major events, e.g. the shipwreck at Malta. They will have to "finger walk" the last part through Italy. The journey took from Sept/Oct of the year 59 to March in the year 60.

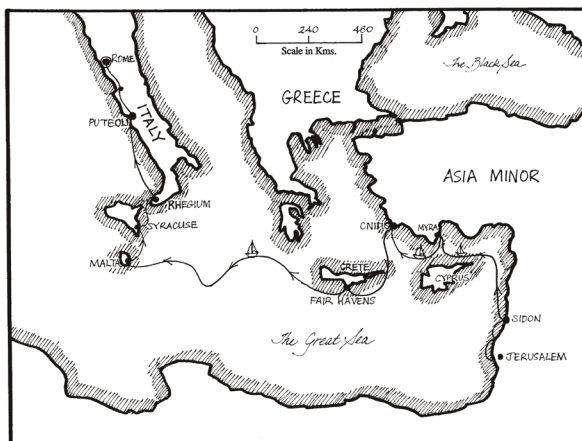
Activity B - Map to Colour

Materials

- 1 Activity Sheet per child.
- Colouring pencils.

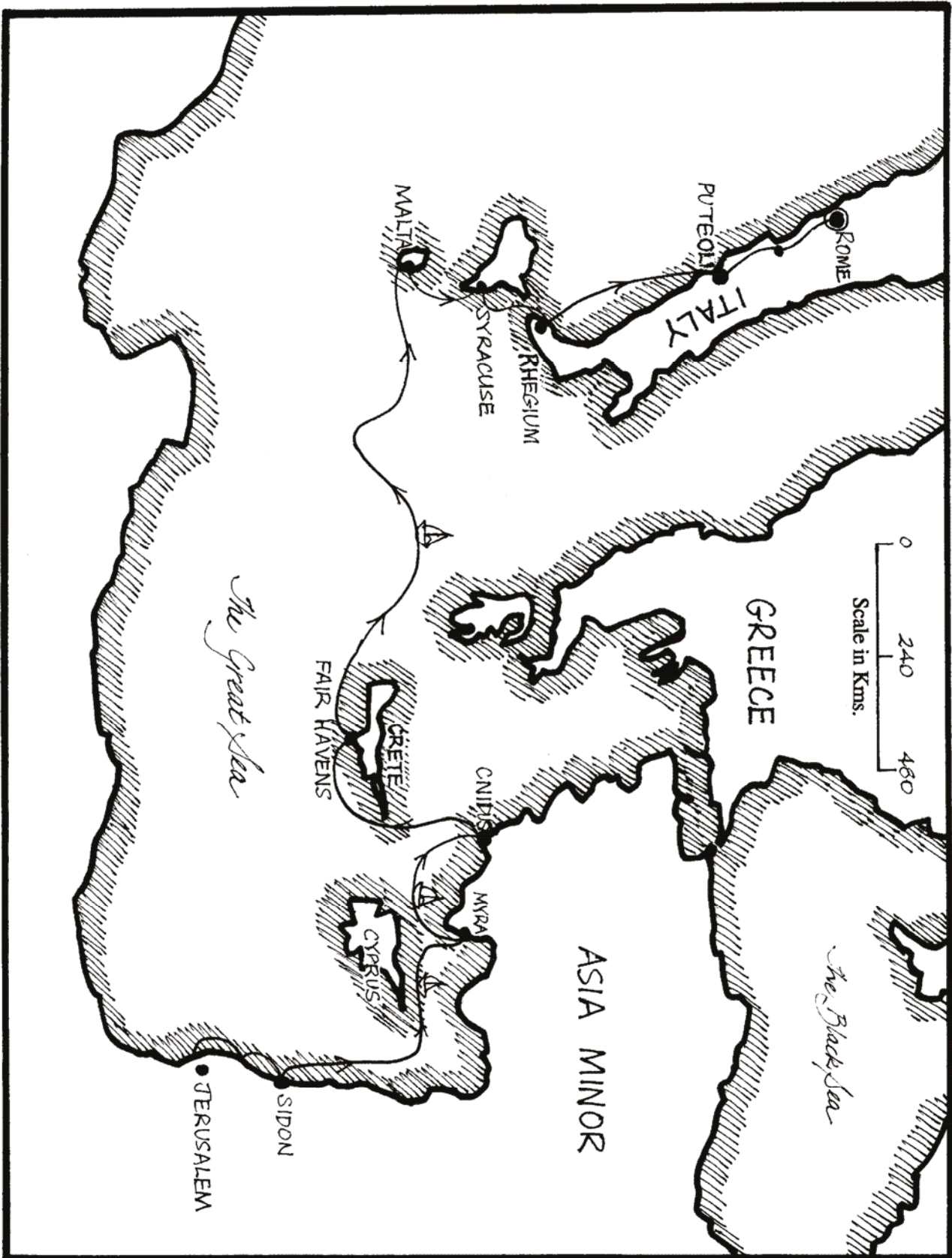
Steps

- Have the children colour in the map so as to distinguish between land and water.
- Revise the story, pointing out different places mentioned in narrative.



Paul's final journey

Activity B – Map to Colour






Well Done!

for completing

SonSeekers Unit 8

From Palm Sunday to Paul's Final Journey




Well Done!

for completing

SonSeekers Unit 8

From Palm Sunday to Paul's Final Journey



This page is intentionally blank




Well Done!

for completing

SonSeekers Unit 8

From Palm Sunday to Paul's Final Journey




Well Done!

for completing

SonSeekers Unit 8

From Palm Sunday to Paul's Final Journey



This page is intentionally blank

This page is intentionally blank

Sonseekers Curriculum

Unit One

1. Creation 1
2. Creation 2
3. Adam and Eve
4. The fall
5. Cain and Abel
6. Noah builds an ark
7. The flood, Noah and his sons
8. The tower of Babel
9. Abram called, Abram and Lot
10. The covenant with Abraham
11. Ishmael and Isaac
12. Sodom and Gomorrah
13. The sacrifice of Isaac
14. Rebekah, Isaac's bride
15. Jacob and Esau
16. Jacob's ladder, Leah and Rachel

Unit Five

65. The widow's oil, a boy raised
66. Naaman
67. Famine in Samaria
68. Jonah
69. The captivity of Israel (the northern kingdom)
70. Hezekiah and Sennacherib
71. Isaiah
72. Josiah
73. Jeremiah
74. The captivity of Judah (the southern kingdom)
75. Daniel interprets the king's dream
76. The fiery furnace
77. The writing on the wall
78. Daniel in the lions' den
79. Esther
80. Restoration

Unit Two

17. Jacob becomes Israel
18. Joseph, the favourite son
19. Joseph goes to Egypt
20. Joseph interprets the dreams
21. Joseph's brothers
22. Israel in Egypt
23. Israelite slaves, Moses born
24. Moses flees and returns to Egypt
25. "Let My people go"
26. The first passover, Israel delivered
27. Crossing the Red Sea
28. Manna, water from the rock
29. Sinai and the ten commandments
30. Moses and the tabernacle
31. The golden calf
32. Twelve spies, 40 years of wandering

Unit Six

81. Zacharias, Elizabeth, Mary and John
82. The birth of Jesus
83. Jesus in the temple
84. John the Baptist
85. Jesus baptised and tempted
86. The call of the disciples
87. Water turned to wine
88. The temple cleansed, Nicodemus
89. The woman at the well
90. Healing of the paralysed man
91. The house built on the rock
92. Jesus stills the storm
93. The feeding of the 5000
94. The centurion's servant
95. Forgiveness in Simon's house
96. The sower and the seed

Unit Three

33. Aaron's rod
34. Moses hits the rock
35. The bronze serpent
36. Balaam and his donkey
37. Joshua and Rahab
38. Crossing the Jordan, Jericho
39. The sin of Achan
40. The sun stands still
41. Gideon's fleece
42. Gideon and his army
43. Samson
44. Samson and Delilah
45. Ruth, Naomi and Boaz
46. Hannah
47. Samuel hears God speak
48. Eli, Hophni and Phinehas

Unit Seven

97. Jairus' daughter, a woman touches Jesus
98. Jesus walks on the water
99. Miracles of healing
100. The transfiguration
101. A boy is healed
102. The unmerciful servant
103. A man born blind
104. The good Samaritan
105. Prayer
106. The raising of Lazarus
107. The lost sheep, coin and son
108. Attitudes of a servant
109. The marriage of the king's son
110. The ten lepers
111. The ten virgins
112. The talents

Unit Four

49. Saul chosen
50. Saul and the Amalekites
51. David chosen
52. David and Goliath
53. David and Jonathan
54. David and Saul
55. David crowned
56. David and the ark
57. Absalom
58. Solomon becomes king
59. Solomon's temple
60. Israel divided, Rehoboam and Jeroboam
61. Elijah and the widow
62. Elijah on Mount Carmel
63. Good King Jehoshaphat
64. Elisha and the double portion

Unit Eight

113. Palm Sunday
114. The last supper and Gethsemane
115. The crucifixion
116. The resurrection
117. Peter restored
118. The risen Christ and His ascension
119. The day of Pentecost
120. Peter and John
121. Peter and the Gentiles
122. Stephen
123. Philip
124. Paul's conversion
125. Paul's first missionary journey
126. Paul's second and third missionary journeys
127. Paul's capture and imprisonment
128. Paul's final journey

**SON
SEEKERS**