

TEACHER RESOURCE

UNIT 7

The Miracles and Parables of Jesus

LEVEL THREE

SON SEEKERS

AGES 11-12+



SEE YOU
ON THE
OTHER SIDE.



Name:

JESUS TAKES A
SHORT CUT

JESUS HEALS
10 LEPERS



THANK YOU.



Teacher Resource

Contents

Teaching Sonseekers 1

A teacher's guide 2

Unit 7 (Lessons 97-112):

97. *Jairus' daughter,*

a woman touches Jesus 4

98. *Jesus walks on the water.. 8*

99. *Miracles of healing 12*

100. *The transfiguration..... 16*

101. *A boy is healed 20*

102. *The unmerciful servant. 24*

103. *A man born blind 28*

104. *The good Samaritan..... 30*

105. *Prayer 32*

106. *The raising of Lazarus . 36*

107. *The lost sheep,*

coin and son 40

108. *Attitudes of a servant ... 42*

109. *The marriage of*

the king's son 46

110. *The ten lepers 50*

111. *The ten virgins 54*

112. *The talents 58*

Unit 7 Awards..... 63

Curriculum Outline 64



Teaching Sonseekers ...

Dear Teacher

Teaching young people about God's Word is a great honour and privilege. We note God chose Abraham, a man of faith because he "would teach his children and his household after him, to know the Way of The Lord" (Gen 18:19)

One who undertakes such a task will understand they have accepted a responsibility to become a witness of God's great love and faithfulness. As an example of Christian faith and integrity they have a wonderful opportunity to share their love for God's Word. The tremendous blessing for those who commit themselves to this task is that the Holy Spirit will strengthen and equip you to shine as a light to your class.

Recent trends away from Sunday School structures towards child minding activities have, we believe, been unfortunate as they fail to recognise the impact and effect the message of God's love through Christ has on young people.

Children are the Church's future. As such they are precious and well worth any investment in quality resources and dedicated teachers.

The 'Sonseekers' curriculum offers children Sunday School material that gives them a sound background in Biblical events, people and places. Secondly it offers a pastoral approach for the children to know God is able to help them and change their lives.

Structurally, any program will operate effectively if those teaching are faithful, zealous and committed to a team approach that might include:

- regular prayer and discussion in relation to curriculum issues, student needs and upcoming events and presentations;
- organisation and management of resources;
- training and development needs of teaching staff.

Teaching Sunday School is a rich and rewarding task. May God bless and guide you as you serve in this way.

Yours in Christ

The Sonseekers Team

A teacher's guide to using the Sonseekers materials . . .

Timeline

4000BC	Creation Adam and Eve The Fall
2500BC	Noah The Flood Tower of Babel
2000BC	Abraham
1900BC	Isaac
1800BC	Esau and Jacob
1750BC	Joseph
1360BC	Moses
1280BC	Exodus from Egypt and Journeys Joshua
1240BC	Entry into and Conquest of Land
1220BC	Judges
1100BC	Gideon
1070BC	Samson
1063BC	Samuel
1020BC	Saul as King
980BC	David as King
940BC	Solomon as King
900BC	Kingdom Divided
839BC	Elijah Emerges; Mt Carmel Jehoshaphat
814BC	Elisha's Ministry
749BC	Jonah
662BC	Hezekiah; Isaiah
576BC	Josiah
540BC	Daniel taken to Babylon
527BC	Exile into Babylon
457BC	Restoration from Babylon
4BC	Birth of Jesus
26AD	Baptism of Jesus Call of Disciples
28AD	Feeding of 5000 Parables
29AD	Miracles; Transfiguration
30AD	Raising of Lazarus Parables Palm Sunday Jesus' Crucifixion and Resurrection Day of Pentecost Peter's Ministry
33AD	Conversion of Paul
45AD	Paul's Missionary Journeys
60AD	Paul as Prisoner to Rome

What are the Sonseekers materials?

The Sonseekers Sunday School materials are a four year course of 128 Bible lessons. The lessons are written with the twin aims of teaching the students an accurate chronology of Biblical events and also drawing from each lesson pastoral points relevant to the age and stage of each child. They are written at four levels to cover from Prep to Year 6 age groups. The 128 lessons are organised into 8 units, each of sixteen lessons. The table below indicates the suitable age group for each level:

Sonseekers Level	Student Age	School Level
Level One	5 - 6	Prep, Year 1
Level Two	7 - 10	Year 2, Year 3, Year 4
Level Three	11 - 12+	Year 5, Year 6

The Sonseekers materials comprise two related elements:

- **Teacher Resource** – including lesson plans & activity masters which can be photocopied;
- **Student Handbooks** – including homework activities.

There is also a Bible timeline showing chronology of major events, with the dates of the current unit's lessons highlighted, included in each Teacher Resource.

What's in my Sonseekers Level Three Teacher Resource?

Each Level Three Teacher Resource contains sixteen lesson plans for the relevant age of your students. Each lesson plan comprises:

- the key thought or focus for the lesson;
- a suggested way to introduce the lesson;
- a summary of the relevant bible story;
- a memory verse for the lesson, together with a suggested way of teaching that verse;
- an activity which can be used in the lesson;
- a number of extra ideas involving fun, practical activities.

Note: The photocopy masters for each activity are included with the lessons in this Teacher Resource book.

.../cont'd

... teacher's guide ...

How do I best use my Teacher Resource?

The art of serving as an effective Sunday School teacher is linked to the degree of diligence in preparing for each lesson. The Sonseekers materials are only designed to assist the teacher in this process. They do not take away from the teacher his or her responsibility to prayerfully consider the needs of the children in the class and to seek God's revelation and wisdom in presenting each Bible lesson. The following suggestions are then made with regard to using this resource.

Prior to the lesson

- ◆ Prayerfully read the Bible passage for the lesson. The reference is provided in the header on the first page of the lesson plan. All Scripture references are taken from the New King James Version (1983 edition).
- ◆ Read through the lesson plan and decide which activities will be most appropriate for the students in your class. Generally, aim for a variety of activities over a unit.
- ◆ Think about how you will combine the various elements of your lesson. Refer to the suggested teaching approach for ideas if necessary. Link the activity to the story so that the significance of the activity is clear to the students.
- ◆ Prepare all activities thoroughly prior to the lesson. Rehearse any planned activity at home to make sure:
 - that you know how to do it yourself;
 - that you have all the relevant materials in the quantities you will need;
 - that you know the length of time that the children will need for the activity.

During the lesson

- ◆ Review the memory verse from the previous lesson with the children. Also check on the completion of the homework activity page.
- ◆ Revise the previous lesson before going on to a new story. You may like to use the timeline to help you do this.

Jairus' daughter, a woman touches Jesus

Mark 5:21-43;
Mathew 9:18-26;
Luke 8:40-56

Storyline

In these Scriptures we have two accounts of the healing ministry of Jesus, closely associated with the faith of those who came to Him. In both cases it was certainly faith born out of desperation. Jairus' only daughter of twelve years lay dying, yet Jesus assured him that if he would believe, she would be healed. Even when death overtook her, Jesus again called to faith those who were mourning and He caused the child to be made whole again. In the second example, the woman with the flow of blood knew that she only had to touch His garment and healing would come to her. This she did but not without Jesus being aware of the situation.

Suggested Teaching Approach

Use these two different healings by Jesus to help the children understand that every healing is different and that there is no set pattern to being healed - except that faith must be evident. Help them to understand that this same healing is there for us today in many different ways.

Theme One

"Your faith has made you well"

The challenge to us is always for our faith to be active. This can often result in our following certain lines of action which may not seem very smart in other people's eyes. However when we 'know' from God that to proceed in faith in a particular way will bring His power to bear, we can follow that line of action and not be worried by what others may say or think.

Key Thought

The woman knew that all she had to do was to touch the garments of Jesus and be healed; Jairus knew that in spite of the ridicule of friends and family, Jesus could raise his daughter to life.

Aim

To encourage the children in their daily lives to proceed in faith where they know the Lord has called them.

Memory Verse

"Daughter, be of good cheer; your faith has made you well. Go in peace." (Luke 8:48).

Theme Two

"Bring your needs to the Lord"

It is necessary for us to humble ourselves and ask the Lord for healing or any other needs in our lives. The Lord hears us and answers in a way that is just right for us at a time that is just right for us. The woman was healed immediately, but Jairus had to wait for Jesus to finish talking to the woman, before his daughter was healed even though he had approached Jesus first.

Key Thought

Jairus knew his daughter was very sick and the woman knew she had a serious illness. They both went to the Lord for healing.

Aim

To help the children understand it is possible for them to ask for a healing.

Memory Verse

"Be anxious for nothing, but in everything by prayer and supplication." (Philippians 4:6).

Activity A - Backwards Words

Materials

- 1 Activity Sheet per child.
- Pens/pencils.
- Bibles.

Steps

- The children re-write the verses putting each word around the correct way.

Answer

- “Daughter, your faith has made you well. Go in peace, and be healed of your affliction.” Mark 5:34.
- “Little girl, I say to you, arise.” Mark 5:41.

What did Jesus say to the sick woman who touched Him, and to Jairus' daughter? His words are written backwards. Turn each word around and see what He said.



“rethguaD, ruoy htiaf sah edam uoy llew. oG ni ecaeP, dna eb delaeh fo ruoy noitcilffa.” kram 43:5.

“elttiL lrig, I yas ot uoy, esira.” kram 14:5.

Activity B - Clueless Crossword

Materials

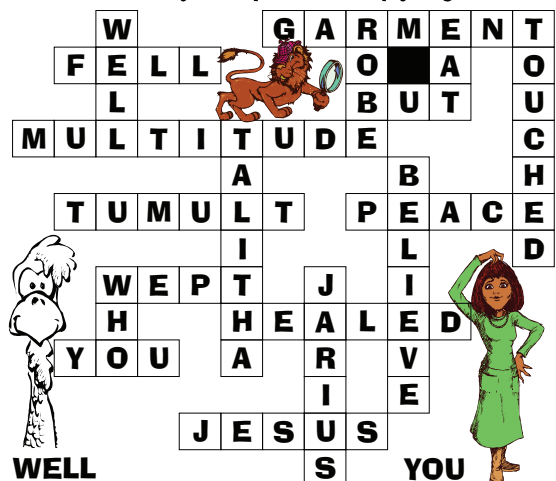
- 1 Activity Sheet per child.
- Pens/pencils.

Steps

- Working from the word already provided in the crossword, the children try and place all the others words in their correct place to complete the crossword.
- Note: the words ‘fell’ and ‘well’ are interchangeable, ‘well’ could read across and ‘fell’ downwards.

Clueless Crossword

See if you can put all the words from the story listed below into their correct place in the crossword. One word has already been put in to help you get started.



WELL
MULTITUDE
FELL
GARMEN
ROBE
BELIEVE
EAT
TUMULT
BUT
WEPT
WHO
YOU
HEALED
JARIUS
JESUS
PEACE
TOUCHED

Jairus' daughter, a woman touches Jesus

Activity A – Backwards Words

What did Jesus say to the sick woman who touched Him, and to Jairus' daughter? His words are written backwards. Turn each word around and see what He said.



"rethguaD, ruoy htiaf sah edam uoy llew. oG ni ecaep, dna eb delaeh fo ruoy noitcilffa." kraM 43:5.


"elttiL lrig, l yas ot uoy, esira." kraM 14:5.

Jairus' daughter, a woman touches Jesus

Activity B – Clueless Crossword

Clueless Crossword

See if you can put all the words from the story listed below into their correct place in the crossword. One word has already been put in to help you get started.



WELL

MULTITUDE

FELL

GARMENT

ROBE

BELIEVE

EAT

TUMULT

BUT

WEPT

WHO

YOU

HEALED

JARIUS

JESUS

PEACE

TOUCHED

Jesus walks on the water

Matthew 14:22-33;
Mark 6:45-56;
John 6:15-21

Storyline

After the miraculous feeding of the five thousand, Jesus dispersed the multitude and sent the disciples across the lake in a boat, while He took time to pray by Himself. This story describes how the disciples battled their way against a strong wind and high seas only to see Jesus come walking across the water towards them. Their initial fright at what they believed was a ghost was turned to wonder as Jesus revealed Himself to them and even bid Peter to walk toward Him on the water. Peter, though stepping out in faith, began to fear the elements and had to be saved by Jesus. The wonder of the disciples at the power of Jesus over the elements caused their worship of Him to increase.

Suggested Teaching Approach

Give an overview of the story and lesson theme.

Theme 1 Discuss: What does it mean to keep our eyes on the Lord? How do we do it?

Theme 2 Ask the children to share experiences of how God has helped them in their circumstances or in their family's circumstances.

Pray, seeking God for His strength.

Theme One

“Keep your eyes on the Lord”

Keeping our eyes on Jesus means praying to Him and listening to those who teach us about Him. He will be with us and help us through difficult times. Lots of things will come our way to try to get us to take our eyes off the Lord, but we must keep looking to Jesus who knows what's best for us.

Key Thought

Peter had faith to start to walk on the water, but he became distracted by the waves and began to sink. Jesus then saved him.

Aim

For the children to know that when we keep our eyes on the Lord we have His peace, no matter what happens around us.

Memory Verse

“Let us run with endurance the race that is set before us, looking unto Jesus.” (Hebrews 12:1-2).

Theme Two

“God knows our circumstances”

The disciples were in trouble on the lake. Jesus came to them even though men couldn't help. He showed that they could trust Him when they asked for help. We can trust Him when things are too hard for us. He will come to us and help us too, especially if we obey Him. Others will see and worship God.

Key Thought

When we are in trouble or in danger God comes especially close to us. We can ask Him to help us and He will.

Aim

For the children to realise they can trust Jesus to care for them even in the hardest circumstances.

Memory Verse

“For your Father knows the things you have need of before you ask Him.” (Matthew 6:8).

Activity A - Draw in the Faces


Materials

- 1 Activity Sheet per child.
- Pens/pencils/felt pens.

Steps

- The children draw in the faces of the disciples trying to capture expressions of worry or amazement.

Can you draw in the expressions on the disciples faces, making them look worried at the storm or amazed at Jesus and Peter walking on the water?



Activity B - Mystery Phrase

Materials

- 1 Activity Sheet per child.
- Pens/pencils.
- Bibles.

Steps

- The children circle the word on each line which appears in the story.
- They then re-write all the underlined letters onto the spaces below to reveal the phrase.

Answers

- Disciple
- Boat
- Ahead
- Crowd
- Mountain
- Pray
- Evening
- Cried
- Lake
- Wind
- Land
- Watch
- Fourth
- Ghost
- Fear
- Walking
- Sink
- Save
- Little
- Jesus walks on water.

Circle the word on each line which appears in the story. Then take all the single letters which are underlined and complete the sentence below with them.

Friend	Disciple	Levites
Ra <u>ft</u>	Cart	Boat
With	Ahead	After
Family	Few	Crowd
Slo <u>pe</u>	Mountain	Plain
Sing	Sleep	Pray
Noon	Evening	Morning
Sang	Cried	Laughed
Pond	Ocean	Lake
Hurricane	Wind	Calm
Forest	Sea	Land
Hour	Watch	Day
Second	Seventh	Fourth
Superman	Skier	Ghost
Joy	Fear	Worry
Skip <u>ping</u>	Walk <u>ing</u>	Skiing
Swim	Float	Sink
Save	Loose	Keep
Huge	Small	Little

_ _ S _ _ _ _ L _ _ _ N _ _ _ _ R

Jesus walks on the water

Activity A – Draw in the Faces

Can you draw in the expressions on the disciples faces, making them look worried at the storm or amazed at Jesus and Peter walking on the water?



Jesus walks on the water

Activity B - Mystery Phrase

Circle the word on each line which appears in the story. Then take all the single letters which are underlined and complete the sentence below with them.

Friend

Disciple

Levites

Raft

Cart

Boat

With

Ahead

After

Family

Few

Crowd

Slope

Mountain

Plain

Sing

Sleep

Pray

Noon

Evening

Morning

Sang

Cried

Laughed

Pond

Ocean

Lake

Hurricane

Wind

Calm

Forest

Sea

Land

Hour

Watch

Day

Second

Seventh

Fourth

Superman

Skier

Ghost

Joy

Fear

Worry

Skipping

Walking

Skiing

Swim

Float

Sink

Save

Loose

Keep

Huge

Small

Little

__ S __ __ L __ __ N __ __ __ R

Miracles of healing

Mark 7:32-37;
8:22-26

Storyline

These Scriptures in Mark's gospel are the only ones relating to the healing of the deaf mute and the blind man. Both men were brought to Jesus by their friends or relatives and in both cases Jesus ministered to them in a special way. He took them aside from the multitude into a more private place. He then carried out His healing accompanied by some rather unusual actions which were apparently meant as signs to increase the faith of those receiving the healing. Jesus also asked that neither man make public his healing. The blind man received his healing gradually.

Suggested Teaching Approach

Give the children an overview of the story and lesson theme.

Have a special guest share a testimony of how God touched them.

Note that God touches our lives in many different ways (conviction, healing, rejoicing at answered prayers) and on many occasions.

Theme One

"We can believe for miracles"

Wherever Jesus went lots of people followed. Sometimes people brought their friends to Jesus for healing. Many people followed because they liked excitement. Jesus knew this and looked for faith in those asking for healing. The men who brought the deaf man and the blind man obviously had faith that Jesus could heal their friends.

Key Thought

To learn to have faith in every situation we are faced with.

Aim

To encourage the children that we can believe the Lord for miracles.

Memory Verse

"Most assuredly, I say to you, he who believes in Me has everlasting life." (John 6:47).

Theme Two

"The touch of God"

When Jesus 'touches' us we can expect changes to take place. They may not seem as miraculous as receiving sight but they are changes of an eternal nature; healing of the inner man that will enable us to meet face to face with God.

Key Thought

Both men in this story had need of the touch of God in their physical body and both had to come to Jesus. Jesus is willing to touch us and change us if we are willing to receive.

Aim

For the children to understand that God wants to change our nature not just our behaviour.

Memory Verse

"Even though our outward man is perishing, yet the inward man is being renewed day by day." (2 Corinthians 4:16).

Activity A - Charades

Steps

- Ask the children if they know anyone who is deaf and dumb. Explain that these people use sign language to communicate.
- Give each child a simple phrase/sentence (maybe part of a Bible verse) written on a piece of paper.
- Each child in turn has to try and convey to the class what their phrase is, without talking.
- To make it a bit more fun, you could time each child and see who can get their message across the quickest.

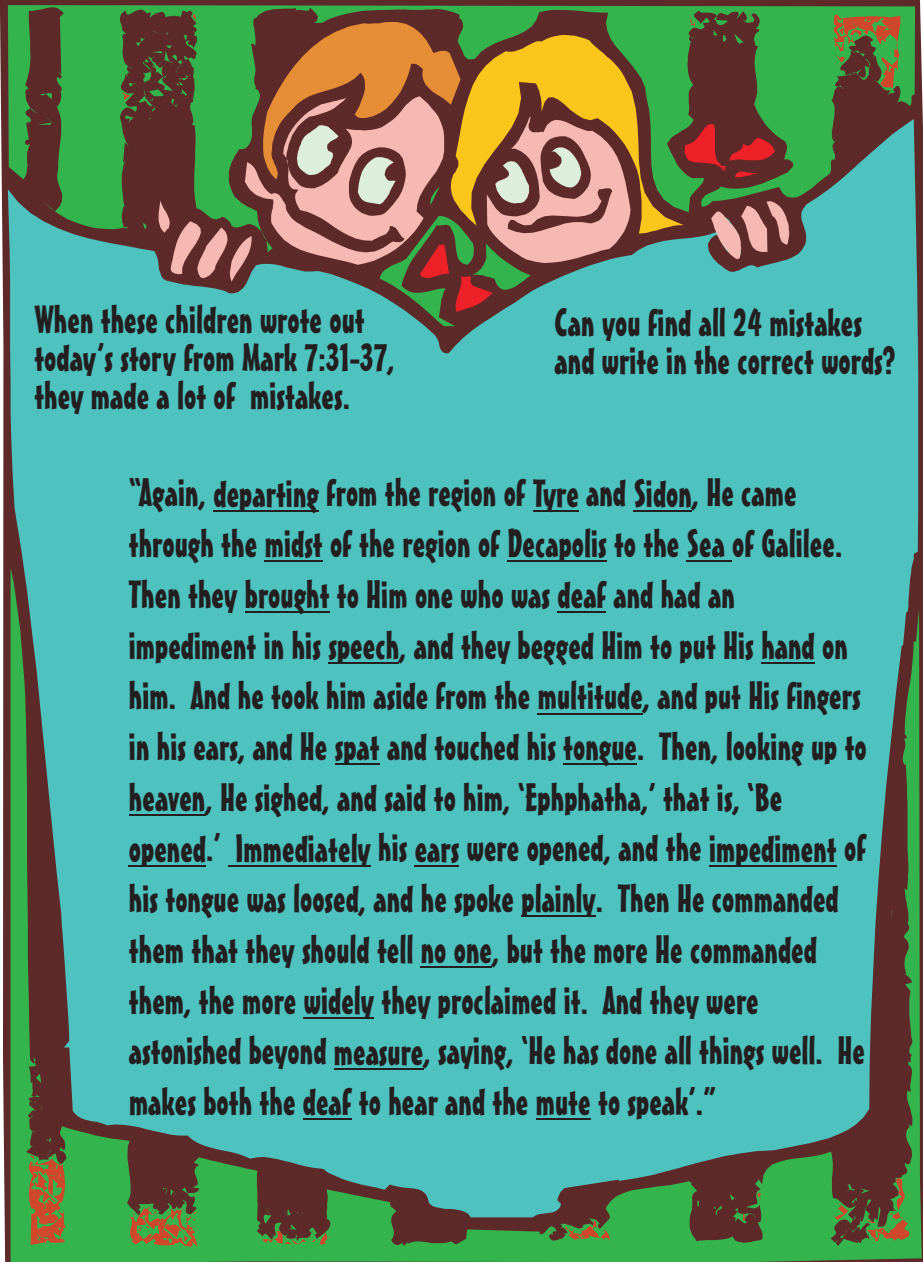
Activity B - Correct the Story

Materials

- 1 Activity Sheet per child.
- Pens/pencils.
- Bibles.

Steps

- The children read Mark 7:31-37.
- They then read the story on the Activity Sheet and see if they can correct the incorrect words in the story.




When these children wrote out today's story from Mark 7:31-37, they made a lot of mistakes.

Can you Find all 24 mistakes and write in the correct words?

"Again, departing from the region of Tyre and Sidon, He came through the midst of the region of Decapolis to the Sea of Galilee. Then they brought to Him one who was deaf and had an impediment in his speech, and they begged Him to put His hand on him. And he took him aside from the multitude, and put His fingers in his ears, and He spat and touched his tongue. Then, looking up to heaven, He sighed, and said to him, 'Ephphatha,' that is, 'Be opened.' Immediately his ears were opened, and the impediment of his tongue was loosed, and he spoke plainly. Then He commanded them that they should tell no one, but the more He commanded them, the more widely they proclaimed it. And they were astonished beyond measure, saying, 'He has done all things well. He makes both the deaf to hear and the mute to speak'."

Miracles of healing

Activity B – Correct the Story



When these children wrote out today's story from Mark 7:31-37, they made a lot of mistakes.

Can you find all 24 mistakes and write in the correct words?

"Again, arriving from the region of Asia and Indonesia, He came through the coast of the region of Mineapolis to the plain of Galilee. Then they bought to Him one who was weak and had an impediment in his walk, and they begged Him to put His foot on him. And he took him aside from the family, and put His fingers in his ears, and He sat and touched his toes. Then, looking up to Mars, He sighed, and said to him, 'Ephphatha,' that is, 'Be healed.' Shortly his eyes were opened, and the tip of his tongue was loosed, and he spoke English. Then He commanded them that they should tell everyone, but the more He commanded them, the more scarcely they proclaimed it. And they were astonished beyond Europe, saying, 'He has done all things well. He makes both the Indians to hear and the Africans to speak'."

This page is intentionally blank

The transfiguration

Matthew 17:1-13;

Mark 9:1-13;

Luke 9:28-36

Storyline

This is an account of the transfiguration of Jesus and describes how Jesus took Peter, James and John with Him to a mountain top where they experienced the glory of God. Jesus' appearance changed dramatically before their eyes and He was seen in discussion with Moses and Elijah. Peter, in his usual enthusiasm, suggested building three tents for them, but God's voice from heaven caused the disciples to fear greatly. When Jesus assured them that all was well, they realised that He was now alone again. Jesus directed them not to discuss the situation until He had risen from the dead.

Suggested Teaching Approach

Read the account from Matthew 17; ask the children what they thought was going through the disciples' minds at the time of the transfiguration? Do Activity A and use the questions with the activity.

Some other suggestions may be:-

- Is heaven a long way away?
- How would Jesus appear, now that He is risen?
- How do we become a citizen of Jesus' kingdom?
- How did Jesus live as a citizen of heaven while on earth?
- Is this how we are to live on earth?

Theme One

"Jesus is God's Son - hear Him"

To the Jews, Moses and Elijah were the cornerstone of their religion - Moses, the lawgiver and Elijah, the prophet. Peter, James and John must have been astounded to see them with Jesus. However while the disciples were overwhelmed, they heard God the Father say, "This is My beloved Son, in whom I am well pleased. Hear Him!" All around us there are many great and important people - some are even Christians. But the Father says, amid all the distractions that Jesus is the One to whom we should listen.

Key Thought

We can receive wisdom and advice from many sources, but we need to be sure we are listening to Jesus and His word to us.

Aim

For the children to learn how to listen to Jesus' voice, from the Bible, from our parents, from prayer and preaching.

Memory Verse

"This is My beloved Son, in whom I am well pleased. Hear Him!" (Matthew 17:5).

Theme Two

"Not of this world"

In His prayer to the Father before the cross, Jesus said He was not of the world. Even while living on earth, Jesus belonged to the heavenly realm. Jesus has provided for us to be part of this same realm through His death and resurrection.

Key Thought

The disciples on the mountain saw and heard things that did not belong to this world, things that belonged to the heavenly realm. They realised that Jesus belonged to that realm.

Aim

To show the students that they can belong to the heavenly realm.

Memory Verse

"For our citizenship is in heaven, from which we also eagerly wait for the Saviour, the Lord Jesus Christ." (Philippians 3:20).

Activity A - Discussion

Materials

- 2 boxes the same size (eg tissue boxes).
- Brown paper or plain paper for wrapping.
- Fancy wrapping paper.
- Blu-tack.
- Stick tape.

Steps

At Home

- Wrap one box with plain paper and secure with stick tape.
- Wrap the second box with fancy paper and secure with sticky tape, then wrap it again with plain paper over the top of the fancy paper. This time secure it with Blu-tack.

In Class

- Display the two boxes. Discuss how similar or different the boxes are. Can you tell what they contain by looking at them?
- Open one end of the box secured with Blu-tack and show the children a glimpse of the fancy paper. Was that what they expected?
- Do you think the disciples expected to see Jesus as He was when He was transfigured?
- Read Isaiah 53:2-3. How is this like looking at the plain wrapped box?
- Even though Jesus had a body like us, and looked like a normal person, who was He really?

Activity B - Fill in the Words

Materials

- 1 Activity Sheet per child.
- Pens/pencils.
- Bibles.

Steps

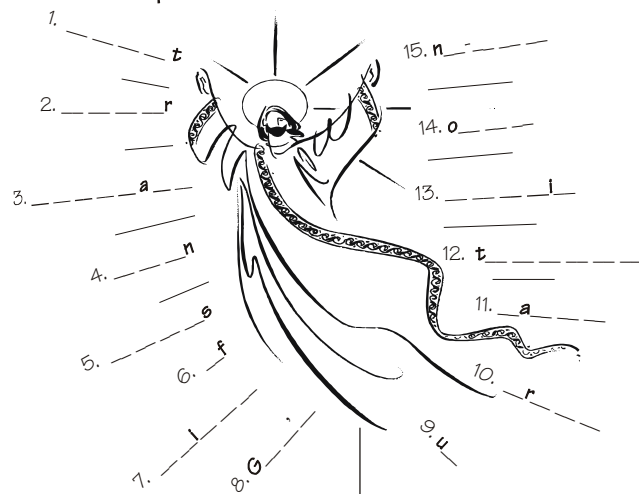
- The children fill in the answers at the appropriate numbers.
- Then take the letters already provided and write them onto the dashes at the bottom of the page to spell the event told of in Matt 17:1-13.

Answer

light
Peter
mountain
John
James
if
Elijah
God's
up
arise
faces
talking
afraid
only
no-one

- TRANSFIGURATION

Fill in the answers at the appropriate numbers. Then write the letters that are already supplied onto the lines below to spell the event told of in Matt 17:1-13.

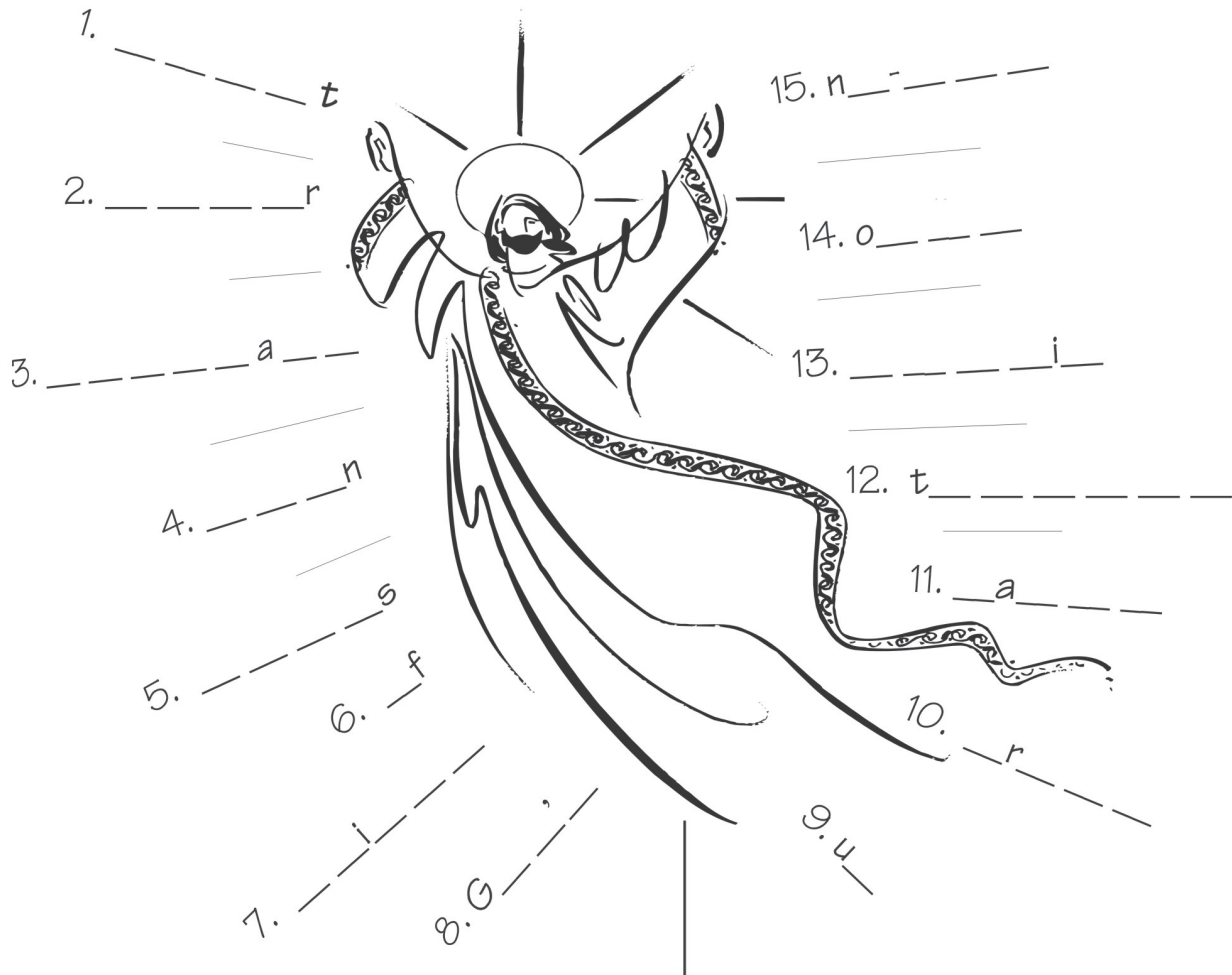


- | | |
|---------------------------------------------------------------|------------------------------------------------------|
| 1. Jesus' clothes shone like this. | 9. The disciples had gone ... the mountain. |
| 2. One of the disciples with Jesus. | 10. Jesus told the disciples to do this. |
| 3. Jesus took the disciples to a high | 11. The disciples fell on their ... |
| 4. Another disciple with Jesus. | 12. Moses and Elijah were doing this. |
| 5. The third disciple with Jesus. | 13. The disciples were greatly ... |
| 6. Peter said to Jesus, "... You wish." | 14. ... Jesus was left when the disciples looked up. |
| 7. The disciples wanted to make a tabernacle for this person. | 15. They saw that there was ... with Jesus. |
| 8. Whose voice came out of the cloud? | |

The transfiguration

Activity B – Fill in the Words

Fill in the answers at the appropriate numbers. Then write the letters that are already supplied onto the lines below to spell the event told of in Matt 17:1-13.



1. Jesus' clothes shone like this.
2. One of the disciples with Jesus.
3. Jesus took the disciples to a high
4. Another disciple with Jesus.
5. The third disciple with Jesus.
6. Peter said to Jesus, "... You wish."
7. The disciples wanted to make a tabernacle for this person.
8. Whose voice came out of the cloud?

9. The disciples had gone ... the mountain.
10. Jesus told the disciples to do this.
11. The disciples fell on their ...
12. Moses and Elijah were doing this.
13. The disciples were greatly ...
14. ... Jesus was left when the disciples looked up.
15. They saw that there was ... with Jesus.

This page is intentionally blank

A boy is healed

Matthew 17:14-21;

Mark 9:14-29;

Luke 9:37-42

Storyline

This incident took place immediately upon Jesus' return from the Mount of Transfiguration. It contrasts the glory of God with the curse of sin upon mankind and the capacity of Jesus to bridge the gap. A man whose son was afflicted with epilepsy sought the disciples of Jesus for deliverance. The disciples, however, were unable to cast the spirit from the boy. His father sought further assistance from Jesus, who delivered the boy from the demon. Jesus answered the disciples' questions concerning their inability to cure the boy by explaining the need for prayer and fasting in that particular situation.

Suggested Teaching Approach

Read relevant Scriptures; this may be done as group participation.

Discussion points:-

- What is prayer and fasting?
- What attitudes are involved in it?

Theme One

"Nothing is impossible for God"

When there is a problem worrying us, it is important to tell Jesus about it in prayer. Then we can trust Him for the answer, as nothing is too hard for the Lord. Even though, like the boy's father, we might have just a small amount of faith, it will continue to grow as we learn to trust God.

Key Thought

Jesus said that all things are possible if we believe, so we should not let difficult problems trouble us. The Lord is able to do mighty things.

Aim

To encourage the children to believe the Lord will hear and answer their prayers according to His will.

Memory Verse

"The things which are impossible with men are possible with God." (Luke 18:27).

Theme Two

"God's word has authority"

When Jesus cast out the unclean spirit, it did not enter into the boy again as soon as Jesus was gone. In fact, it never worried the boy again. God's word has authority which compels everything in the universe to obey it. All authority was given to the Lord Jesus and even the wind and waves, sickness and demons obeyed Him.

Key Thought

God's word is more than just powerful. It has authority and regulates all things in heaven and earth.

Aim

To show the children that when God does something in their lives it is forever and, provided they are obedient, they should not be afraid of losing it at some future time.

Memory Verse

"And they were astonished at His teaching, for He taught them as one having authority." (Mark 1:22).

Activity A - Jumbled Newspaper Story

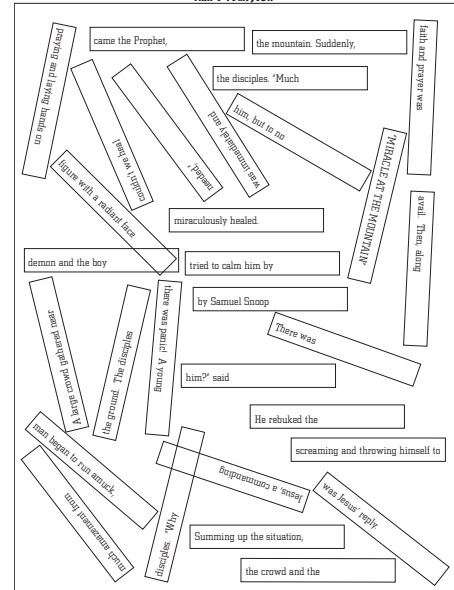
Materials

- 1 Activity Sheet per child.
- 1 sheet of blank A4 paper per child.
- Scissors.
- Glue.

Steps

- Read the completed newspaper story (below) out loud to the children. After they have heard the story, have each child cut out the strips of text and place them on a blank sheet of paper in the correct order to make up the same story. You could make it a race if you wish.
- If they find it too difficult, they could ask the teacher for a clue. The clues would be the first letter of the first word on the next piece of paper they have to match up.
- When they are sure they are in the right place, they glue them down.
- They would receive 20 points for finishing, and 1 demerit point for each clue they needed. The winner would be the person with the most points when they have all finished.

Oops! Tom the new office boy at the Daily Epistle newspaper, has by mistake, shredded a scoop story. He has managed to salvage all the pieces, but did not have time to put them in order. **THAT'S YOUR JOB!!**



Answer

"MIRACLE AT THE MOUNTAIN" by Samuel Snoop

A large crowd gathered near the mountain. Suddenly, there was panic! A young man began to run amuck, screaming and throwing himself to the ground. The disciples tried to calm him by praying and laying hands on him, but to no avail. Then, along came the prophet, Jesus, a commanding figure with a radiant face. Summing up the situation, He rebuked the demon and the boy was immediately and miraculously healed. There was much amazement from the crowd and the disciples. "Why couldn't we heal him?" said the disciples. "Much faith and prayer was needed," was Jesus' reply.

Activity B - Match the People and Deeds

Materials

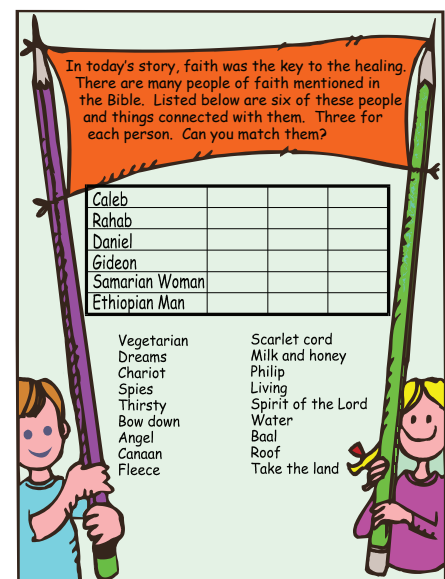
- 1 Activity Sheet per child.
- Pens/pencils.
- Bibles.
- Concordances.

Steps

- The children write the three things associated with each person in the spaces provided beside each person's name.
- They may need to look the stories up in their Bibles, so you could take the opportunity to show them how to use a concordance to find where the stories are.

Answers

- Caleb (Numbers 13) – Take the land; Canaan; Milk and honey.
- Rahab (Joshua 2:6) – Spies; Scarlet cord; Roof.
- Daniel (Daniel 2:1; 1:12; 3:5) – Dreams; Vegetarian; Bow down.
- Gideon (Judges 6:12; 6:40; 6:28) – Fleece; Angel; Baal.
- Samaritan Woman (John 4:13,10) – Living; Water; Thirsty.
- Ethiopian Man (Acts 8:27,37,39) – Chariot; Philip; Spirit of the Lord.



A boy is healed

Activity A – Jumbled Newspaper Story

Oops! Tom the new office boy at the Daily Epistle newspaper, has by mistake, shredded a scoop story. He has managed to salvage all the pieces, but did not have time to put them in order.

THAT'S YOUR JOB!!

The jumbled text fragments are as follows:

- came the Prophet,
- the mountain. Suddenly,
- faith and prayer was
- the disciples. "Much
- him, but to no
- was immediately seen
- needed "I needed
- couldn't we heal
- figure with a radiant face
- praying and laying hands on
- MIRACLE AT THE MOUNTAIN
- avail. Then, along
- miraculously healed.
- demon and the boy
- tried to calm him by
- by Samuel Snoop
- There was
- him?" said
- He rebuked the
- screaming and throwing himself to
- was Jesus' reply.
- Summing up the situation,
- the crowd and the
- disciples. "Why
- man began to run amuck,
- much amazement from
- the ground. The disciples
- A large crowd gathered near
- there was panic! A young

A boy is healed

Activity B – Match the People and Deeds

In today's story, faith was the key to the healing. There are many people of faith mentioned in the Bible. Listed below are six of these people and things connected with them. Three for each person. Can you match them?

Caleb			
Rahab			
Daniel			
Gideon			
Samaritan Woman			
Ethiopian Man			

Vegetarian
Dreams
Chariot
Spies
Thirsty
Bow down
Angel
Canaan
Fleece

Scarlet cord
Milk and honey
Philip
Living
Spirit of the Lord
Water
Baal
Roof
Take the land

The unmerciful servant

Matthew 18:21-35

Storyline

Peter asked the Lord how many times he should forgive a brother who sinned against him. Jesus indicated he should forgive as many times as were necessary. To illustrate our position, Jesus told the parable of a king who, in compassion, forgave one of his servants a huge debt of 10,000 talents (worth several million dollars). This servant then proceeded to throw into prison a fellow servant who owed him the meagre sum of one hundred denarii (worth, perhaps, a few tens of dollars). After the compassion he had shown the servant, the king regarded this unforgiveness as great wickedness, and threw him into prison until his debt had been paid. The heavenly Father will deal similarly with each of us, Jesus said, who does not genuinely forgive a brother.

Suggested Teaching Approach

Ask the class what they think “forgiveness” means.

Ask what “unforgiveness” means.

What feelings do both give the children?

Think of practical examples of each and make a class list to compare.

Theme One

“Forgive others seventy times seven”

Sometimes when someone has done something wrong to us we think we shouldn’t forgive them because they have done the same before. Peter felt he would be very generous if he forgave someone seven times. Jesus told Peter to forgive a person seventy times seven which means to keep on forgiving them.

Key Thought

Peter had asked how often he should forgive his brother. That’s why Jesus told the story. God forgives us again and again and we should do likewise.

Aim

To show that the Lord forgives us every time we ask Him and so we must continue to forgive each other.

Memory Verse

“And be kind to one another, tenderhearted, forgiving one another, just as God in Christ also forgave you.” (Ephesians 4:32).

Theme Two

“The mercy of God”

When God starts “settling His accounts” with us, we owe Him everything. We deserve the death penalty. Instead of God being patient while we try to repay the debt we owe, He shows His mercy and love by wiping the debt out. We no longer are in debt because Jesus made the supreme payment.

Key Thought

Just as the merciful king in the parable completely wiped out his servant’s debt, God has made the same provision for us. His own Son has repaid all that we owe by freely dying for our sins.

Aim

For the children to know without God’s great love towards us, our sins could not be forgiven.

Memory Verse

“God demonstrates His own love toward us, in that while we were still sinners, Christ died for us.” (Romans 5:8).

Activity A - Game of "Buzz"

Materials

- 1 Activity Sheet for the teacher.
- Lollies for prizes.

Steps

- The children count out numbers 1, 2, 3, etc. around the class, but whenever a child comes to a number that is a multiple of 7 or that has the number 7 in it they have to say "buzz" instead of the number. The teacher's chart shows which numbers should be replaced with "Buzz".
- Tell the class that if they can do it correctly and get as high as the number 70 they will all receive a prize.
- Each time a child misses saying "Buzz" when they should, the counting starts back at the number 1.
- Point out that the children have to forgive the ones that make mistakes and cause everyone to go back to the beginning.
- The children may have difficulty getting to the number 70, so after playing for a little while you may need to let them keep counting even after a mistake (or let them help each other).

Activity B - Word Search

Materials

- 1 Activity Sheet per child.
- Pens/pencils.

Steps

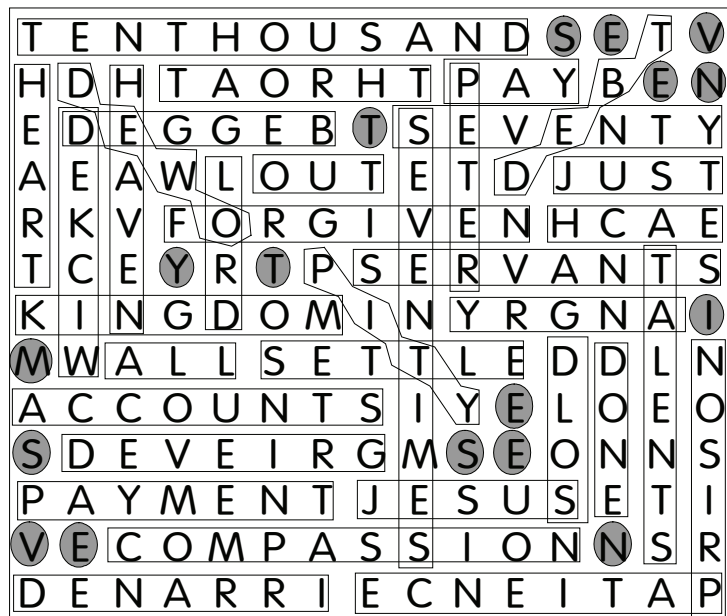
- The children circle the letters of the listed words in the word search square, then try and work out what three words the remaining letters make.

Answer

- Seventy times seven.



Find all the words listed below in the word search and circle the letters. When all the words are found, the remaining letters make up three words - can you find out what they are?



TEN THOUSAND
HEAVEN
KINGDOM
ACCOUNTS
SETTLE
JESUS
PITY
ALL
DONE

SEVEN TIMES
PETER
PAY
TALENTS
SERVANTS
LORD
ANGRY
PATIENCE
SEVENTY

FORGIVEN
SOLD
PAYMENT
COMPASSION
DEBT
OWED
HEART
EACH

DENARRI
THROAT
BEGGED
PRISON
GRIEVED
WICKED
JUST
OUT

The unmerciful servant

Activity A – Game of “Buzz”

1	2	3	4	5	6	Buzz
8	9	10	11	12	13	Buzz
15	16	Buzz	18	19	20	Buzz
22	23	24	24	26	Buzz	Buzz
29	30	31	32	33	34	Buzz
36	Buzz	38	39	40	41	Buzz
43	44	45	46	Buzz	48	Buzz
50	51	52	53	54	55	Buzz
Buzz	58	59	60	61	62	Buzz
64	65	66	Buzz	68	69	Buzz

The unmerciful servant

Activity B – Word Search



Find all the words listed below in the word search and circle the letters. When all the words are found, the remaining letters make up three words - can you find out what they are?

T	E	N	T	H	O	U	S	A	N	D	S	E	T	V
H	D	H	T	A	O	R	H	T	P	A	Y	B	E	N
E	D	E	G	G	E	B	T	S	E	V	E	N	T	Y
A	E	A	W	L	O	U	T	E	T	D	J	U	S	T
R	K	V	F	O	R	G	I	V	E	N	H	C	A	E
T	C	E	Y	R	T	P	S	E	R	V	A	N	T	S
K	I	N	G	D	O	M	I	N	Y	R	G	N	A	I
M	W	A	L	L	S	E	T	T	L	E	D	D	L	N
A	C	C	O	U	N	T	S	I	Y	E	L	O	E	O
S	D	E	V	E	I	R	G	M	S	E	O	N	N	S
P	A	Y	M	E	N	T	J	E	S	U	S	E	T	I
V	E	C	O	M	P	A	S	S	I	O	N	N	S	R
D	E	N	A	R	R	I	E	C	N	E	I	T	A	P

TEN THOUSAND
HEAVEN
KINGDOM
ACCOUNTS
SETTLE
JESUS
PITY
ALL
DONE

SEVEN TIMES
PETER
PAY
TALENTS
SERVANTS
LORD
ANGRY
PATIENCE
SEVENTY

FORGIVEN
SOLD
PAYMENT
COMPASSION
DEBT
OWED
HEART
EACH

DENARRI
THROAT
BEGGED
PRISON
GRIEVED
WICKED
JUST
OUT

A man born blind

John 9

Storyline

As Jesus and the disciples passed a man who was blind from birth, the disciples enquired as to who had sinned and caused the blindness. Jesus answered that it was not because of the man's sin nor of his parents' sin that he was born blind. It had happened so that the works of God would be revealed. Jesus applied clay, made from His own saliva, to the man's eyes and told him to wash in the pool of Siloam. The man's eyes were healed and he received sight. Later, the Pharisees questioned him about the incident. The man testified courageously to them that he believed Jesus to be a prophet from God. As a result, the Pharisees cast him out of the synagogue. But when Jesus heard, He found the man, and told him who He was. The man believed, and worshipped Him.

Suggested Teaching Approach

Give an overview of the story and lesson theme.

Theme 1 - Discuss why obedience is important in our lives.

Theme 2 - Ask the children to share about times when they have experienced problems and difficulties because God has wanted to change them. (You may think of some practical examples to start the ball rolling.)

Theme One

"The obedience of faith"

God can come to us with the solution to our dilemma, place His hands on us and tell us what we must do but unless we obey we receive nothing. God can do no more, for it is by our obedience that He is able to heal and save us.

Key Thought

Through his obedience to Jesus' word, the blind man received his sight. Through our obedience to His word, we receive everything He is promising.

Aim

For the students to understand that by our obedience to the word of God, He is able to heal and save us.

Memory Verse

"And having been perfected, He became the author of eternal salvation to all who obey Him." (Hebrews 5:9).

Theme Two

"Suffering as a Christian"

The man was born blind and suffered for a lot of his life. This enabled Jesus to perform a great healing and show everyone He was sent by the Father. When we experience difficulties, if we trust God, He can use them to do something wonderful in our lives that He could not have done another way.

Key Thought

If we trust God through a difficulty, He will work all things together for our good.

Aim

To teach the children that God allows things to happen to us which may first appear to us to be bad. However, if we continue to trust Him, He will show us His wisdom as He uses the situation to teach us and to change us.

Memory Verse

"If anyone suffers as a Christian, let him not be ashamed, but let him glorify God in this matter." (1 Peter 4:16).

Activity A - Leading the Blind

Materials

- Have each child bring a scarf to be used as a blindfold.

Steps

- Blindfold each child and let them sit for a couple of minutes to think about being blind. Now get them to stand up and shake hands with each other, making sure that there is nothing in the way for them to fall over.
- Now get half of the children to take their blindfolds off and each take the hand of a still blindfolded child and lead them around.
- Emphasize how a blind person needs to trust someone helping them and how we all need to trust God, because often we are blind to what He is doing for us.
- If time permits, one of the children could describe an article to a person who has “always been blind”, remembering that “hands on” has to be the main thing (eg “green” wouldn’t mean anything, neither would “a metre long”, etc.)

Activity B - Braille Message

Materials

- Blindfolds

Steps

At Home

- Take a pencil and lightly print the words, “While I am in the world I am the light of the world.” About 3 cm high, on a normal piece of paper.
- Using a pencil, biro, or knitting needle point, follow the letters and make tiny holes from the back to the front of the paper, so that the raised side of the holes is uppermost, and can be felt.

In Class

- Blindfold the children and get them to feel the letters and each read the message (each one to read a word in turn).

The good Samaritan

Luke 10:25-37

Storyline

A lawyer asked Jesus, "What shall I do to inherit eternal life?" Jesus asked him what was written in the law", and the answer was, "You shall love the Lord your God with all your heart, with all your soul, with all your strength, and with all your mind, and your neighbour as yourself." Then he asked, "Who is my neighbour?" Jesus answered with the story about a Jewish traveller who was robbed and beaten and left to die along the road.

Two of his countrymen, a priest and a Levite, passed by without helping him. But a Samaritan - a man hated by the Jews - generously helped the traveller and set him on his way. The lawyer concluded that it was the Samaritan who, by showing love and mercy towards the traveller, acted as his neighbour.

Suggested Teaching Approach

Using Activity A, discuss with the children who they think their neighbour is. Set up the role play and read/role play the story. Use the interaction/visualisation of the role play to stimulate discussion on who their neighbour is, and how to truly love their neighbour in the many situations that they find themselves in.

Theme One

"Who is my neighbour?"

It is easy for us to show love for our family and friends, and even for others, if we think we are going to get something out of it (friendship, praise, recognition, prestige). But God's command to love our neighbour calls us to show genuine care for anyone in need, even those we might not naturally bother about. It requires us to give to another without any thought of getting anything back for ourselves.

Key Thought

In showing no thought for any reward for himself, but only genuine concern for the welfare of another, the Samaritan is an example to us of the neighbourly love God is calling us to.

Aim

For the children to understand that God's call to love our neighbour requires us to go beyond what might just come naturally.

Memory Verse

"Let each of you look out not only for his own interests, but also for the interests of others." (Philippians 2:4).

Theme Two

"Go and do likewise"

We show that we belong to God and are seeking to walk with Him, not by behaving in a superior or religious way, but by showing to others the same love and compassion that God has shown to us. In fact, if love for others is not being expressed in the way we live, we probably are not living in true relationship with God at all, no matter how righteous we might feel.

Key Thought

Although the priest and the Levite may have thought they were pleasing God by their self-righteous behaviour, they were really only pleasing themselves. It was the Samaritan who showed compassion for a stranger in need who truly pleased the Lord.

Aim

For the children to understand that if our faith in God is genuine, it will show in the loving way we live.

Memory Verse

"But do not forget to do good and to share, for with such sacrifices God is well pleased." (Hebrews 13:16).

Activity A - Role Play

Materials

- Old sheets to dress up a priest, Levite, Samaritan and inn owner. (Victim does not need a costume to start with, since he was left stripped of his clothing.)
- 1 white towel – a turban for the priest.
- 4 sashes or belts.
- 1 bandage.
- Some dummy money.

Aim

- To do a role play of the Good Samaritan, so that the children get a hands-on understanding of who their neighbour is.
- If time permits and materials permit, a 'modern day' Samaritan story could be acted out. (You may wish to prepare a 'modern day' set of materials.)

Activity B - Story Writing

Materials

- 1 sheet of paper per child.
- Pens/pencils/rubbers.

Steps

- The children write a modern day version of the Good Samaritan. Where did it happen? Who was involved? Who helped? What did everyone else do? What was the result? Moral of the story? (How do we love our neighbour?)

Prayer

Luke 11:1-13; 18:1-8

Storyline

One of the disciples asked Jesus to teach them how to pray. They were given the “Lord’s Prayer”. Jesus also spoke about a friend who came at midnight seeking bread. He was rewarded for his persistence. Jesus said this to encourage us to be persistent in prayer - to keep asking, to keep seeking, and to keep knocking. Jesus then told His disciples a parable about a judge and a woman who persistently came to him asking him to avenge her. Although the judge neither feared God nor regarded man, he avenged the woman so that she would not weary Him. God will avenge His people who cry out continually. Jesus encouraged them to pray and not to lose heart.

Suggested Teaching Approach

Read the relevant Scriptures. Discuss the importance of prayer to our lives (note that Jesus set an example by praying often).

Theme One

“In this manner, pray”

Just as the disciples wanted to know how to pray, we need to know also. The “Lord’s Prayer” shows us the importance of praise, thanksgiving, forgiveness and asking for the things we need.

Key Thought

The Lord taught the disciples this prayer as a pattern, not so that they could just repeat the words in a meaningless way.

Aim

To teach the children to pray with confidence, knowing in our hearts that God is indeed our Father who loves us.

Memory Verse

“Pray without ceasing, in everything give thanks; for this is the will of God in Christ Jesus for you.” (1 Thessalonians 5:17-18).

Theme Two

“God gives us what we need”

The things of the kingdom are freely available as we ask according to God’s will. However, God does not always answer prayer immediately. We should keep praying, knowing He will answer in due course.

Key Thought

Just as the unjust judge acted for the widow, so will God act for us as we pray.

Aim

To teach the children to ask, believing God will answer their prayers.

Memory Verse

“Now this is the confidence that we have in Him, that if we ask anything according to His will, He hears us.” (1 John 5:14).

Activity A - Role Play

Materials

- Dress up clothes if desired.

Steps

- Act out Luke 11:5-8, focusing on the two elements of friendship and persistence.

Activity B - Lord's Prayer

Materials

- 1 Activity Sheet per child.
- Pens/pencils.
- 1 sheet of blank paper per child.

Steps

- Using the Lord's Prayer as the pattern, encourage the children to re-write the prayer in language more common to them. The purpose of the exercise is that they will understand what the prayer is about



Prayer

Activity B – The Lord's Prayer



Our Father in heaven,

Hallowed be Your name.

Your kingdom come.

Your will be done

On earth as it is in heaven.

Give us day by day our daily bread.

And forgive us our sins,

*For we also forgive everyone who
is indebted to us.*

And do not lead us into temptation,

But deliver us from the evil one.

Luke 11 : 2-5

This page is intentionally blank

The raising of Lazarus

John 11:1-44

Storyline

Lazarus was ill. Mary and Martha, his sisters, sent a message to the Lord, telling Him of the illness. Jesus stayed away several more days after receiving their message and then announced He would go to Judea, where Lazarus had died, to wake Lazarus. When Jesus arrived, Lazarus had been dead for four days. Mary and Martha reproached the Lord saying that Lazarus would not have died if Jesus had been there. Jesus was able to talk with Martha about who He was and to encourage her that those who believe in Him will never really die. When He arrived at the tomb, He ordered the stone to be removed. He prayed to His Father in heaven and then commanded Lazarus to come forth. Lazarus, raised from the dead, emerged from his tomb wrapped in his grave clothes. Jesus then told those who were there to loose him and let him go.

Suggested Teaching Approach

Think of some thought provoking questions from the story eg 'Why didn't Jesus come sooner?'

Write these questions on cards. (One question per card.)

Form groups or pairs of students and give them 5 minutes to discuss and answer the question.

Discuss the different group answers.

Theme One

"The Lord has power to bring life out of death"

The Lord Jesus Christ has control of life and death. His promise to Martha, and to those who know Him as Lord, is that we have life eternally in Him, even though we may die physically.

Key Thought

Jesus is more powerful than death. True belief in Him means He gives us His spiritual life which goes beyond physical death.

Aim

To help the children understand that the Lord's life in us is not ended by physical death.

Memory Verse

"I am the resurrection and the life. He who believes in Me, though he may die, he shall live." (John 11:25).

Theme Two

"The Lord is compassionate and merciful"

The Lord understands our feelings and cares for us at all times. When we are sad, He desires to comfort us. When we feel alone, He desires to be our friend. He understands us because He has experienced life as a man. He has compassion on our frailty and treats us mercifully.

Key Thought

Jesus sympathises with our weakness. He also was tempted, yet was without sin.

Aim

To reinforce the knowledge that the Lord is vitally interested in, and cares for, each child of His.

Memory Verse

"When He saw the multitudes, He was moved with compassion for them, because they were weary and scattered." (Matthew 9:36).

Activity A - Game

Materials

- Cheap white toilet paper.

Steps

- Have the children work in pairs, racing against the other pairs of children.
- One child wraps his partner in toilet paper to be the mummy, then unwraps (without ripping the paper off) him/her.
- They swap over and repeat the exercise.
- The first pair wrapped and unwrapped win.

Activity B - Scripture Search

Materials


- 1 Activity Sheet per child.
- Pens/pencils.
- Bibles.

Steps

- The children look up the Scriptures and then fill in the table on the Activity Sheet.

Read the Scriptures in the left column and fill in the other columns of the table below.

Bible Story	Who died?	How were they raised?
II Kings 4:32-37	A child.	Elisha prayed, then stretched himself out on the child, he paced back and forwards in the house, stretched himself on the child again, and the child came to life.
Acts 9:36-42	Dorcas (Tabitha)	Peter put everyone out of the room, knelt down and prayed, and then turned her body, and said, "Tabitha, arise." So she opened her eyes and sat up.
Mark 5:22-24,35-43	Jairus' daughter	Jesus went with some of his disciples and the child's father and mother to her room. He took her by the hand and commanded her to arise. Immediately she came to life.
Acts 20:7-12	Eutychus	Paul went to him, fell on him and embraced him - saying to the crowd, not to be troubled because his life was in him. He then came back to life.
I Corinthians 15:3,4,15; Romans 6:4	Christ	He was raised by the power/glory of the Father/God.




The raising of Lazarus

Activity B – Scripture Search

Read the Scriptures in the left column and fill in the other columns of the table below.

Bible Story	Who died?	How were they raised?
II Kings 4:32-37		
Acts 9:36-42		
Mark 5:22-24,35-43		
Acts 20:7-12		
I Corinthians 15:3,4,15; Romans 6:4		



This page is intentionally blank

The lost sheep, coin and son

Luke 15

Storyline

This chapter relates the parables of the lost sheep, the lost coin and the lost (prodigal) son. Jesus told these parables in response to the Pharisees' disapproval of His association with sinners - the lost. The one lost sheep was diligently sought, although there were ninety-nine others in the flock. There was great rejoicing when it was found. The woman who lost one coin also searched diligently for it. When it was found she rejoiced with her neighbours. Although he did not deserve it, the lost son was watched for, welcomed and restored with great rejoicing when he returned to his father's house. In each parable, 'being found' is likened to the sinner's repentance.

Suggested Teaching Approach

Introduction: Hide a lolly somewhere in the teaching area. Have a pile of the same lollies clearly visible. Let the children know they can help themselves. Ask children to hunt for the one "lost" lolly until it is found.

When it is found, ask them how they felt about the exercise. Was it worth looking for the one lolly, when there were so many others freely available?

Explain from the parables how valuable to the Lord is one sinner who repents.

Theme One

"Jesus came to save those who are lost"

God's great love is not just for mankind as a whole, but for each individual, no matter how undeserving. In the person of His Son, He has given everything to seek us out, and bring us back from our state of being lost, in order to be found in Him, in His household.

Key Thought

From these parables we see that God's love reaches out to each individual in order to bring us to repentance and salvation.

Aim

For the children to appreciate God's love for them, and for all of mankind.

Memory Verse

"For the Son of Man has come to seek and to save that which was lost." (Luke 19:10).

Theme Two

"God's desire is for many sons"

Jesus came to the Earth and died on the cross that everyone might become a son of God.

Key Thought

Just as the shepherd went out in search of the one lost sheep, so Jesus searches all the time until He finds His lost sheep.

Aim

For the children to understand that God doesn't stop looking for each precious one who is lost.

Memory Verse

"I seek out My sheep and deliver them from all the places where they were scattered." (Ezekiel 34:12).

Activity A - Press Reports

Materials

- Writing paper.
- Pens/pencils.

Steps

- Divide the class into three groups.
- Each group writes a 'press report for radio' about the story. (Have one already prepared as an example in terms of style and format.) One group reports on the lost sheep, the second group reports on the lost coin and the third group reports on the lost son.
- Each group then presents their report as a 'radio report' to the rest of the class.

Activity B - Memory

Materials

- A tray with coins and quite a few other small objects on it.

Steps

- Give the children a good look at the tray and ask them to try and remember what things are on it.
- Take the tray out of sight of the children and take one object from the tray and rearrange the other objects.
- Bring the tray back and see if the children can work out which object is missing.
- Repeat the Activity as many times as you have time for.
- You may like to have small prizes for children who guess correctly.

Attitudes of a servant

Matthew 20:1-16;

Luke 17:5-10;

John 13:1-17

Storyline

Jesus told these two parables about servants and set His own example by washing the disciples' feet. The first parable teaches us to consider ourselves as only unworthy slaves when we have done what the master has commanded us. The second parable shows that we are to accept what God gives to us, without comparing it with what He chooses to give to other people. Jesus taught His disciples about serving one another by His own actions when they were all gathered for supper. When He began washing the disciples' feet Peter questioned His actions. Jesus explained to them all that what He was doing was as an example of how they should humbly serve one another.

Suggested Teaching Approach

Read the Scripture in John. Discuss how Jesus showed His love for His disciples. How can we serve one another?

Theme One

"Our work is to do God's will"

As a Christian, our life is that of a servant, whose heart it is to serve and satisfy Christ. It is our true response to His Lordship in our life. It is of no concern to us how long or how difficult our labours are, rather the attitude with which we serve. Some people serve the Lord for fifty years or more and some suffer much in serving the Lord. Others are saved late in life and only serve Him for a few years. Each shall receive their reward.

Key Thought

The gift of God is eternal life. All who have been saved will inherit eternal life as a gift from God and God will reward each as He chooses.

Aim

To help the children understand that we don't serve the Lord with a thought to what we will receive in return. Rather, the Lord, in His grace and mercy, gives the gift of eternal life as His reward to those who love and serve Him.

Memory Verse

"Walk worthy of the Lord, fully pleasing Him, being fruitful in every good work." (Colossians 1:10).

Theme Two

"Serve one another"

Jesus was the Teacher. The disciples were His followers, His servants. Yet Jesus, in washing the disciples' feet, was doing the task of a servant. Jesus said to them that if He, the Master, could serve them, surely they should serve each other. So surely we should serve one another.

Key Thought

By washing the disciples' feet, Jesus encouraged them to also wash each other's feet. Jesus desires that His followers should have kind and giving hearts one to another - to serve and care for each other.

Aim

For the children to see their Christian life as one of serving each other.

Memory Verse

"If I then, your Lord and Teacher, have washed your feet, you also ought to wash one another's feet." (John 13:14).

Activity A - Foot Washing Relay Race

Materials

- 2 pairs of large football socks.
- 2 towels.

Steps

- Set a course with team members at one end and a chair with socks, chair and towel at the other.
- Divide the class into 2 teams.
- A team member runs up and places the socks over his/her shoes (without using the chair) and then sits down.
- The rest of the team runs up, removes the socks and washes his/her feet by wiping the shoes with the towel.
- The whole team then runs back to the start and sends another to repeat the process.
- This continues until all have had their 'feet washed' and the winning team is back at the start.

Activity B - Hidden Message

Materials

- 1 Activity Sheet per child.
- Pens/pencils.

Steps

- Read John 13:1-16.
- The children try and work out the hidden verse, then answer the questions.

There is a message hidden in these letters below. Starting with the quotation marks at the beginning, write every third letter or character onto the lines below and see what it says.
Count the spaces as characters also.

"LSAPL DSSLPEURRMNVOIADBNPTTDY LKITDSA KDNSEOKHTSP
"A SERVANT IS NOT

GSNRSEEKNAIWTEDEWSRKN LNTNBHWZAZNNQI PBHLLIXCSPB
GREATER THAN HIS



MWEABNSEETDFESWRLN.AL"
MASTER."



Now answer these questions about the verse above:

Why did Jesus say this?

So the disciples would know that they were called to serve

just as Jesus had shown them that He served.

To whom was He speaking?

The disciples.

Why had He washed their feet?

To show them that although He was Lord, He still served them,

and they should also serve one another.

Attitudes of a servant

Activity B – Hidden Message

There is a message hidden in these letters below. Starting with the quotation marks at the beginning, write every third letter or character onto the lines below and see what it says.

Count the spaces as characters also.

“LSAPL DSSLPEURRMNVOIADBNPTTDY LKITSDA KDNSEOKHTSP

GSNRSEEKNAIWTEDEWSRKN LNTNBHWZAZNNQI PBHLLIXCSPB



MWEABNSEETDFESWRLN.AL”



Now answer these questions about the verse above:

Why did Jesus say this?

To whom was He speaking?

Why had He washed their feet?

This page is intentionally blank

The marriage of the king's son

Matthew 22:1-14

Storyline

Jesus told a parable about the kingdom of heaven. He likened it to a certain king who arranged a marriage for his son. Twice he sent out his servants with invitations to the wedding but those who were invited would not come. The second group of servants was treated badly and was killed. The king sent his armies and destroyed the murderers. Then he sent servants to invite all they found to the wedding, both good and bad, and many came.

There was one man at the wedding who was not wearing a wedding garment, and when questioned about it by the king, he was speechless. The king ordered that he be bound hand and foot and cast into outer darkness. This parable shows that many people will be told about, and be invited into the kingdom of heaven, but many will refuse the invitation. Also, to be acceptable in the kingdom, a person must be clothed in God's righteousness.

Suggested Teaching Approach

Read Scripture Matthew 22:1-14.

Discuss together:

- Who are the "servants"?
- Who are the "invited guests"?
- Guests - who were they, what were they wearing?
- Has the Lord invited us to be a part of the wedding?
- Discuss the meaning of a poor and contrite spirit.

After discussion, talk with more emphasis on the chosen theme.

Theme One

"Many are called but few are chosen"

God has invited us to come and participate in His life and share in the joy of His kingdom. What is our ongoing response to God's wonderful invitation? We are not compelled to come – it is an invitation which we either accept or reject – it is our choice.

Key Thought

Just as the king invited whoever His servants could find to his son's wedding, so God extends an invitation to every person. We continue to accept His invitation by repenting, believing and living in the Lord Jesus Christ.

Aim

To help the children understand that if we reject God's invitation then we are excluded from His kingdom. However, if we continue to accept God's invitation, He will enable us to change so that we can be ready for Jesus' return.

Memory Verse

"For God did not send His Son into the world to condemn the world, but that the world through Him might be saved."
(John 3:17).

Theme Two

"Clothed with righteousness"

We may think we can dress ourselves in life, by being nice, hard working, kind, good people. These good things are, however, still not good enough clothes to wear at Jesus' wedding feast. The Bible says these things are like wearing filthy rags. We need to be clothed with God's righteousness.

Key Thought

The man without the wedding garment thought his own clothes were good enough. We may think our own righteousness is good enough, but we need the righteousness which comes from believing in Christ.

Aim

That the children understand that their daily walk with Christ in obedience, faith and repentance, prepares them for His kingdom.

Memory Verse

"Put on the Lord Jesus Christ, and make no provision for the flesh, to fulfil its lusts." (Romans 13:14).

Activity A - Prepare a Banquet

Materials

- Food ready for the children to prepare and appropriate bowls and utensils.
- Plates.
- Tablecloth.
- Serviettes.
- Glasses.
- Cordial.

Steps

- Have the children prepare some simple food (biscuits and cheese/sandwiches/a dip with some chips/put jam and cream on some scones or pikelets/ice and decorate some cup-cakes, cordial, etc) at home.
- Have them set the table nicely for a wedding feast.
- When it is ready, before eating morning tea, have a discussion about how they would feel if they invited some people now to share their morning tea and they all refused to come. Talk about excuses they, or other people, might give or have used for not coming to church. Lead on to discuss reasons why people will not be accepted into the kingdom of heaven.
- Enjoy eating their morning tea.
- Note: You could pre-arrange with a teacher from another class to have the children go out to that class and invite them along to the morning tea.

Activity B - Multiple Choice Quiz

Materials

- 1 Activity Sheet per child.
- Pens/pencils.
- Bibles.

Steps

- The children tick the answers they think are correct from the multiple choices.

From the story in Matthew 22:1-14, see if you can choose the correct answer for these questions. Tick your choice.

1. To what did Jesus liken the kingdom of heaven?

- (a) The marriage of a princess.
- ✓(b) A king arranging the marriage of his son.
- (c) Two people getting married.

2. How did the invited guests act?

- (a) Came happily to the wedding.
- (b) Threw away their invitations.
- ✓(c) Made light of the wedding and went their ways.

3. How did the king react when people refused his invitations?


- (a) He was glad not too many were coming.
- ✓(b) He was furious.
- (c) He called off the wedding.

4. What sort of people ended up at the wedding hall?

- (a) Those who were first invited.
- ✓(b) The good and bad gathered from the highways.
- (c) The most famous people in the city.

5. What reason did one guest give for not having a wedding garment?

- ✓(a) He could not answer.
- (b) He was too poor.
- (c) He didn't have time to get one.



The marriage of the king's son

Activity B – Multiple Choice Quiz

From the story in Matthew 22:1-14, see if you can choose the correct answer for these questions. Tick your choice.

1. To what did Jesus liken the kingdom of heaven?

- (a) The marriage of a princess.
- (b) A king arranging the marriage of his son.
- (c) Two people getting married.



2. How did the invited guests act?


- (a) Came happily to the wedding.
- (b) Threw away their invitations.
- (c) Made light of the wedding and went their ways.

3. How did the king react when people refused his invitations?

- (a) He was glad not too many were coming.
- (b) He was furious.
- (c) He called off the wedding.

4. What sort of people ended up at the wedding hall?

- (a) Those who were first invited.
- (b) The good and bad gathered from the highways.
- (c) The most famous people in the city.



5. What reason did one guest give for not having a wedding garment?

- (a) He could not answer.
- (b) He was too poor.
- (c) He didn't have time to get one.

This page is intentionally blank

The ten lepers

Luke 17:11-19

Storyline

While Jesus was on His way to Jerusalem, He had to go through the middle of Samaria and Galilee. In one village, ten men who had leprosy came to see Him, but they stood a good distance away. They called to Jesus to have mercy on them. He told them to show themselves to the priests (as this was the law). As they were on their way to do so, they were healed. One of them, when he saw he was healed, went back to Jesus and loudly gave glory to God. This man, who was a Samaritan, fell down at Jesus' feet and thanked Him. Jesus asked where the other nine men were. He noted that the only one who had given thanks was a foreigner. Jesus then told the thankful man to go his way because his faith had made him well.

Suggested Teaching Approach

Explain the story in terms of the chosen theme, discussing with the children the thoughts you wish to emphasise.

Theme One

“Giving glory to God”

There was only one leper who thought to come back and glorify Jesus because he had been healed. Remember to be thankful in everything, otherwise we become dissatisfied with what we have and will be unhappy. Other people notice when we are content with what we have, rather than wanting something better.

Key Thought

To have an unthankful heart makes us unhappy and envious of others. To have a thankful heart is a blessing to others.

Aim

To show the children that all that we have is from God, and He always gives good gifts. We should remember to say thank you for everything He gives.

Memory Verse

“In everything give thanks; for this is the will of God in Christ Jesus for you.” (1 Thessalonians 5:18).

Theme Two

“As they went, they were healed”

The lepers were healed because of their faith and not because they were good or had done anything special. When we ask God for something, He doesn't do it as a reward, but because He loves us and wants to give us good things. God wants us to ask Him first like we would our own Mum or Dad. We need faith to ask God and faith to know that He will answer.

Key Thought

God answers our prayers because we have faith in Him and know that He is able to do it. He does this, not to reward us, but because He loves us and freely gives to us.

Aim

For the children to know that they do not have to earn the things God gives them. He pours out His goodness abundantly to those who love Him.

Memory Verse

“And He said to him, ‘Arise, go your way. Your faith has made you well’.” (Luke 17:19).

Activity A - Prayer/Thank-You Cards

Materials

- Paper/cardboard.
- Collage materials/pictures from magazines/small dried flowers, etc.
- Glue.
- Felt pens.

Steps

- Discuss with the children the sorts of things for which they can thank God.
- Make a group list
- Have students select from the list a number of things for which they can be thankful.
- Make and decorate cards with the heading 'Thank-you Lord'

Activity B - Clueless Crossword

Materials

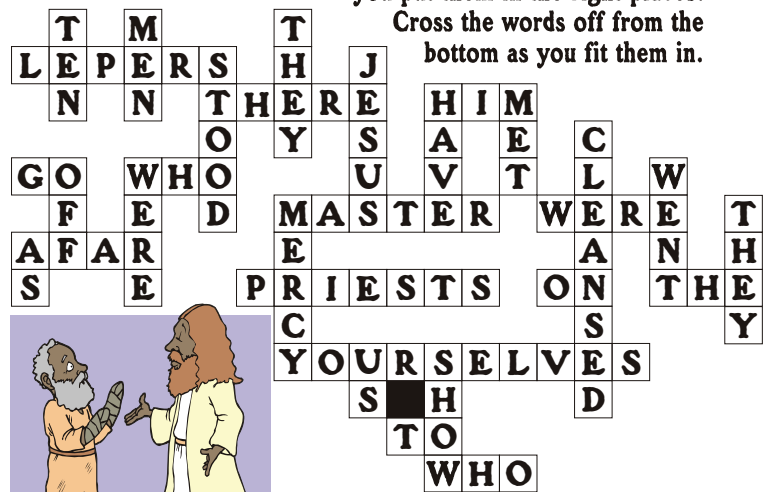
- 1 Activity Sheet per child.
- Pencils.
- Rubbers.

Steps

- The children try and fit the words shown in bold in the text into the crossword.
- Note:
 - It may be best for the children to work in pencil so they can rub out mistakes.
 - Where a word appears twice in the text it also appears twice in the crossword.
 - The words 'met' and 'men' and also 'ten' and 'men' are interchangeable in their place in the crossword.

This crossword tells what today's story is about. All the words shown in bold in the Scripture passage below fit into the crossword. Can you put them in the right places?


Cross the words off from the bottom as you fit them in.



"As He (Jesus) entered a certain village, **there met Him ten men who were lepers, who stood afar off.** And they lifted up their voices and said, "**Jesus, Master, have mercy on us!**" So when He saw them, He said to them, "**Go, show yourselves to the priests.**" And so it was that **as they went, they were cleansed.**

Activity B – Clueless Crossword

Cross the words off from the bottom as you fit them in.



“As He (Jesus) entered a certain village, there met Him ten men who were lepers, who stood afar off. And they lifted up their voices and said, “**Jesus, Master, have mercy on us!**” So when He saw them, He said to them, “**Go, show yourselves to the priests.**” And so it was that **as they went, they were cleansed.**

This page is intentionally blank

The ten virgins

Matthew 25:1-13

Storyline

Jesus told a parable to describe the kingdom of heaven. He said it is like ten virgins who took their lamps and went to meet the bridegroom. Five were wise, taking extra oil and five were foolish, having no extra oil. When the bridegroom was delayed, the foolish ran out of oil. When they heard the call that He was coming, they asked the wise virgins for some of theirs. The wise had none to spare. They told the foolish ones to go and buy some. By the time the foolish virgins had returned the wedding feast had begun and the door was shut. They knocked on the door and asked to be let in. The bridegroom said he did not know them. Jesus used this parable to warn us that we need to be ready and waiting for His return.

Suggested Teaching Approach

Discuss with the children what you need to do to prepare for going to a party (maybe a birthday party).

Tell the children that this lesson is a parable about being prepared.

Read the parable.

Discuss how this parable is similar/different to their preparation for a party.

If using Theme 1

Talk about ways they must prepare for meeting Christ when He returns.

If using Theme 2

Talk about ways in which the children should prepare for their future. The children could talk about what career they would like to follow.

Discuss ways in which people can prepare for difficulties in life, e.g. having health insurance or insuring your property in case of a fire or theft.

Theme One

“Watch and pray”

Our lives are busy, and there are many things to occupy our time. Jesus, in this parable, gives us a warning to “watch” because we do not know when the Son of Man will come. In the midst of our busy lives, we must be ready to meet Christ Jesus. The Lord is the Bridegroom coming for the wedding. No one knows when Christ will come. We need to ensure that we are prepared for His coming. We need to be filled with the Spirit. Oil is a symbol of the Holy Spirit in the Bible.

Key Thought

To emphasise the need to be prepared, at all times, for the coming of the Lord, by ensuring we have the fullness of the Lord’s life in us, now.

Aim

To encourage the children to be prepared for Christ’s coming.

Memory Verse

“Watch therefore, for you know neither the day nor the hour in which the Son of Man is coming.” (Matthew 25:13).

Theme Two

“Be filled with oil”

The ten virgins were divided into two groups. One group was wise and the other group was foolish. At the beginning of His teaching, Jesus spoke about a wise man and a foolish man. The wise man knew that one day a storm would come, so he built his house on the rock. The foolish man did not prepare for trouble and he built his house on sand. Jesus said the wise man was like someone who hears His word and obeys. The foolish man also hears His word, but he does not obey. In today’s story, no doubt the virgins were warned that they might have to wait a long time for the bridegroom to come. Some prepared for this and some did not. We need to make sure we are prepared for whatever life may hold for us.

Key Thought

We need to be wise and be prepared for whatever life holds. The way to prepare is to listen to what the Lord says and be obedient to it.

Aim

To teach the children about the importance of heeding God’s word by listening to those who care for us.

Memory Verse

“Receive with meekness the implanted word, which is able to save your souls.” (James 1:21).

Activity A - Wise and Foolish

Materials

- 2 dice and an egg cup or similar.
- 2 sets of cards, prepared as below.

Steps

At Home

- Cut out two sets of cards, twelve cards in each set.
- Number each set of cards 1 to 12.
- On each card write down a statement. Half the cards will have wise comments like, “You remembered to do your homework”, “It looked like rain, so you took an umbrella”. The other half will have foolish comments like, “You forgot to prepare for the examination”, “You went to the park for a barbecue, but forgot to take any tools”. Make sure that the wise statements in one set are on different numbered cards from those in the other set.

In Class

- Divide the class into two equal teams. If there is an odd child, he or she could help the teacher.
- The first child in the first team rolls two dice and calls out the total of the two dice.
- The teacher looks at the appropriately numbered card in the first team’s pile. If it’s a “foolish” statement, the other team call out “foolish” and the child drops out. If it’s a “wise” statement, the child goes to the end of the team.
- Play passes to the second team. It then proceeds to the second child in the first team and so on.
- Continue playing until there are no “wise” children left in one team. The other team wins. Alternatively, make a time limit and see which team has the more “wise” children left.

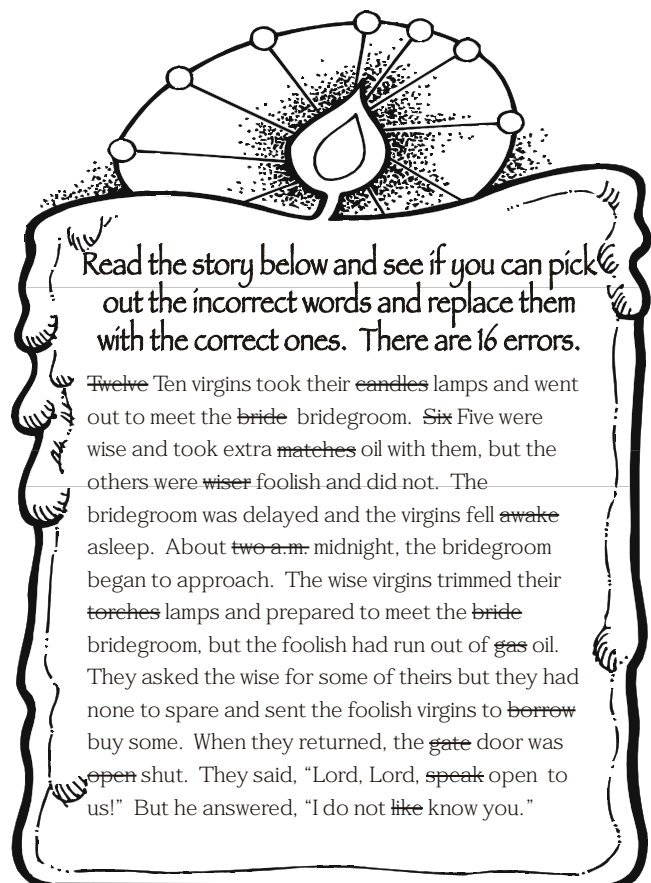
Activity B - Correct the Story

Materials

- 1 Activity Sheet per child.
- Pens/pencils.

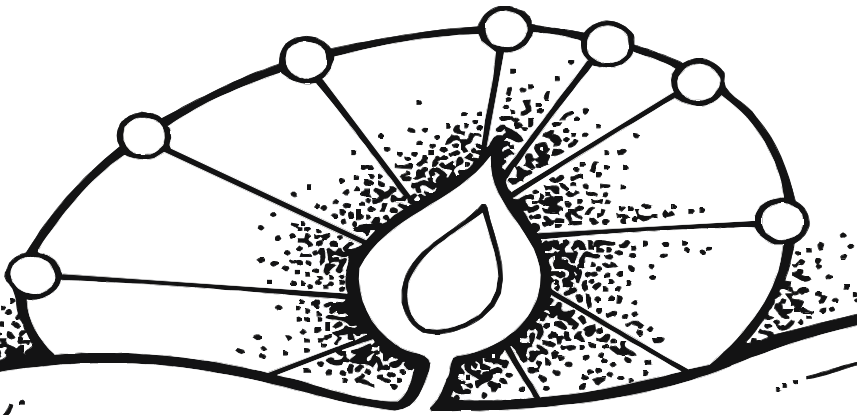
Steps

- From memory, the children try and correct the errors in the story on the Activity Sheet.



The ten virgins

Activity B – Correct the Story



Read the story below and see if you can pick out the incorrect words and replace them with the correct ones. There are 16 errors.

Twelve virgins took their candles and went out to meet the bride. Six were wise and took extra matches with them, but the others were wiser and did not. The bridegroom was delayed and the virgins fell awake. About two a.m., the bridegroom began to approach. The wise virgins trimmed their torches and prepared to meet the bride, but the foolish had run out of gas. They asked the wise for some of theirs but they had none to spare and sent the foolish virgins to borrow some. When they returned, the gate was open. They said, "Lord, Lord, speak to us!" But he answered, "I do not like you."

This page is intentionally blank

The talents

Matthew 25:14-30

Storyline

Jesus compared the kingdom of heaven to a man travelling to a far country. Before leaving, he called his servants to him and entrusted a number of talents to them according to their ability. The man departed leaving each servant to his own initiative. Two of the servants traded their talents and doubled their money. The third hid his money in the ground. On his return, the master called each to account. The first two servants recounted their actions and were invited to share their lord's joy. When the third servant recounted his actions, he was called wicked and lazy. He was rebuked for not even banking his money, and then cast into outer darkness.

Suggested Teaching Approach

Discuss with the children why the servant who received the one talent may have buried it. Then emphasise that it is God who creates different people with different abilities, it is God who entrusts gifts according to those abilities and it is God who rewards those who are faithful with what he has given them and casts out those who are not.

Theme One

“Work with what we are given”

The Lord entrusts His riches of abilities and gifts to His servants in different amounts. To please God, we must use these graces to bear fruit for Him.

Key Thought

Those who please God are the ones who work with what God has entrusted them, to the glory of God and to their fullest potential.

Aim

To highlight to the children the need to use and faithfully develop the gifts God has given them.

Memory Verse

“Well done, good and faithful servant; you have been faithful over a few things, I will make you ruler over many things.”
(Matthew 25:23).

Theme Two

“Joy in faithful stewardship”

What God has given us, He has given to be used faithfully, that there may be abundant increase to give back to God and to others. There is great joy in knowing one is working with the Lord.

Key Thought

A good servant rejoices in benefiting his master. Do we use God's gifts as a way to bring Him increasing glory and honour?

Aim

For the children to know the joy and honour of using God's gifts to their fullest potential.

Memory Verse

“Let each one examine his own work, and then he will have rejoicing in himself.” (Galatians 6:4).

Activity A - Paddle pop Tower Building

Materials

- 1 packet of paddle pop sticks (at least).
- Flat surface.

Steps

- Each child is to construct a tower.
- Encourage the children to have several attempts at building their tower.
- Record the height of the tallest tower for each child.

Emphasise

- Each tower is built differently. (God gave each child different talents, skills and capabilities.)
- The more practice each child gets at building the tower, the better they become.
- As we allow God to use our abilities and put them willingly into practice for Him, then our skills will grow and develop, benefiting and blessing the body of Christ.
- The less willing we are to share our talents and skills in the body of Christ, then the less we grow in relationship with the Lord and other Christians. Our talents and skills are for the glory of God.

Activity B - Talents Game

Materials

- Matchsticks, or a large supply of small coins (5c, 10c, 20c).
- Bibles.
- Prizes (if desired).

Steps

- The idea of this game is to see who can increase their talents.
- Give each child either five, two or one matchstick (or appropriate coins).
- Ask questions relating to the story, or other stories this term, or read out a Scripture reference and see who is first to find it.
- If a child answers a question correctly or is first to find a verse, give them two more matches. If an incorrect answer to a question is given, take two matches from that child. If a child only has one match, take that match.
- In the end tally up how many matches they each have. See by how much each one increased or decreased their supply of matches. The winner is the person who increased it the most and you could have a prize for that child if desired.
- Discuss with the ones who received less matches to start with if they thought it was unfair.

This page is intentionally blank

This page is intentionally blank

This page is intentionally blank



Well Done!



for completing
SonSeekers Unit 7
The Miracles and Parables of Jesus



Well Done!



for completing
SonSeekers Unit 7
The Miracles and Parables of Jesus



Sonseekers Curriculum

Unit One	Unit Two	Unit Three	Unit Four
<ol style="list-style-type: none"> Creation 1 Creation 2 Adam and Eve The fall Cain and Abel Noah builds an ark The flood, Noah and his sons The tower of Babel Abram called, Abram and Lot The covenant with Abraham Ishmael and Isaac Sodom and Gomorrah The sacrifice of Isaac Rebekah, Isaac's bride Jacob and Esau Jacob's ladder, Leah and Rachel 	<ol style="list-style-type: none"> Jacob becomes Israel Joseph, the favourite son Joseph goes to Egypt Joseph interprets the dreams Joseph's brothers Israel in Egypt Israelite slaves, Moses born Moses flees and returns to Egypt "Let My people go" The first passover, Israel delivered Crossing the Red Sea Manna, water from the rock Sinai and the ten commandments Moses and the tabernacle The golden calf Twelve spies, 40 years of wandering 	<ol style="list-style-type: none"> Aaron's rod Moses hits the rock The bronze serpent Balaam and his donkey Joshua and Rahab Crossing the Jordan, Jericho The sin of Achan The sun stands still Gideon's fleece Gideon and his army Samson Samson and Delilah Ruth, Naomi and Boaz Hannah Samuel hears God speak Eli, Hophni and Phinehas 	<ol style="list-style-type: none"> Saul chosen Saul and the Amalekites David chosen David and Goliath David and Jonathan David and Saul David crowned David and the ark Absalom Solomon becomes king Solomon's temple Israel divided, Rehoboam and Jeroboam Elijah and the widow Elijah on Mount Carmel Good King Jehoshaphat Elisha and the double portion
Unit Five	Unit Six	Unit Seven	Unit Eight
<ol style="list-style-type: none"> The widow's oil, a boy raised Naaman Famine in Samaria Jonah The captivity of Israel (the northern kingdom) Hezekiah and Sennacherib Isaiah Josiah Jeremiah The captivity of Judah (the southern kingdom) Daniel interprets the king's dream The fiery furnace The writing on the wall Daniel in the lions' den Esther Restoration 	<ol style="list-style-type: none"> Zacharias, Elizabeth, Mary and John The birth of Jesus Jesus in the temple John the Baptist Jesus baptised and tempted The call of the disciples Water turned to wine The temple cleansed, Nicodemus The woman at the well Healing of the paralysed man The house built on the rock Jesus stills the storm The feeding of the 5000 The centurion's servant Forgiveness in Simon's house The sower and the seed 	<ol style="list-style-type: none"> Jairus' daughter, a woman touches Jesus Jesus walks on the water Miracles of healing The transfiguration A boy is healed The unmerciful servant A man born blind The good Samaritan Prayer The raising of Lazarus The lost sheep, coin and son Attitudes of a servant The marriage of the king's son The ten lepers The ten virgins The talents 	<ol style="list-style-type: none"> Palm Sunday The last supper and Gethsemane The crucifixion The resurrection Peter restored The risen Christ and His ascension The day of Pentecost Peter and John Peter and the Gentiles Stephen Philip Paul's conversion Paul's first missionary journey Paul's second and third missionary journeys Paul's capture and imprisonment Paul's final journey

