

# TEACHER RESOURCE

# UNIT 7

The Miracles and Parables of Jesus

LEVEL TWO

## SON SEEKERS

AGES 7-10



SEE YOU  
ON THE  
OTHER SIDE.



Name:

JESUS TAKES A  
SHORT CUT

JESUS HEALS  
10 LEPERS

THANK YOU.

YIPPEE YAHOO



# Teacher Resource

## Contents

Teaching Sonseekers ..... 1

A teacher's guide ..... 2

### Unit 7 (Lessons 97-112):

97. *Jairus' daughter,*

*a woman touches Jesus .... 4*

98. *Jesus walks on the water.. 8*

99. *Miracles of healing ..... 12*

100. *The transfiguration..... 16*

101. *A boy is healed ..... 20*

102. *The unmerciful servant. 24*

103. *A man born blind ..... 28*

104. *The good Samaritan..... 32*

105. *Prayer ..... 36*

106. *The raising of Lazarus . 40*

107. *The lost sheep,*

*coin and son ..... 46*

108. *Attitudes of a servant ... 50*

109. *The marriage of*

*the king's son ..... 54*

110. *The ten lepers ..... 58*

111. *The ten virgins ..... 62*

112. *The talents ..... 68*

Unit 7 Awards..... 75

**Curriculum Outline ..... 76**



## Teaching Sonseekers ...

Dear Teacher

Teaching young people about God's Word is a great honour and privilege. We note God chose Abraham, a man of faith because he "would teach his children and his household after him, to know the Way of The Lord" (Gen 18:19)

One who undertakes such a task will understand they have accepted a responsibility to become a witness of God's great love and faithfulness. As an example of Christian faith and integrity they have a wonderful opportunity to share their love for God's Word. The tremendous blessing for those who commit themselves to this task is that the Holy Spirit will strengthen and equip you to shine as a light to your class.

Recent trends away from Sunday School structures towards child minding activities have, we believe, been unfortunate as they fail to recognise the impact and effect the message of God's love through Christ has on young people.

Children are the Church's future. As such they are precious and well worth any investment in quality resources and dedicated teachers.

The 'Sonseekers' curriculum offers children Sunday School material that gives them a sound background in Biblical events, people and places. Secondly it offers a pastoral approach for the children to know God is able to help them and change their lives.

Structurally, any program will operate effectively if those teaching are faithful, zealous and committed to a team approach that might include:

- regular prayer and discussion in relation to curriculum issues, student needs and upcoming events and presentations;
- organisation and management of resources;
- training and development needs of teaching staff.

Teaching Sunday School is a rich and rewarding task. May God bless and guide you as you serve in this way.

Yours in Christ

*The Sonseekers Team*

# A teacher's guide to using the Sonseekers materials . . .

## Timeline

4000BC	Creation Adam and Eve The Fall
2500BC	Noah The Flood Tower of Babel
2000BC	Abraham
1900BC	Isaac
1800BC	Esau and Jacob
1750BC	Joseph
1360BC	Moses
1280BC	Exodus from Egypt and Journeys Joshua
1240BC	Entry into and Conquest of Land
1220BC	Judges
1100BC	Gideon
1070BC	Samson
1063BC	Samuel
1020BC	Saul as King
980BC	David as King
940BC	Solomon as King
900BC	Kingdom Divided
839BC	Elijah Emerges; Mt Carmel Jehoshaphat
814BC	Elisha's Ministry
749BC	Jonah
662BC	Hezekiah; Isaiah
576BC	Josiah
540BC	Daniel taken to Babylon
527BC	Exile into Babylon
457BC	Restoration from Babylon
4BC	Birth of Jesus
26AD	Baptism of Jesus Call of Disciples
28AD	Feeding of 5000 Parables
29AD	Miracles; Transfiguration
30AD	Raising of Lazarus Parables
	Palm Sunday Jesus' Crucifixion and Resurrection Day of Pentecost Peter's Ministry
33AD	Conversion of Paul
45AD	Paul's Missionary Journeys
60AD	Paul as Prisoner to Rome

## What are the Sonseekers materials?

The Sonseekers Sunday School materials are a four year course of 128 Bible lessons. The lessons are written with the twin aims of teaching the students an accurate chronology of Biblical events and also drawing from each lesson pastoral points relevant to the age and stage of each child. They are written at four levels to cover from Prep to Year 6 age groups. The 128 lessons are organised into 8 units, each of sixteen lessons. The table below indicates the suitable age group for each level:

Sonseekers Level	Student Age	School Level
Level One	5 - 6	Prep, Year 1
Level Two	7 - 10	Year 2, Year 3, Year 4
Level Three	11 - 12+	Year 5, Year 6

The Sonseekers materials comprise two related elements:

- **Teacher Resource** – including lesson plans & activity masters which can be photocopied;
- **Student Handbooks** – including homework activities.

There is also a Bible timeline showing chronology of major events, with the dates of the current unit's lessons highlighted, included in each Teacher Resource.

## What's in my Sonseekers Level Two Teacher Resource?

Each Level Two Resource contains sixteen lesson plans for the relevant age of your students. Each lesson plan comprises:

- the key thought or focus for the lesson;
- a suggested way to introduce the lesson;
- a summary of the relevant bible story;
- a memory verse for the lesson, together with a suggested way of teaching that verse;
- an activity which can be used in the lesson;
- a number of extra ideas involving fun, practical activities.

Note: The photocopy masters for each activity are included with the lessons in this Teacher Resource book.

.../cont'd

# ... teacher's guide ...

## **How do I best use my Teacher Resource?**

The art of serving as an effective Sunday School teacher is linked to the degree of diligence in preparing for each lesson. The Sonseekers materials are only designed to assist the teacher in this process. They do not take away from the teacher his or her responsibility to prayerfully consider the needs of the children in the class and to seek God's revelation and wisdom in presenting each Bible lesson. The following suggestions are then made with regard to using this resource.

### **Prior to the lesson**

- ◆ Prayerfully read the Bible passage for the lesson. The reference is provided in the header on the first page of the lesson plan. All Scripture references are taken from the New King James Version (1983 edition).
- ◆ Read through the lesson plan and decide which activities will be most appropriate for the students in your class. Generally, aim for a variety of activities over a unit.
- ◆ Think about how you will combine the various elements of your lesson. Refer to the suggested teaching approach for ideas if necessary. Link the activity to the story so that the significance of the activity is clear to the students.
- ◆ Prepare all activities thoroughly prior to the lesson. Rehearse any planned activity at home to make sure:
  - that you know how to do it yourself;
  - that you have all the relevant materials in the quantities you will need;
  - that you know the length of time that the children will need for the activity.

### **During the lesson**

- ◆ Review the memory verse from the previous lesson with the children. Also check on the completion of the homework activity page.
- ◆ Revise the previous lesson before going on to a new story. You may like to use the timeline to help you do this.



# Jairus' daughter, a woman touches Jesus

Mark 5:21-43;  
Mathew 9:18-26;  
Luke 8:40-56

## Storyline

A ruler named Jairus came and worshipped Jesus. He told Him that his daughter had died and he asked Jesus to come and lay His hand on her so that she would live. Jesus and His disciples followed the ruler. Suddenly, a woman who had been bleeding for twelve years touched the hem of His garment. She believed if she did this, she would be made well. Jesus turned and told her that her faith had made her well. When Jesus reached Jairus' house, He sent everyone outside. He took Jairus' daughter by the hand and she arose from the dead. The report of this went out into all that land.

## Suggested Teaching Approach

Discuss with the children healings that they have experienced. Do they believe God can heal?

Then tell the story of Jairus' daughter. Refer briefly to the story of the woman who touched the hem of Jesus' garment.

Children sit in a circle with eyes closed. Teacher explains that she/he will touch one child on the shoulder. This child touches another and says "Who is it?" in a disguised voice. That child has to try to guess who it was. If they do, they are "it". After a few turns, ask the children why it was hard to guess. (Eyes closed.) Would Jesus know who it was if He closed His eyes? Why?

## Theme One

### "Your faith has made you well"

The challenge to us is always for our faith to be active. This can often result in our following certain lines of action which may not seem very smart in other people's eyes. However when we 'know' from God that to proceed in faith in a particular way will bring His power to bear, we can follow that line of action and not be worried by what others may say or think.

### Key Thought

The woman knew that all she had to do was to touch the garments of Jesus and be healed; Jairus knew that in spite of the ridicule of friends and family, Jesus could raise his daughter to life.

### Aim

To encourage the children in their daily lives to proceed in faith where they know the Lord has called them.

### Memory Verse

*"Be of good cheer, daughter; your faith has made you well."*  
(Matthew 9:22).

## Theme Two

### "Bring your needs to the Lord"

It is necessary for us to humble ourselves and ask the Lord for healing or any other needs in our lives. The Lord hears us and answers in a way that is just right for us at a time that is just right for us. The woman was healed immediately, but Jairus had to wait for Jesus to finish talking to the woman, before his daughter was healed even though he had approached Jesus first.

### Key Thought

Jairus knew his daughter was very sick and the woman knew she had a serious illness. They both went to the Lord for healing.

### Aim

To help the children understand it is possible for them to ask for a healing.

### Memory Verse

*"Let your requests be made known to God."* (Philippians 4:6).

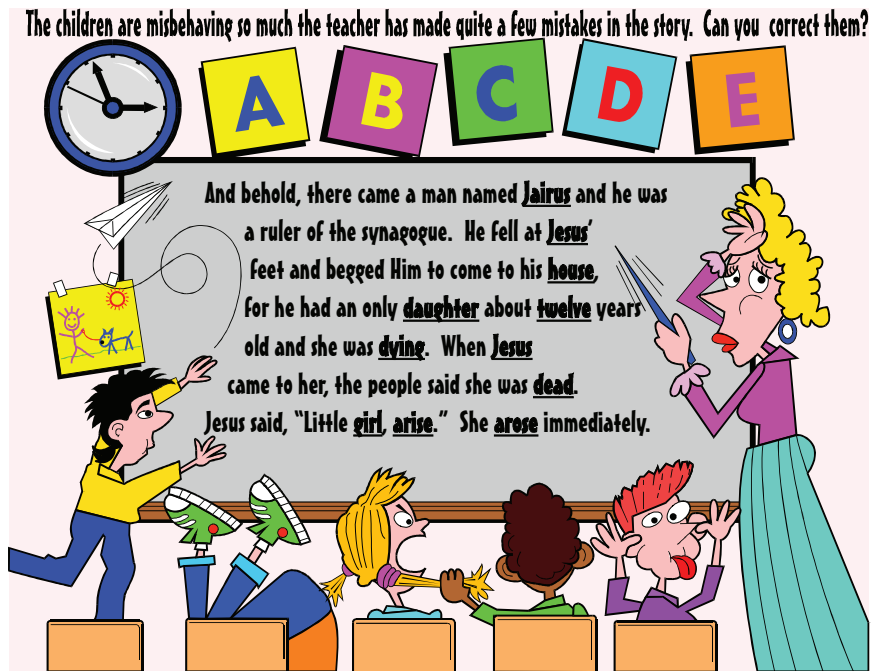
## Activity A - Correct the Mistakes in the Story

### Materials

- 1 Activity Sheet per child.
- Pens/pencils.
- Bibles.

### Steps

- The children look up the story in Luke 8:41-55 and correct the mistakes.



## Activity B - Game - Puzzle Page

### Materials

- 1 Activity Sheet per child.
- Pens/pencils.

### Steps

- The children complete the puzzles on the page.

These pictures tell the story of the woman who touched Jesus. Can you number them in the correct order?

Find these words:

A	S	B	D	A	E	D	B	L	E	S
H	T	A	E	S	H	E	S	S	U	D
A	A	L	I	A	L	E	E	A	E	
D	E	S	U	R	N	A	J	U	S	N
N	M	Y	E	V	R	E	G	O	L	U
N	O	N	E	E	S	H	V	R	E	E
I	H	A	P	U	T	S	L	E	P	O
D	T	G	S	E	S	J	U	H	P	O
N	R	O	R	U	L	E	R	T	T	H
A	E	G	N	I	N	R	U	O	M	E
H	O	U	S	E	A	U	G	M	H	O
B	I	E	V	E	L	N	I	N	G	S

Who said:

1. "My daughter has just died" Jairus
2. "If only I may touch His garment" Woman
3. "Your faith has made you well." Jesus
4. "Make room, for the girl is not dead, but sleeping." Jesus

# Jairus' daughter, a woman touches Jesus

## Activity A – Correct the Mistakes in the Story

The children are misbehaving so much the teacher has made quite a few mistakes in the story. Can you correct them?




And behold, there came a man named Noah and he was a ruler of the synagogue. He fell at Abraham's feet and begged Him to come to his barn, for he had an only son about twenty years old and she was dancing. When Abraham came to her, the people said she was cheeky. Jesus said, "Little boy, jump." She laughed immediately.

# Jairus' daughter, a woman touches Jesus

## Activity B – Puzzle Page

These pictures tell the story of the woman who touched Jesus. Can you number them in the correct order?



A	S	B	D	A	E	D	B	L	E	S
H	T	A	E	S	H	E	S	S	U	D
A	A	L	I	L	A	L	E	E	A	E
D	E	S	U	R	I	A	J	U	S	N
N	M	Y	E	V	R	E	G	O	L	U
N	O	N	E	E	S	H	V	R	E	O
I	H	A	P	U	T	S	L	E	E	P
D	T	G	S	E	S	J	U	H	P	O
N	R	O	R	U	L	E	R	T	T	H
A	E	G	N	I	N	R	U	O	M	E
H	O	U	S	E	A	U	G	M	H	O
B	I	E	V	E	L	N	I	N	G	S

Find these words:

ASLEEP  
BELIEVE  
HOUSE  
DEAD  
EAT  
HAND  
HEALED  
RULER  
JAIRUS  
JESUS  
MOTHER  
MOURNING  
DAUGHTER  
SYNAGOGUE

Who said:

1. "My daughter has just died" \_\_\_\_\_
2. "If only I may touch His garment" \_\_\_\_\_
3. "Your faith has made you well." \_\_\_\_\_
4. "Make room, for the girl is not dead, but sleeping." \_\_\_\_\_



# Jesus walks on the water

Matthew 14:22-33;  
Mark 6:45-56;  
John 6:15-21

## Storyline

Jesus sent His disciples across the lake in a boat. Then Jesus went to pray. That night the wind caused huge waves and the boat was in trouble. Jesus walked across the lake on the water and came towards the disciples between 3am and 6am. The disciples thought Jesus was a ghost and were scared. Jesus said to them "Be of good cheer! It is I; don't be afraid". Peter said, "Lord, if it is You, command me to come to You on the water." Jesus said, "Come". So Peter got out of the boat and started walking on the water towards Jesus. He looked at the huge waves and was scared. Then he sank and cried out, "Lord, save me". Jesus took his hand and said, "O you of little faith, why did you doubt?". The wind stopped and those in the boat worshipped Jesus as God's Son.

## Suggested Teaching Approach

This story highlights at least four things:

- God foreknows what we go through - Jesus came when they were afraid.
- God is all powerful - even the winds and the waves obey Him.
- God can help us in the middle of difficulty - Peter walks to Jesus.
- God can be trusted as long as we look to Him - Peter sank when he looked around.

With the aid of story and activity reinforce at least one of these qualities.

## Theme One

### "Keep your eyes on the Lord"

Keeping our eyes on Jesus means praying to Him and listening to those who teach us about Him. He will be with us and help us through difficult times. Lots of things will come our way to try to get us to take our eyes off the Lord, but we must keep looking to Jesus who knows what's best for us.

### Key Thought

Peter had faith to start to walk on the water, but he became distracted by the waves and began to sink. Jesus then saved him.

### Aim

For the children to know that when we keep our eyes on the Lord we have His peace, no matter what happens around us.

### Memory Verse

*"Looking unto Jesus, the author and finisher of our faith."*  
(Hebrews 12:2).

## Theme Two

### "God knows our circumstances"

The disciples were in trouble on the lake. Jesus came to them even though men couldn't help. He showed that they could trust Him when they asked for help. We can trust Him when things are too hard for us. He will come to us and help us too, especially if we obey Him. Others will see and worship God.

### Key Thought

When we are in trouble or in danger God comes especially close to us. We can ask Him to help us and He will.

### Aim

For the children to realise they can trust Jesus to care for them even in the hardest circumstances.

### Memory Verse

*"Your Father knows the things you have need of."* (Matthew 6:8).


## Activity A - Collage - Peter and Jesus in the Boat

### Materials

- 1 Activity Sheet per child.
- Scraps of coloured material or crepe paper for garments.
- Bark, sticks, or brown crepe paper for the boat.
- Blue and white material or crepe paper for waves.
- Suitable glue for the materials you have chosen.
- Scissors.

### Steps

- Give each child scissors and glue and have them cut out material, crepe paper, etc. to suit the size and shape of the people, boat and water.
- Glue on where necessary.



## Activity B - Role Play

### Materials


- Something suitable to put a mark on the ground, eg. chalk, flour, stick.
- Two pieces of material or paper that can be wrapped around the children.

### Steps

- Take the children outdoors, and mark the outline of a boat on the ground.
- Choose one child to be Jesus and one child to be Peter.
- Get the children to 'dress up' in the material. The other children can be sitting in the 'boat'.
- Have the children act the scene of Jesus calling to Peter to step out of the boat. Peter walking on water, with his eyes fixed on Jesus. Then, seeing the wind and waves, becomes afraid and begins to sink. Peter calls out to the Lord to save him and Jesus stretches out His hand and takes Peter into the boat. Jesus tells Peter not to doubt, but to have faith and trust.
- As time allows, try to give each child a turn at being Jesus or Peter.

# Jesus walks on the water

## Activity A – Collage Picture



*This page is intentionally blank*



# Miracles of healing

Mark 7:32-37;  
8:22-26

## Storyline

The friends of a deaf man brought him to Jesus to be healed. He couldn't speak plainly either. Jesus took him aside and put His fingers in the man's ears and used His spit to touch his tongue. He looked up to heaven and said "Be opened" and the man was healed. Again when Jesus was at Bethsaida the people brought a blind man to be healed. Jesus led him out away from the crowds and used his spit on the blind man's eyes. He needed to touch his eyes again and the man saw clearly. Jesus asked him not to tell anyone.

## Suggested Teaching Approach

Help the children to appreciate the miraculous - how that by faith, God can do wonderful things for us and how sometimes our friends can help us to believe in God.

Testimonies from the children would help them to see that miracles are not just for adults.

## Theme One

### "We can believe for miracles"

Wherever Jesus went lots of people followed. Sometimes people brought their friends to Jesus for healing. Many people followed because they liked excitement. Jesus knew this and looked for faith in those asking for healing. The men who brought the deaf man and the blind man obviously had faith that Jesus could heal their friends.

### Key Thought

To learn to have faith in every situation we are faced with.

### Aim

To encourage the children that we can believe the Lord for miracles.

### Memory Verse

*"Lord, I believe; help my unbelief!" (Mark 9:24).*

## Theme Two

### "The touch of God"

When Jesus 'touches' us we can expect changes to take place. They may not seem as miraculous as receiving sight but they are changes of an eternal nature; healing of the inner man that will enable us to meet face to face with God.

### Key Thought

Both men in this story had need of the touch of God in their physical body and both had to come to Jesus. Jesus is willing to touch us and change us if we are willing to receive.

### Aim

For the students to understand that God wants to change our nature not just our behaviour.

### Memory Verse

*"The inward man is being renewed day by day."  
(2 Corinthians 4:16).*

## Activity A - Role Play Games

### Materials

- Blindfold.
- Objects for an obstacle course, eg. chair, low stool, cardboard boxes, etc.

### Steps

- Arrange objects for an obstacle course.
- The children take it in turns to be blindfolded and led through the obstacle course by another child.
- Ask the children to each make up two hand signals that would help a deaf and dumb person to communicate. They then explain and illustrate these to the class.
- Discuss how much the blind man and the deaf and dumb man must have wanted to be healed, and the differences such healings would have made to their lives.

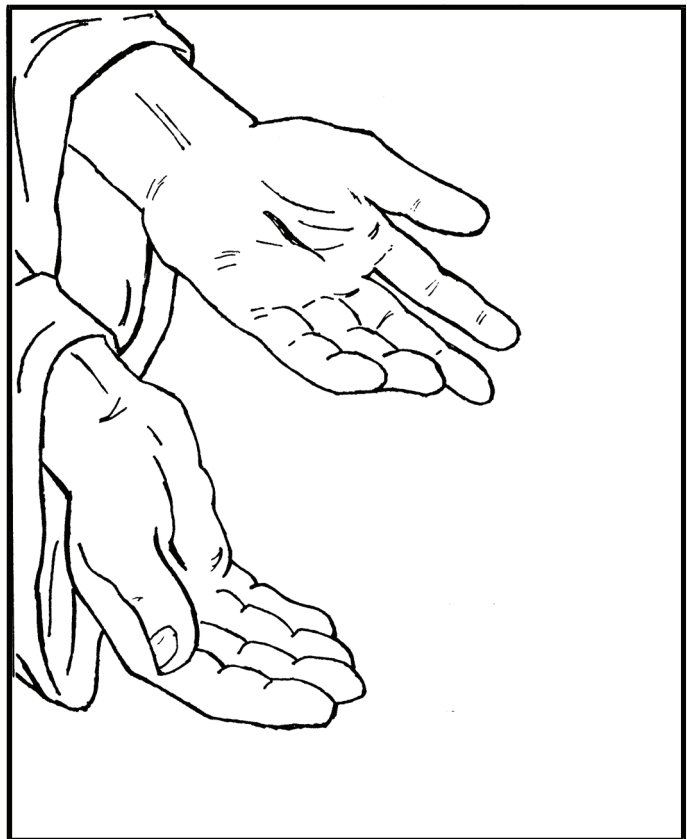
## Activity B - Discussion and Prayer

### Materials

- 1 Activity Sheet per child.
- Pens/pencils/colouring pencils.

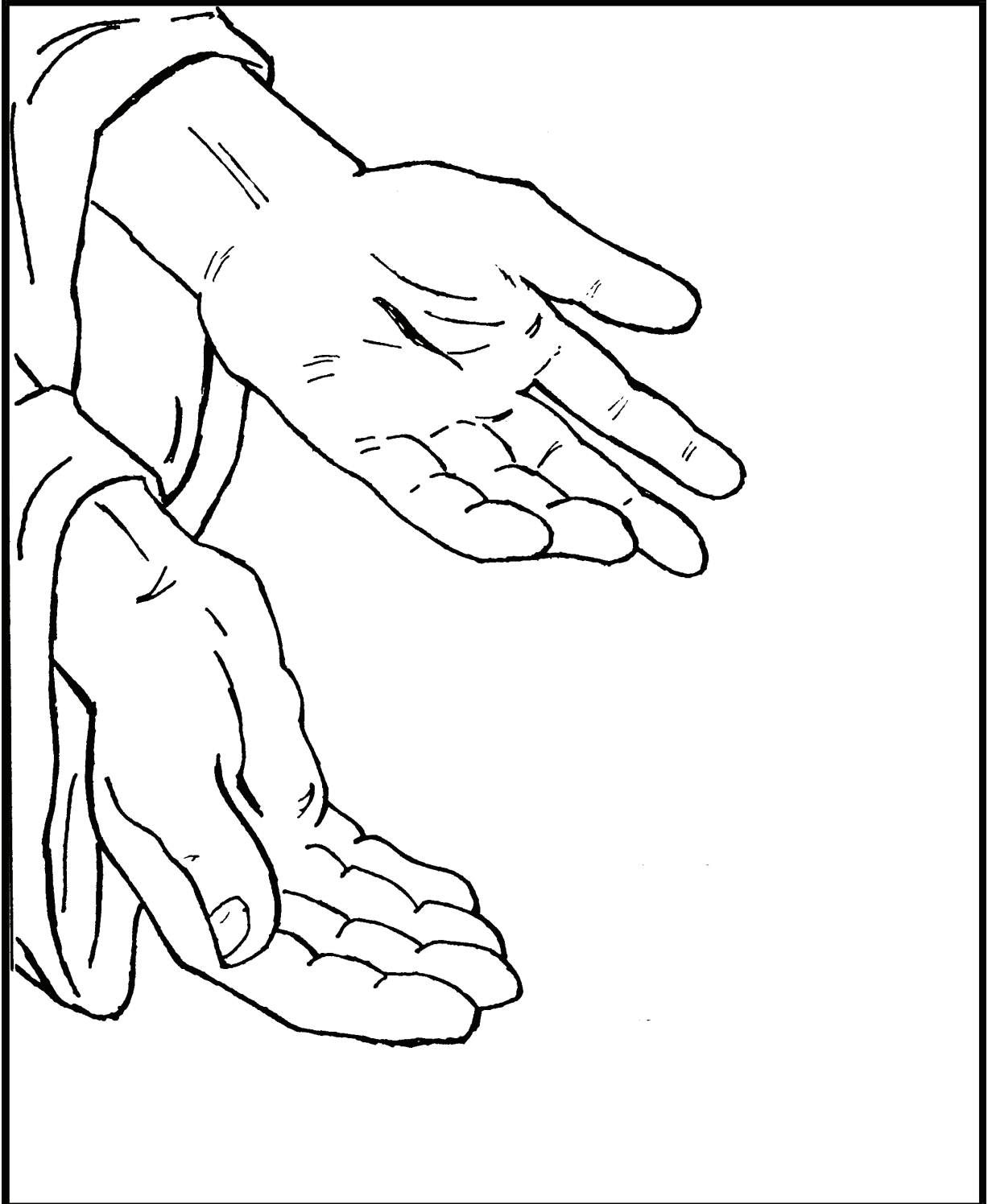
### Steps

- Discuss ways in which we might ask for healing from the Lord.
- Get the class to write down prayer needs on the hands on the Activity Sheet and have them pray for God's healing touch.



# Miracles of healing

## Activity B – Discussion and Prayer



*This page is intentionally blank*



# The transfiguration

Matthew 17:1-13;

Mark 9:1-13;

Luke 9:28-36

## Storyline

Jesus took Peter, James and John up into a high mountain. The Bible says Jesus was transfigured - His face shone like the sun, His clothes became as white as the light and Elijah and Moses - the prophets - appeared with Him. Peter suggested they should make three tents - one for Jesus, one for Elijah and one for Moses. A bright cloud appeared over them and a voice said "This is My beloved Son, in whom I am well pleased. Hear Him!" The disciples were greatly afraid and fell down. When Jesus told them not to fear, they stood up and only Jesus was there. Jesus told them not to talk about this until He had risen from the dead. The disciples asked why the scribes said Elijah had to come first. When Jesus said Elijah had already come, they knew He was talking about John the Baptist.

## Suggested Teaching Approach

Introduction: The teacher can give a short overview of who Moses and Elijah were, their function, what the Jews thought of them. (Refer to Theme 1).

The story can then be told, either from the point of view of Theme 1, having the children appreciate the need to hear from Jesus, or from the point of view of Theme 2 and the understanding of the heavenly realm.

Activity B can follow, firstly answering the questions, then making the cube.

## Theme One

### "Jesus is God's Son – hear Him"

To the Jews, Moses and Elijah were the cornerstone of their religion - Moses, the lawgiver and Elijah, the prophet. Peter, James and John must have been astounded to see them with Jesus. However while the disciples were overwhelmed, they heard God the Father say "This is My beloved Son, in whom I am well pleased. Hear Him!" All around us there are many great and important people - some are even Christians. But the Father says, amid all the distractions that Jesus is the One to whom we should listen.

### Key Thought

We can receive wisdom and advice from many sources, but we need to be sure we are listening to Jesus and His word to us.

### Aim

For the children to learn how to listen to Jesus' voice, from the bible, from our parents, from prayer and preaching.

### Memory Verse

*"This is My beloved Son ... Hear Him!" (Matthew 17:5).*

## Theme Two

### "Not of this world"

In His prayer to the Father before the cross, Jesus said He was not of the world. Even while living on earth, Jesus belonged to the heavenly realm. Jesus has provided for us to be part of this same realm through His death and resurrection.

### Key Thought

The disciples on the mountain saw and heard things that did not belong to this world, things that belonged to the heavenly realm. They realised that Jesus belonged to that realm.

### Aim

To show the students that they can belong to the heavenly realm.

### Memory Verse

*"They are not of the world, just as I am not of the world."*  
(John 17:16).

## Activity A - Transfiguration Mask

### Materials

- 1 Activity Sheet per child, enlarged and photocopied or mounted on cardboard.
- Yellow cellophane or gold foil paper.
- Glue.
- Masking tape.
- Scissors.
- 1 piece of dowel (approx. 30cm long) per child.
- Colouring pencils/felt pens.

### Steps

#### At Home

- Glue cellophane to the blank side of the Activity Sheet.

#### In Class

- The children cut around the outline of the face. Cut out the eyes and mouth.
- Tape the piece of dowel to the back of the mask.
- The children colour/decorate the mask.
- The children turn the mask around to show the transfigured face shining like the sun.



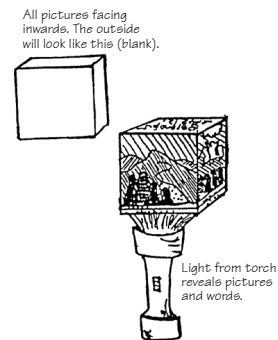
## Activity B - Transfiguration Cube and Torch

### Materials

- 1 Activity Sheet per child.
- Scissors.
- Glue.
- Torch.
- Pens.
- Bibles.

### Steps

- Teacher reads the questions below one at a time, out loud.
- The children look up the verses, find the answers and write them on the lines provided under each picture on the Activity Sheet.
- When all the answers have been completed, the children can cut out the total shape, cutting along the solid lines.
- Fold along the dotted lines.
- Glue along the folded parts and put the cube together with all the pictures facing inwards. (The outside will be blank).
- Shine a torch up into the cube to see the pictures and what is written on the top.
- As in the story, it takes the light to shine on the pictures to see them, just as God's light showed the disciples what was really on the mount.



### Questions and Answers

Who were the three disciples Jesus brought up the mountain? (Matthew 17:1). [Peter, James and John.]

(a) Jesus was transfigured before them. His face shone like the sun, and His clothes became as white as the light, and two other people appeared and talked with Him. Who were they? (Matthew 17:3). [Moses and Elijah.]

(b) Peter, James and John wished to make three tabernacles, but suddenly a bright cloud overshadowed them. If a torch is shone at the back of the words printed backwards on your Activity Sheet, you can read aloud what the voice from the cloud said. Who said this? [God.]

Peter, James and John fell on their faces greatly afraid – but Jesus came and touched them. What did Jesus say to them? (Matthew 17:7). [Arise, do not be afraid.]

When they arose they only saw Jesus and as they came down the mountain Jesus told them to tell everyone what they had seen. True or False? [False.]


# The transfiguration

## Activity A – Transfiguration Mask



# The transfiguration

## Activity B – Transfiguration Cube and Torch





# A boy is healed

Matthew 17:14-21;

Mark 9:14-29;

Luke 9:37-42

## Storyline

When Jesus came down from the Mount of Transfiguration, He found His disciples arguing with some scribes. A man told Jesus that his son had been filled with an unclean spirit since childhood and that the disciples couldn't help him. The man asked Jesus to help his son. Jesus said if he could believe, everything was possible. Jesus commanded the unclean spirit to come out of the boy and not to enter into him anymore. Jesus took the boy by the hand and as He lifted him up, he was restored. The disciples asked Jesus why they couldn't cast out the unclean spirit and He told them some kinds could only be expelled by prayer and fasting.

## Suggested Teaching Approach

Ask questions like "Does God tell lies?" or "What makes God happy?" or "Does God take back what He has given?" and explain why, for yes/no answers.

Read the Scripture references and discuss.

## Theme One

### "Nothing is impossible with God"

When there is a problem worrying us, it is important to tell Jesus about it in prayer. Then we can trust Him for the answer, as nothing is too hard for the Lord. Even though, like the boy's father, we might have just a small amount of faith, it will continue to grow as we learn to trust God.

### Key Thought

Jesus said that all things are possible if we believe, so we should not let difficult problems trouble us. The Lord is able to do mighty things.

### Aim

To encourage the children to believe the Lord will hear and answer their prayers according to His will.

### Memory Verse

*"All things are possible to him who believes." (Mark 9:23).*

## Theme Two

### "God's word has authority"

When Jesus cast out the unclean spirit, it did not enter into the boy again as soon as Jesus was gone. In fact, it never worried the boy again. God's word has authority which compels everything in the universe to obey it. All authority was given to the Lord Jesus and even the wind and waves, sickness and demons obeyed Him.

### Key Thought

God's word is more than just powerful. It has authority and regulates all things in heaven and earth.

### Aim

To show the children that when God does something in their lives it is forever and, provided they are obedient, they should not be afraid of losing it at some future time.

### Memory Verse

*"All authority has been given to Me in heaven and on earth." (Matthew 28:18).*

## Activity A - Cut and Paste

### Materials

- 1 Activity Sheet per child and 1 spare piece of A4 paper.
- Scissors.
- Glue.

### Steps

- Have the children cut out the squares and try and put the story in the right order.

MIRACLE AT THE MOUNTAIN by Samuel Snoop	a humble man with a radiant face.
A large crowd gathered near the mountain.	Summing up the situation, He rebuked
Suddenly, there was panic!	the demon and the boy was immediately
A young man began to run amuck, screaming	and miraculously healed.
and throwing himself to the ground.	There was much amazement from
The disciples tried to calm him by praying	the crowd and the disciples.
and laying hands on him, but to no avail.	The disciples asked, "Why couldn't we cast him out?"
Then, along came a man called Jesus,	Jesus replied it was because of their unbelief.

## Activity B - Faith and Unbelief Game

### Materials

- 1 packet of lollies and enough 'faith' and 'unbelief' cards to provide between 2 and 4 cards per child.

### Steps

#### Before Class


- Write on the 'faith' and 'unbelief' cards examples of each from those listed, or think of your own.

#### Faith

- Believing God will gladly forgive you when you confess and forsake your sins.
- Believe the Lord for an unsaved friend.
- Pray when you are afraid.
- Trusting in God's help at exam time.
- Pray and believe for healing when sick.
- Pray and believe for others to be healed.
- Trusting God if you have problems with a friend.
- Trusting the Lord to change your bad habits into good ones.
- Prayer for the leaders of our country.
- Prayer for Christians in other countries.

#### Unbelief

- Fear of the dark.
- Unable to confess sin and ask God for forgiveness.
- Thinking God won't forgive you when you have sinned.
- Not praying when you are worried.
- Thinking God will not love you if you're naughty.
- Being greedy and not sharing with others.
- Disobeying parents.
- Often deliberately annoying brothers or sisters.
- Unable to share our faith with others.
- Not wanting to make the effort to be a friend to the new classmate at school.



#### In Class

- Give each child one lolly which represents the faith they have when they first believe. They are not to eat it until the end of the game. Explain that the aim of the game is to see what happens to their faith (lollies) as they use it.
- Shuffle well the pack of 'faith' and 'unbelief' cards and place the pack upside down.
- Each child picks a card in turn and explains why it is faith or unbelief. Discuss the meaning of any unfamiliar words.
- Each faith card can be swapped for another lolly. Remember to tell them they can't eat it just yet.
- With every two unbelief cards that the children accumulate, they must hand back one lolly.
- Explain to the children that the game will finish at ... (time) and then tell them we will see what happened to their faith and why? After that they can eat the lollies.

# A boy is healed

## Activity A – Jumbled Newspaper Story

**Oops! Tom, the new office boy of the Daily Epistle newspaper, has by mistake, shredded a scoop story. He has managed to salvage all the pieces, but did not have time to put them together. That's your job!!**

and miraculously healed.

Suddenly, there was panic!

the crowd and the disciples.

a humble man with a radiant face.

Summing up the situation, He rebuked

MIRACLE AT THE MOUNTAIN by Samuel Snoop

The disciples asked, "Why couldn't we cast him out?"

A young man began to run amuck, screaming

the demon and the boy was immediately

Then, along came a man called Jesus,

A large crowd gathered near the mountain.

and throwing himself to the ground.

There was much amazement from



Jesus replied it was because of their unbelief.

and laying hands on him, but to no avail.

The disciples tried to calm him by praying

# A boy is healed

## Activity B – Faith and Unbelief Game



# The unmerciful servant

Matthew 18:21-35

## Storyline

Peter asked the Lord, “How often shall my brother sin against me, and I forgive him?” Jesus told him the story of the king who forgave his servant who owed him 10,000 talents (worth several million dollars). The servant then went to another servant who owed him 100 denarii (worth perhaps a few tens of dollars) and demanded that he pay. When asked for the time to pay the servant said “No” and had his fellow servant thrown into jail until his debt was paid. Now the king heard of this and was not pleased so he called the servant before him and told him that he was a wicked servant. He sent him to jail to serve out his full term until his debt was paid as he had shown no compassion to his fellow servant. God will do likewise if we don’t forgive our brothers and sisters their trespasses.

## Suggested Teaching Approach

Ask the children about friends falling out at school or fights with brothers or sisters. Within the class you will soon find examples of unforgiveness because they’ll say “She said ...” or “He did ...”. Then point out we have a special Bible lesson just for such situations. Read Matthew 18:21-35 and ask the children how this applies to us. Finish with prayer that we may love our enemies and forgive them.

## Theme One

### “Forgive others seventy times seven”

Sometimes when someone has done something wrong to us we think we shouldn’t forgive them because they have done the same before. Peter felt he would be very generous if he forgave someone seven times. Jesus told Peter to forgive a person seventy times seven which means to keep on forgiving them.

### Key Thought

Peter had asked how often he should forgive his brother. That’s why Jesus told the story. God forgives us again and again and we should do likewise.

### Aim

To show that the Lord forgives us every time we ask Him and so we must continue to forgive each other.

### Memory Verse

*“Even as Christ forgave you, so you also must do.” (Colossians 3:13).*

## Theme Two

### “The mercy of God”

When God starts “settling His accounts” with us, we owe Him everything. We deserve the death penalty. Instead of God being patient while we try to repay the debt we owe, He shows His mercy and love by wiping the debt out. We no longer are in debt because Jesus made the supreme payment.

### Key Thought

Just as the merciful king in the parable completely wiped out his servant’s debt, God has made the same provision for us. His own Son has repaid all that we owe by freely dying for our sins.

### Aim

For the students to know without God’s great love towards us, our sins could not be forgiven.

### Memory Verse

*“The Lord is very compassionate and merciful.” (James 5:11).*


## Activity A -Mystery Words

### Materials

- 1 Activity Sheet per child.
- Pens/pencils.

### Steps

- The children try and find the two words in the word search, then write them in the sentences below, trying to draw the letters in the same crazy style as they appear in the word square.



There are two words hidden in this crazy word square, and they fit in the gaps in the sentences below. Can you find them and write them in? Try and write them in the same crazy letter style. (The same word goes twice in the one sentence.)

If we want God to F O R G I V E us,  
we must also F O R G I V E others.

If we want God to L O V E us,  
we must also L O V E others.

## Activity B - Heart Puzzle


### Materials

- 1 Activity Sheet per child.
- Colouring pencils/felt pens.

### Steps

- The children colour the letters of the word 'forgiveness' to be left with the letter 'u' and 'n' to cross out.


**When God looks into our hearts, He wants to find forgiveness for others. Look into this heart and cross out the two letters that make this heart not right with God. Hint: if you colour in the letters of what God wants to find in our hearts, you will be left with two.**



**Others only see what we do and say,  
but God sees what is in our hearts!**

# The unmerciful servant

## Activity A – Mystery Words



There are two words hidden in this crazy word square, and they fit in the gaps in the sentences below. Can you find them and write them in? Try and write them in the same crazy letter style. (The same word goes twice in the one sentence.)

If we want God to \_\_\_\_\_ us,  
we must also \_\_\_\_\_ others.


If we want God to \_\_\_\_\_ us,  
we must also \_\_\_\_\_ others.



# The unmerciful servant

## Activity B – Heart Puzzle

**When God looks into our hearts, He wants to find forgiveness for others. Look into this heart and cross out the two letters that make this heart not right with God. Hint: if you colour in the letters of what God wants to find in our hearts, you will be left with two.**



**Others only see what we do and say,  
but God sees what is in our hearts!**

# A man born blind

John 9

## Storyline

As Jesus was on His travels, He saw a man who had been blind from birth. His disciples asked Him who had sinned - the man or his parents. Jesus told them that neither had but the reason he was blind was to show the glory of God in his life. Jesus told them that He was the light of the world. Jesus then spat on the ground, made some mud with the saliva, and put it on the man's eyes. Jesus told the man to wash in the Pool of Siloam and when he did he was able to see. His neighbours and others asked the man why he could now see and he told them exactly what Jesus did. They then took the man to the Pharisees and he told them what had happened.

## Suggested Teaching Approach

Use this story and activity to highlight the need for total obedience. This, of course, is initially tested in their ability to obey their parents. Some personal examples may be helpful.

## Theme One

### "The obedience of faith"

God can come to us with the solution to our dilemma, place His hands on us and tell us what we must do but unless we obey we receive nothing. God can do no more, for it is by our obedience that He is able to heal and save us.

### Key Thought

Through his obedience to Jesus' word, the blind man received his sight. Through our obedience to His word, we receive everything He is promising.

### Aim

For the students to understand that by our obedience to the word of God, He is able to heal and save us.

### Memory Verse

*"Obey My voice, and I will be your God, and you shall be My people." (Jeremiah 7:23).*

## Theme Two

### "Suffering as a Christian"

The man was born blind and suffered for a lot of his life. This enabled Jesus to perform a great healing and show everyone He was sent by the Father. When we experience difficulties, if we trust God, He can use them to do something wonderful in our lives that He could not have done another way.

### Key Thought

If we trust God through a difficulty, He will work all things together for our good.

### Aim

To teach the children that God allows things to happen to us which may first appear to us to be bad. However, if we continue to trust Him, He will show us His wisdom as He uses the situation to teach us and to change us.

### Memory Verse

*"It is good for me that I have been afflicted." (Psalm 119:71).*

## Activity A - Acting out of Obedience

### Materials

- The aim of this activity is to show the children the importance of obedience, even when they may not understand the reason behind what they are being asked to do.
- It is not clear why Jesus chose to heal the man in such a way, however, to receive his sight, he had to submit and follow the instructions given to him by Jesus.

### Steps

- Ask the children in your group, one by one, to go outside and collect an item, eg. a leaf, or stone, but ask each one to do something different every time, eg. walk around the building three times on the way back, or hop all the way, or sing a song on the way, etc. This is to show the children that to be obedient, sometimes means doing something they would not normally do, or perhaps doing something a different or unusual way.
- Make the instructions as hard or as easy as you wish.
- Highlight the obedience of doing **exactly** what was asked.
- If you wish, you could have some sort of prize/award for each child as they do exactly as asked.

## Activity B - Scripture Search

### Materials

- 1 Activity Sheet per child.
- Pens/pencils.
- Bibles.

### Steps

- The children read the first four Scripture references, and from them, write down what God does for us.
- They then read the next four Scripture references and write down what responses we must make to God.
- It may be helpful for them to work in pairs or groups and the teacher may need to help a little.

### Answers

- What God does for me.
  - Romans 5:6-8. Provides for my salvation.
  - II Corinthians 5:17. Makes me new.
  - John 6:44. Directs me to Jesus.
  - II Timothy 4:18. Keeps me in His way.
- What I must do.
  - Acts 2:38. Repent of my sins.
  - Acts 16:31. Trust in Jesus.
  - I John 2:3. Obey God.
  - I John 3:14. Love my brothers.

Jesus did something special for the blind man. In return, the man did as he was told and he received his sight.  
God does many things for us! What must we do in return?

What God does for Me.	What I must do.
Romans 5:6-8 _____	Acts 2:38 _____
II Corinthians 5:17 _____	Acts 16:31 _____
John 6:44 _____	I John 2:3 _____
II Timothy 4:18 _____	I John 3:14 _____

# A man born blind

## Activity B – Scripture Search

Jesus did something special for the blind man. In return, the man did as he was told and he received his sight.

God does many things for us! What must we do in return?

What God does for Me.

What I must do.

Romans 5:6-8

Acts 2:38

---

---

---

---

II Corinthians 5:17

Acts 16:31

---

---

---

---

John 6:44

I John 2:3

---

---

---

---

II Timothy 4:18

I John 3:14

---

---

---

---

*This page is intentionally blank*

# The good Samaritan

Luke 10:25-37

## Storyline

When a lawyer, trying to test Jesus, asked Him what to do to inherit eternal life, Jesus asked "What is written in the law?" The lawyer quoted from the Hebrew law, "You shall love the Lord your God with all your heart, with all your soul, with all your strength, and with all your mind, and your neighbour as yourself." Jesus told him to do this and he would live. However trying to justify himself, the lawyer asked, "Who is my neighbour?" Jesus then told the story of how a beaten, wounded Jew was rescued, cared for and paid for by a Samaritan - (the Samaritans were hated by the Jews) - after a priest and a Levite had seen him half dead and left him there. Jesus asked "Which of these three do you think was neighbour to him who fell among the thieves?" The lawyer answered, "He who showed mercy." Jesus told him to do likewise.

## Suggested Teaching Approach

Talk with children about friends and enemies. Explain the relationship between the Jews and Samaritans, noting that the Samaritans were hated by the Jews. Also talk about Levites and Priests.

Proceed with Activity A, ie. make puppets and then read the story.

Children then perform a puppet play using their characters.

Bring out the relevant theme.

## Theme One

### "Who is my neighbour?"

It is easy for us to show love for our family and friends, and even for others, if we think we are going to get something out of it (friendship, praise, recognition, prestige). But God's command to love our neighbour calls us to show genuine care for anyone in need, even those we might not naturally bother about. It requires us to give to another without any thought of getting anything back for ourselves.

### Key Thought

In showing no thought for any reward for himself, but only genuine concern for the welfare of another, the Samaritan is an example to us of the neighbourly love God is calling us to.

### Aim

For the children to understand that God's call to love our neighbour requires us to go beyond what might just come naturally.

### Memory Verse

*"Let no one seek his own, but each one the other's well-being."*  
(1 Corinthians 10:24).

## Theme Two

### "Go and do likewise"

We show that we belong to God and are seeking to walk with Him, not by behaving in a superior or religious way, but by showing to others the same love and compassion that God has shown to us. In fact, if love for others is not being expressed in the way we live, we probably are not living in true relationship with God at all, no matter how righteous we might feel.

### Key Thought

Although the priest and the Levite may have thought they were pleasing God by their self-righteous behaviour, they were really only pleasing themselves. It was the Samaritan who showed compassion for a stranger in need who truly pleased the Lord.

### Aim

For the children to understand that if our faith in God is genuine, it will show in the loving way we live.

### Memory Verse

*"But as for you, brethren, do not grow weary in doing good."*  
(2 Thessalonians 3:13).

## Activity A - Puppet Play

### Materials

- 1 or more toilet rolls per child.
- Cotton wool.
- Wool.
- Felt pens/pencils.
- Material scraps.
- Paddle pop sticks.
- Tape.
- A Sheet.
- A broom.
- 2 chairs.

### Steps

- At the beginning of the lesson give the children the materials with which to make puppets.
- Allocate each child a character (or characters depending on the number of children in your class), eg. Samaritan, Levite, priest, a man, thieves, Jesus, lawyer.
- Tell the children they have 15 minutes to make their puppet using the materials given. Once made, they tape a paddlepop stick to the bottom of the puppet.
- Read the children the story from Luke 10:25-37.
- Drape a sheet over a broom resting on two chairs to form the 'stage'.
- The children move behind the sheet and use their puppet to perform a puppet play as the teacher reads the story again.
- Discuss the story according to the chosen theme.

## Activity B - Question Sheet

### Materials

- 1 Activity Sheet per child.
- Pens/pencils.
- Bibles.

### Steps

- The children tick the correct answers or fill in the missing words.

**Tick the correct answer (some may have more than one), or fill in the missing words. Look up Luke 10:25-37 if you need help.**

<p>1. Who were God's chosen people?</p> <p><input type="checkbox"/> Canaanites</p> <p><input checked="" type="checkbox"/> Jews</p> <p><input type="checkbox"/> Samaritans</p> <p>2. The Samaritans were unpopular people with the</p> <p><input checked="" type="checkbox"/> Jews</p> <p><input checked="" type="checkbox"/> Pharisees</p> <p><input checked="" type="checkbox"/> Levites</p> <p>3. When the wounded man lay by the roadside, who came to help?</p> <p><input type="checkbox"/> The very religious leader of the church, in those days called a Pharisee.</p> <p><input type="checkbox"/> The very holy man (a Levite) who did priestly duties in the temple.</p> <p><input checked="" type="checkbox"/> The Samaritan, who was not liked by the Jews, with whom they had no dealings.</p> <p>4. A certain lawyer asked, "Teacher, what shall I do to inherit eternal life?" How did Jesus reply?</p> <p><input type="checkbox"/> Can't you see I'm tired? Stop asking Me questions.</p> <p><input checked="" type="checkbox"/> What does the law say about it?</p> <p><input checked="" type="checkbox"/> You are a lawyer. How do you read the law.</p> <p>5. Can you help fill in the lawyer's reply?</p> <p>He answered, "You shall love the Lord your God with all your <u>heart</u>, with all your soul, with all your mind, and your strength and with all your mind," and "your neighbour as <u>yourself</u>".</p> <p>6. Jesus said to the lawyer</p> <p><input type="checkbox"/> Smart man, go to the top of the class.</p> <p><input checked="" type="checkbox"/> You answered right, but now go and do it and you shall live.</p>	<p>7. The lawyer still asked, "Who is my neighbour?". Jesus answered</p> <p><input type="checkbox"/> The one who does much learning and knowing more than others.</p> <p><input checked="" type="checkbox"/> The man who, though not a priest and belonging to a people hated by the Jews, was ready to help and have mercy on the wounded man.</p> <p><input type="checkbox"/> The one who prays at all times.</p> <p>8. Can you answer who was the neighbour to the man who fell by the wayside?</p> <p><input type="checkbox"/> The Priest.</p> <p><input type="checkbox"/> The Levite.</p> <p><input checked="" type="checkbox"/> He who showed mercy on him.</p> <p>9. Jesus told the lawyer to</p> <p><input type="checkbox"/> Memorise his answer well.</p> <p><input type="checkbox"/> Pray over and over about this.</p> <p><input checked="" type="checkbox"/> Go and do likewise.</p> <p>10. What were some of the things the good neighbour did for the wounded man that the others didn't?</p> <p>He had <u>compassion</u> on him, he bandaged his <u>wounds</u>, pouring on <u>oil</u> and <u>wine</u>. He set him on his own <u>animal</u> and took him to an <u>inn</u>. On leaving the inn the next morning the Samaritan gave the innkeeper <u>two</u> denarii, asking him to take care of the wounded man until he got back, and whatever more the innkeeper may spend he would <u>repay</u> him.</p>
--	--



# The good Samaritan

## Activity B – Question Sheet

Tick the correct answer (some may have more than one), or fill in the missing words. Look up Luke 10:25-37 if you need help.

1. Who were God's chosen people?

- ☐ Canaanites
- ☐ Jews
- ☐ Samaritans

2. The Samaritans were unpopular people with the

- ☐ Jews
- ☐ Pharisees
- ☐ Levites

3. When the wounded man lay by the roadside, who came to help?

- ☐ The very religious leader of the church, in those days called a Pharisee.
- ☐ The very holy man (a Levite) who did priestly duties in the temple.
- ☐ The Samaritan, who was not liked by the Jews, with whom they had no dealings.

4. A certain lawyers asked, "Teacher, what shall I do to inherit eternal life?" How did Jesus reply?

- ☐ Can't you see I'm tired? Stop asking Me questions.
- ☐ What does the law say about it?
- ☐ You are a lawyer. How do you read the law.

5. Can you help fill in the lawyer's reply?

He answered, "You shall love the Lord your God with \_\_\_\_\_ your \_\_\_\_\_, with \_\_\_\_\_ your soul, with \_\_\_\_\_ your strength and with \_\_\_\_\_ your mind," and "your neighbour as \_\_\_\_\_ self".

6. Jesus said to the lawyer

- ☐ Smart man, go to the top of the class.
- ☐ You answered right, but now go and do it and you shall live.

7. The lawyer still asked, "Who is my neighbour?". Jesus answered

- ☐ The one who does much learning and knowing more than others.
- ☐ The man who, though not a priest and belonging to a people hated by the Jews, was ready to help and have mercy on the wounded man.
- ☐ The one who prays at all times.

8. Can you answer who was the neighbour to the man who fell by the wayside?

- ☐ The Priest.
- ☐ The Levite.
- ☐ He who showed mercy on him.

9. Jesus told the lawyer to

- ☐ Memorise his answer well.
- ☐ Pray over and over about this.
- ☐ Go and do likewise.

10. What were some of the things the good neighbour did for the wounded man that the others didn't?

He had c \_\_\_\_\_ on him, he bandaged his w \_\_\_\_\_ pouring on \_\_\_\_\_ and w \_\_\_\_\_. He set him on his own a \_\_\_\_\_ and took him to an \_\_\_\_\_ n. On leaving the inn the next morning the Samaritan gave the innkeeper t \_\_\_\_\_ denarii, asking him to take care of the wounded man until he got back, and whatever more the innkeeper may spend he would r \_\_\_\_\_ him.

*This page is intentionally blank*

# Prayer

Luke 11:1-13; 18:1-8

## Storyline

Jesus was praying one day to God, His Heavenly Father. His disciples asked Him to teach them to pray, so He taught them what we call the Lord's Prayer. He also told them they could ask for things in prayer at any time and many times. If we do not ask we do not receive. Jesus likened answered prayer to a good gift from the Heavenly Father, comparing it to what a loving earthly father can give his children. The best gift we can ask for is the Holy Spirit. The parables in Luke 11:5 and Luke 18:1-8 both teach the need for persistence and faith when we pray.

## Suggested Teaching Approach

Discuss prayer and the things that we might pray for in our families. Guard against being too specific to avoid exposing very personal issues.

Discuss Jesus' prayer to His Heavenly Father - why He needed to pray, (eg. Lazarus' death and being raised from the dead). At times He prayed all night and before the cross He prayed in the garden of Gethsemane. Bring out the idea also that we need to recognise God's answers.

## Theme One

### "In this manner, pray"

Just as the disciples wanted to know how to pray, we need to know also. The "Lord's Prayer" shows us the importance of praise, thanksgiving, forgiveness and asking for the things we need.

### Key Thought

The Lord taught the disciples this prayer as a pattern, not so that they could just repeat the words in a meaningless way.

### Aim

To teach the children to pray with confidence, knowing in our hearts that God is indeed our Father who loves us.

### Memory Verse

*"Continue earnestly in prayer, being vigilant in it with thanksgiving." (Colossians 4:2).*

## Theme Two

### "God gives us what we need"

The things of the kingdom are freely available for the asking. However, God does not always answer prayer immediately. We should keep praying, knowing He will answer in due course. This could be for healing or for a gift of salvation for loved ones.

### Key Thought

Just as the unjust judge acted for the widow, so will God act for us as we pray. He may delay the answer.

### Aim

To teach the children to ask, believing God will answer their prayers.

### Memory Verse

*"Men always ought to pray and not lose heart." (Luke 18:1).*

## Activity A - Choosing the Right Word for the Meaning

### Materials

- 1 Activity Sheet per child.
- Pens/pencils.

### Steps

- The children try and match the words from the Lord's Prayer with the correct meaning.

### Answer

- Father - God
- Heaven - The abode of God and the angels
- Hallowed - Sacred or holy
- Kingdom - Eternal sovereignty of God
- Will - Deliberate choice of action
- Bread - Necessary food
- Trespasses - Sins
- Temptation - A desire to do something
- Deliver - Rescue
- Evil - Morally wrong or bad

Listed below are ten words from the Lord's Prayer.

Choose from the words in the shapes what you think each word means and write your choice beside that word.

#### Father

#### Heaven

#### Hallowed

#### Kingdom

#### Will


#### Bread

#### Trespasses

#### Temptation

#### Deliver

#### Evil



## Activity B - Prayer Chart

### Materials

- 1 Activity Sheet per child.
- Pens/pencils.

### Steps

- Have the children fill out the Activity Sheet as the headings instruct. Some children may need help to know what to pray for. Remind them to pray according to God's will and not selfishly and also to keep praying until God answers.

This is your prayer chart. After you have filled it in, place it on the fridge or in your room where you can see it. Keep praying even if it seems the answer is taking a long time. Remember, God does answer our prayers, but not always as we think He should.

Date	Prayer Request	How do you think God will answer your prayer?	How did God answer your prayer?

# Prayer

## Activity A – Choosing the Right Word for the Meaning

Listed below are ten words from the Lord's Prayer.  
Choose from the words in the shapes what you think each word means and write your choice beside that word.

**Father**

**Heaven**

**Hallowed**

**Kingdom**

**Will**

**Bread**

**Trespasses**

**Temptation**

**Deliver**

**Evil**

Deliberate  
choice of  
action

God

Eternal  
sovereignty  
of God

Sacred  
or holy

Necessary  
food

The  
abode  
of God  
and the  
angels

A  
desire  
to do  
something

Sins

Morally  
wrong or bad

Rescue

# Prayer

## Activity B – Prayer Chart

# Prayer

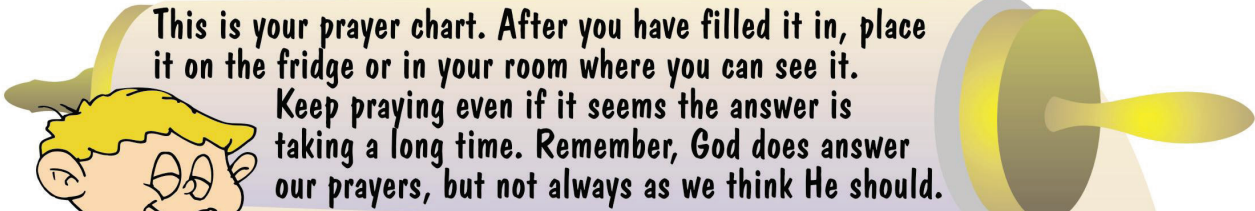
## Activity B – Prayer Chart

This is your prayer chart. After you have filled it in, place it on the fridge or in your room where you can see it. Keep praying even if it seems the answer is taking a long time. Remember, God does answer our prayers, but not always as we think He should.

This is your prayer chart. After you have filled it in, place it on the fridge or in your room where you can see it. Keep praying even if it seems the answer is taking a long time. Remember, God does answer our prayers, but not always as we think He should.



This is your prayer chart. After you have filled it in, place it on the fridge or in your room where you can see it. Keep praying even if it seems the answer is taking a long time. Remember, God does answer our prayers, but not always as we think He should.



# The raising of Lazarus

John 11:1-44

## Storyline

Martha and Mary asked Jesus to help their brother Lazarus who was very ill in Judea. Yet even though He loved them very much, He delayed going for two days. He told His disciples that the illness would glorify God and Himself. When He arrived, Martha said, "Lord, if You had been here, my brother would not have died." Jesus told her, "I am the resurrection and the life ... Do you believe this?" She said, "Yes, Lord, I believe ...". When Jesus saw Mary and the Jews weeping, Jesus was greatly moved in spirit and wept. Then He commanded the stone to be taken away from the burial cave and gave thanks to His Father so that many standing by would believe that God had sent Him. He called loudly for Lazarus to come out. He came out of the tomb still wrapped in burial cloth and Jesus told the people to assist in unravelling him, which they did.

## Suggested Teaching Approach

Discuss some other examples of how God acted in a way unexpected by those who needed His help.

eg.

- The Israelites when surrounded by the Egyptian army - God parted the Red Sea;
- Naaman's healing - bathed 7 times in the river;
- The coming of our Saviour and Lord - as a baby.

## Theme One

### "Jesus is the resurrection and the life"

The Lord Jesus Christ has control of life and death. His promise to Martha, and to those who know Him as Lord, is that we have life eternally in Him, even though we may die physically.

### Key Thought

Jesus is more powerful than death. True belief in Him means He gives us His spiritual life which goes beyond physical death.

### Aim

To help the students understand that the Lord's life in us is not ended by physical death.

### Memory Verse

*"I am the resurrection and the life. He who believes in Me, though he may die, he shall live." (John 11:25).*

## Theme Two

### "The Lord is compassionate and merciful"

The Lord understands our feelings and cares for us at all times. When we are sad, He desires to comfort us. When we feel alone, He desires to be our friend. He understands us because He has experienced life as a man. He has compassion on our frailty and treats us mercifully.

### Key Thought

Jesus sympathises with our weakness. He also was tempted, yet was without sin.

### Aim

To reinforce the knowledge that the Lord is vitally interested in, and cares for, each of His children.

### Memory Verse

*"But when He saw the multitudes, He was moved with compassion for them." (Matthew 9:36).*




## Activity A - Cut Out

### Materials

- 1 picture of the tomb scene from the Activity Sheet per child.
- 1 'rock' from the Activity Sheet per child.
- Scissors.
- Stapler/glue.
- Colouring pencils/felt pens/crayons.

### Steps

- Colour in the picture and the rock.
- Cut out the rock.
- Staple or glue the rock on the right side of the picture to cover Lazarus.
- Write the answer to the question into the talking bubble.
- Fold the rock back to reveal Lazarus.



## Activity B - Play

### Materials

- Copies of the play from the Activity Sheet.
- Towels to make turbans (headpieces).
- Garbage bag filled with cushions (the rock in front of the tomb).
- Toilet paper (bandages for Lazarus).
- Dressing gowns (for clothes).
- Handkerchiefs (for Mary and Martha).

### Characters

- Jesus
- Lazarus
- Messenger
- Mary
- Disciples
- Martha
- Jews


### Steps

- Select the characters and have them dress up in the clothes provided.
- Act out the play.
- Repeat it swapping roles around if time permits.

# The raising of Lazarus

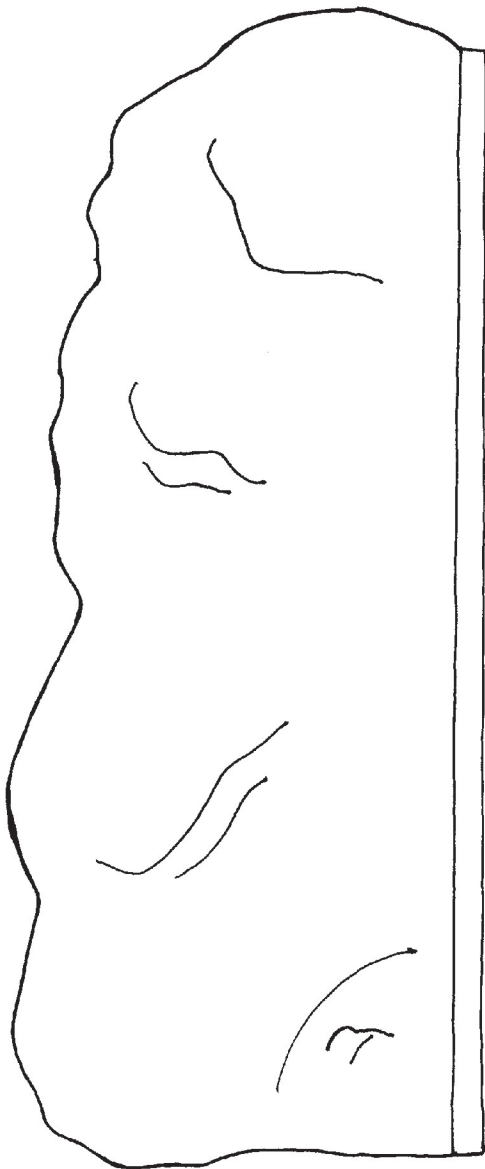
## Activity A – Cut Out

What did Jesus say to Lazarus? (John 11:43)

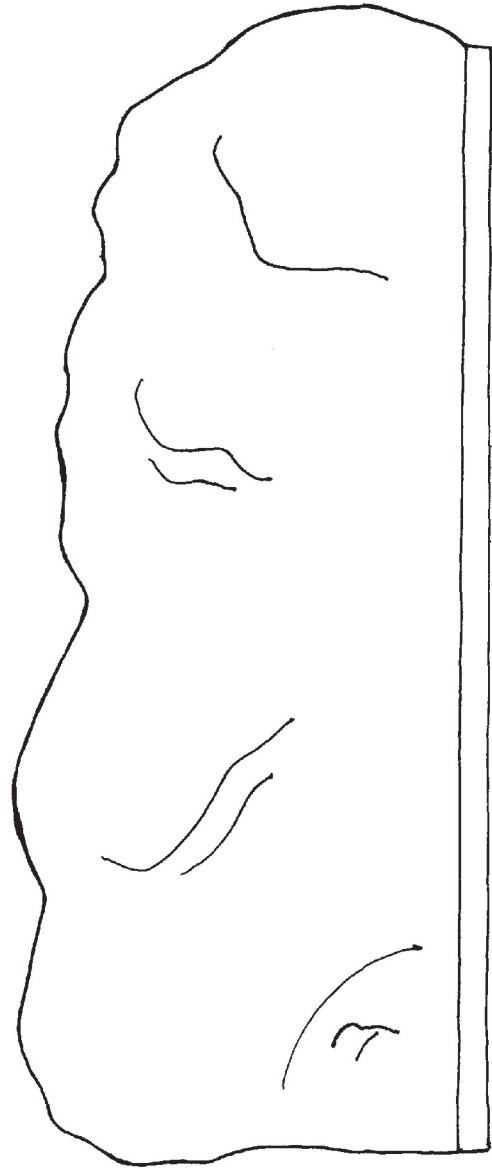


# The raising of Lazarus

## Activity A – Cut Out



Staple this side.



Staple this side.

# The raising of Lazarus

## Activity B – Play

**Messenger:** Mary and Martha sent me to tell you that their brother Lazarus is sick.

**Jesus:** This sickness will glorify Me and help people believe in Me. I will come soon.

**2 days later ...**

**Jesus:** Let us go to Judea.

**Disciples:** Let us go too.

**Martha:** Lazarus has been dead four days.

**Jews:** It's okay Mary and Martha.

**Martha:** Lord, if you had been here, Lazarus would not have died.

**Jesus:** Your brother Lazarus will rise again.

**Martha:** I know he will rise again.

**Jesus:** I am the resurrection and life. If you believe in Me you will not die but live!

**Martha:** Yes Lord, I believe this. I'll go and get Mary.

Mary, Jesus is here.

**Mary:**

(Kneeling & crying) Lord, if you had been here my brother Lazarus would not have died.

**Jesus:** Where is Lazarus?

**Mary & Martha:** Over here.

**Jesus:** Take away the stone.

**Mary & Martha:** But Lazarus has been dead four days - it will smell!!

**Jesus:** Just believe Me.

**Jews move away the stone.**

**Jesus:** Lazarus, come out!

**Mary & Martha:** Wow! Lazarus is alive.

**Lazarus:** Thank you Lord for making me whole.

**Jews & Disciples:** Wow! Lazarus is alive. Let us go and tell everyone the good news!

*This page is intentionally blank*

# The lost sheep, coin and son

Luke 15

## Storyline

Jesus showed the religious leaders the importance of sinners finding repentance and the great joy this brings, by telling them three parables:

1. A man who had 100 sheep and lost one, searched until he found it. On returning home, with a joyful heart, he told his friends of his great find. There is more joy in heaven over one sinner who repents than the 99 just persons who think they're righteous.
2. The lady who had ten silver coins. When she lost one, she sought diligently until she found it. She said to her neighbours, "Rejoice with me, I have found the piece which I lost!"
3. A man had two sons. The younger requested his inheritance and left. He led a sinful life and spent all his inheritance. To survive, he worked feeding pigs and even ate their scraps. When he came to his senses, he decided to return to his father's house. His father was looking for him and ran and greeted his son, and put on a great feast. His older brother was jealous and angry at his return. The father encouraged him to join in the joyous occasion, and said, "Your brother was dead and is alive again, and was lost and is found."

## Suggested Teaching Approach

Teacher could hide an appealing treat and have children discover the lost item. Open discussion on whether children have ever lost anything and how they felt if and when it was found.

General discussion around 'reactions'. When a friend or a relative finds something that they had lost, we share in the happiness of that person. Do our parents have to speak to us about being happy and joining in the joy of family, or are we sometimes grumpy because we think things are unfair?

## Theme One

### "Jesus came to save those who are lost"

God's great love is not just for mankind as a whole, but for each individual, no matter how undeserving. In the person of His Son, He has given everything to seek each individual out, and bring them back from their state of being lost, in order to be found in Him, in His household.

### Key Thought

From these parables we see that God's love reaches out to each individual in order to bring us to repentance and salvation.

### Aim

For the children to appreciate God's love for them, and for all of mankind.

### Memory Verse

*"I did not come to judge the world but to save the world."*  
(John 12:47).

## Theme Two

### "God's desire is for many sons"

Jesus came to the Earth and died on the cross that everyone might become a son of God.

### Key Thought

Just as the shepherd went out in search of the one lost sheep, so Jesus searches all the time until He finds His lost sheep.

### Aim

For the children to understand that God doesn't stop looking for each precious one who is lost.

### Memory Verse

*"Rejoice with me, for I have found my sheep which was lost!"*  
(Luke 15:6).




## Activity A - Maze - The Lost Sheep

### Materials

- 1 Activity Sheet per child.
- Pens/pencils.

### Steps

- The children try and find the way through the maze from the shepherd to the sheep.



## Activity B - Remember the Missing Object

### Materials

- A tray with coins and quite a few other small objects on it.

### Steps

- Give the children a good look at the tray and ask them to try and remember what things are on it.
- Take the tray out of sight of the children and take one object from the tray and rearrange the other objects.
- Bring the tray back and see if the children can work out which object is missing.
- Repeat the Activity as many times as you have time for.
- You may like to have small prizes for when the children guess correctly.


# The lost sheep, coin and son

## Activity A - Maze



The shepherd has lost his sheep.

Can you help him find his way through to it?



*This page is intentionally blank*

# Attitudes of a servant

Matthew 20:1-16;

Luke 17:5-10;

John 13:1-17

## Storyline

1. A landowner hired some labourers to work in his vineyard and agreed to pay them one denarius (worth \$80 in our day) for their day's labour. Others were hired at midday and others later in the afternoon. Those who worked all day complained about receiving the same wage as the others, but the landowner said, "Did you not agree with me for a denarius?" It was his business how he managed his finances. Jesus said, "The last will be first, and the first last. For many are called, but few chosen."
2. A servant is not finished and cannot rest until his lord is satisfied. After doing everything that is expected of him, he is still just an unprofitable servant having done his duty.
3. As an example to His disciples, Jesus took a towel and water and washed his disciples' feet. Although Peter objected, Jesus explained to His disciples that if their Teacher washed their feet, they ought to wash each other's feet. The servant is not greater than the master.

## Suggested Teaching Approach

As there are three separate stories involved, the teacher can choose any one. We have provided a theme on two of these.

The attitudes that the Lord desires in us should then be brought out, particularly discussing how we are servants.

Activity 1 - colouring the three stories and filling in the words could conclude the lesson.

## Theme One

### "Our work is to do God's will"

As a Christian, our life is that of a servant, whose heart it is to serve and satisfy Christ. It is our true response to His Lordship in our life. It is of no concern to us how long or how difficult our labours are, rather the attitude with which we serve. Some people serve the Lord for fifty years or more and some suffer much in serving the Lord. Others are saved late in life and only serve Him for a few years. Each shall receive their reward.

### Key Thought

The gift of God is eternal life. All who have been saved will inherit eternal life as a gift from God and God will reward each as He chooses.

### Aim

To help the children understand that we don't serve the Lord with a thought to what we will receive in return. Rather, the Lord, in His grace and mercy, gives the gift of eternal life as His reward to those who love and serve Him.

### Memory Verse

*"Be ready for every good work." (Titus 3:1).*

## Theme Two

### "Servants, serve one another"

Jesus was the Teacher. The disciples were His followers, His servants. Yet Jesus, in washing the disciples' feet, was doing the task of a servant. Jesus said to them that if He, the Master, could serve them, surely they should serve each other. So surely we should serve one another.

### Key Thought

By washing the disciples' feet, Jesus encouraged them to also wash each others' feet. Jesus desires that His followers should have kind and giving hearts one to another - to serve and care for each other.

### Aim

For the children to see their Christian life as one of serving each other.

### Memory Verse

*"You also ought to wash one another's feet." (John 13:14).*


## Activity A - Complete the Words

### Materials

- 1 Activity Sheet per child.
- Pens/colouring pencils/felt pens.

### Steps

- The children fill in the missing letters in the words, and colour the picture.



## Activity B - Letter for a Job

### Materials

- 1 Activity Sheet per child.
- Pens/pencils.

### Steps

- The children write to Jesus applying for a job as His servant.

Write a letter to Jesus applying for a job as His servant. Tell Him what you would do to be a good servant. Try to mention three ways you would serve Him. Don't forget to sign your name.

Date: \_\_\_\_\_

Dear Jesus,

\_\_\_\_\_

\_\_\_\_\_

\_\_\_\_\_

\_\_\_\_\_

\_\_\_\_\_

\_\_\_\_\_

\_\_\_\_\_


\_\_\_\_\_

\_\_\_\_\_

Love, \_\_\_\_\_

# Attitudes of a servant

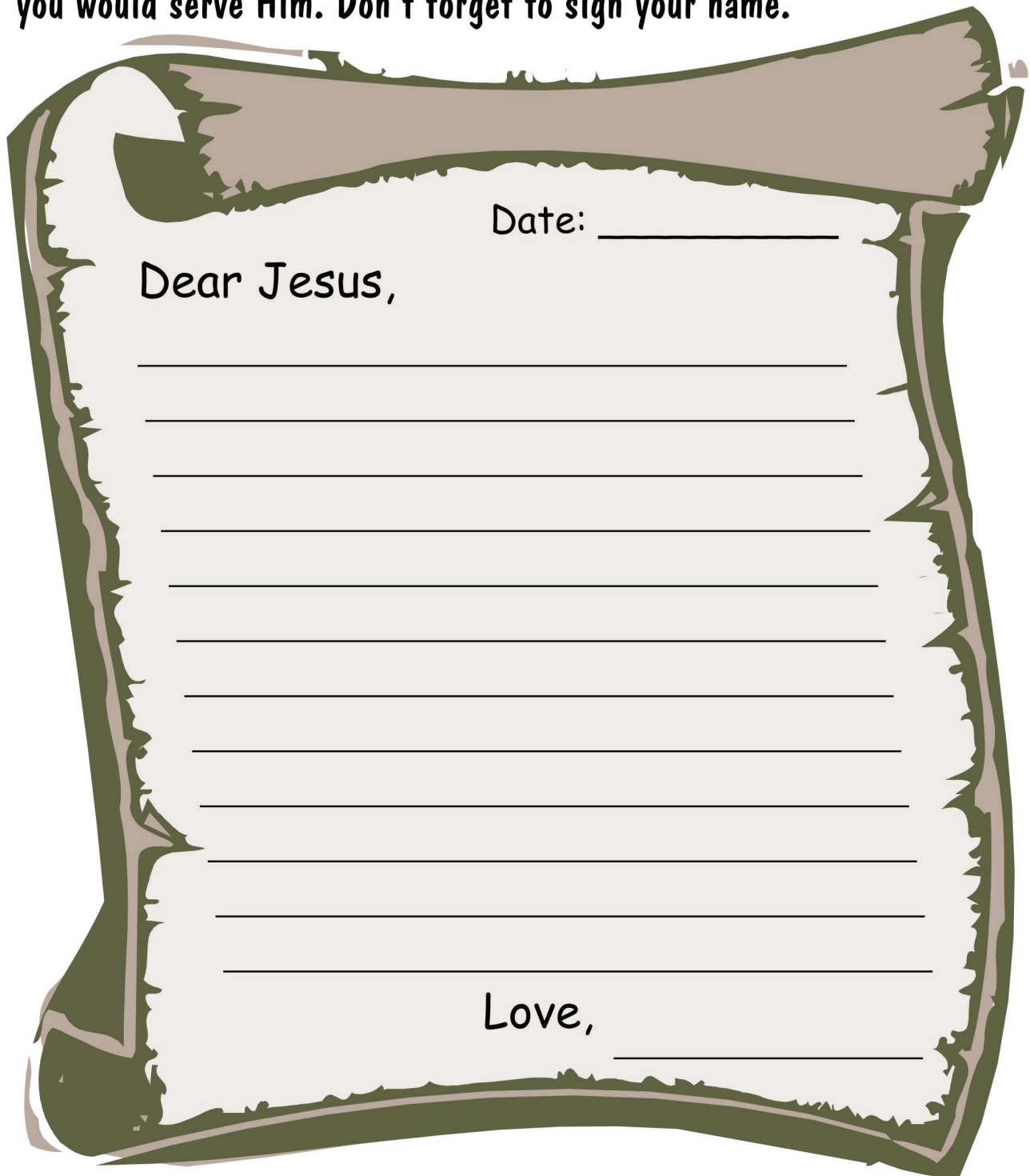
## Activity A – Complete the Words



# Attitudes of a servant

## Activity B – Letter for a Job

Write a letter to Jesus applying for a job as His servant. Tell Him what you would do to be a good servant. Try to mention three ways you would serve Him. Don't forget to sign your name.



Date: \_\_\_\_\_

Dear Jesus,

\_\_\_\_\_

\_\_\_\_\_

\_\_\_\_\_

\_\_\_\_\_

\_\_\_\_\_

\_\_\_\_\_

\_\_\_\_\_

\_\_\_\_\_

\_\_\_\_\_

\_\_\_\_\_

\_\_\_\_\_

\_\_\_\_\_

\_\_\_\_\_

Love, \_\_\_\_\_



# The marriage of the king's son

Matthew 22:1-14

## Storyline

Jesus told a story of a king who gave a wedding feast for his son and invited many guests. However, some guests were too busy with their farms or businesses and others mistreated or killed the servants sent to invite them. The king became very angry and destroyed the city where these people lived. Then the king sent his servants to the highways to invite everyone, good and bad alike, to come to the feast until the hall was filled. When the king came to see the guests, he saw a man not wearing a wedding garment and questioned how he got in. The man was speechless and the king ordered him to be thrown into outer darkness. Jesus told this story to illustrate that many are invited to the kingdom of heaven.

## Suggested Teaching Approach

Re-tell the story in two parts:

The invitation - enact the "choices" game, highlighting the invitation of the servants.

Wedding garment - play "Spot the Difference" game, then ask the follow-up questions highlighting the king's rejection of the man at the wedding who was dressed differently.

## Theme One

### "Many are called but few are chosen"

God has invited us to come and participate in His life and share in the joy of His kingdom. What will be our response to God's wonderful invitation? We are not compelled to come - it is an invitation which we either accept or reject - it is our choice.

### Key Thought

Just as the king invited whoever His servants could find to his son's wedding, so God invites us all. We accept His invitation by repenting, believing and living in the Lord Jesus Christ.

### Aim

To help the children understand that if we reject God's invitation then we are excluded from His kingdom. If we should accept, God will want to change us daily so we can be ready for His Son's coming.

### Memory Verse

*"For many are called, but few are chosen." (Matthew 22:14).*

## Theme Two

### "Clothed with righteousness"

We may think we can dress ourselves in life, by being nice, hard working, kind, good people. These good things are, however, still not good enough clothes to wear at Jesus' wedding feast. The Bible says these things are like wearing filthy rags. We need to be clothed with God's righteousness.

### Key Thought

The man without the wedding garment thought his own clothes were good enough. We may think our own righteousness is good enough, but we need the righteousness which comes from believing in Christ.

### Aim

That the children understand that their daily walk with Christ in obedience, faith and repentance, prepares them for His kingdom.

### Memory Verse

*"Let Your priests be clothed with righteousness." (Psalm 132:9).*

## Activity A - Spot the Difference

### Materials

- Tray with items on it (eg. kitchen utensils, tool/comb).
- Cover (eg. tea towel).
- 1 piece of paper per child.
- Pens/pencils.

### Steps

#### Before Class

- Prepare a tray with approximately 15 items of the same type, eg. small kitchen utensils. Add one item which is different, eg. spanner, comb.

#### In Class

- Show the children the tray for 10-15 seconds and cover it up.
- Ask them to write down on their piece of paper the items on the tray.
- See if they can identify the item that is different and ask them these questions:
  - Why was it different? (Answer: It wasn't the same type as the others and didn't belong.)
  - Would you be able to leave it and use it with the other items? (Answer: No, you would have to take it away. It belonged in another place!)

## Activity B - Crazy Invitations

### Materials

- Photocopy of Crazy Invitation to the marriage of Christ to His Bride, the Church.
- Some blank invitation card (use quality paper formatted in proper invitation style).
- Stickers etc for decoration.

### Steps

- Read the Crazy Invitation with the class.
- Discuss the mistakes and decide together what the invitation should say.
- Have children design and decorate their own invitation.



# The Marriage of the king's Son

## Activity B – Crazy Invitations



*This page is intentionally blank*

# The ten lepers

Luke 17:11-19

## Storyline

Ten lepers stood some distance from Jesus and called asking Him to have mercy on them. Jesus told them to go and show themselves to the priest and as they turned to do what He commanded, they were healed of their leprosy. However, one leper out of the ten turned back and fell down at Jesus' feet to say thank you. Jesus blessed the leper and told him that his faith had made him well.

## Suggested Teaching Approach

It is important for children to learn to be thankful.

Suggested questions for discussion:

- Ask children to name the things for which they need to remember to be thankful - eg. family, home, health, friends etc. Do they take these for granted?
- How would they feel if these were taken away?
- How do they feel inside when they are unthankful or never happy with what they have - cranky, discontent, envious etc.?
- Can they be thankful, even when things aren't going well?

Encourage the children firstly to be thankful for what they do have and many blessings will be added.

## Theme One

### "Giving glory to God"

There was only one leper who thought to come back and glorify Jesus because he had been healed. Remember to be thankful in everything, otherwise we become dissatisfied with what we have and will be unhappy. Other people notice when we are content with what we have, rather than wanting something better.

### Key Thought

To have an unthankful heart makes us unhappy and envious of others. To have a thankful heart is a blessing to others.

### Aim

To show the children that all that we have is from God, and He always gives good gifts. We should remember to say thank you for everything He gives.

### Memory Verse

*"In everything give thanks; for this is the will of God."*  
(1 Thessalonians 5:18).

## Theme Two

### "As they went, they were healed"

The lepers were healed because of their faith and not because they were good or had done anything special. When we ask God for something, He doesn't do it as a reward, but because He loves us and wants to give us good things. God wants us to ask Him first like we would our own Mum or Dad. We need faith to ask God and faith to know that He will answer.

### Key Thought

God answers our prayers because we have faith in Him and know that He is able to do it. He does this, not to reward us, but because He loves us and freely gives to us.

### Aim

For the children to know that they do not have to earn the things God gives them. He pours out His goodness abundantly to those who love Him.

### Memory Verse

*"And so it was that as they went, they were cleansed."* (Luke 17:14).

## Activity A - Picture Story - The Thankful Leper

### Materials

- 1 of each 2 Activity Sheets per child, photocopied or mounted on cardboard.
- Colouring pencils/crayons.
- Scissors.
- Glue.

### Steps

- Colour the men and the picture.
- Cut out the men.
- Cut along the dotted lines.
- Slot the men into the slits.
- The children write in the answer to the question at the bottom of the sheet.



What did the one leper do when he was healed?

Luke 17:15-16

Returned to say  
Thank-you



## Activity B - Thankful Hearts Poster

### Materials

- Old magazines.
- Scissors.
- Large sheet of cardboard.
- Black marker.
- Glue.

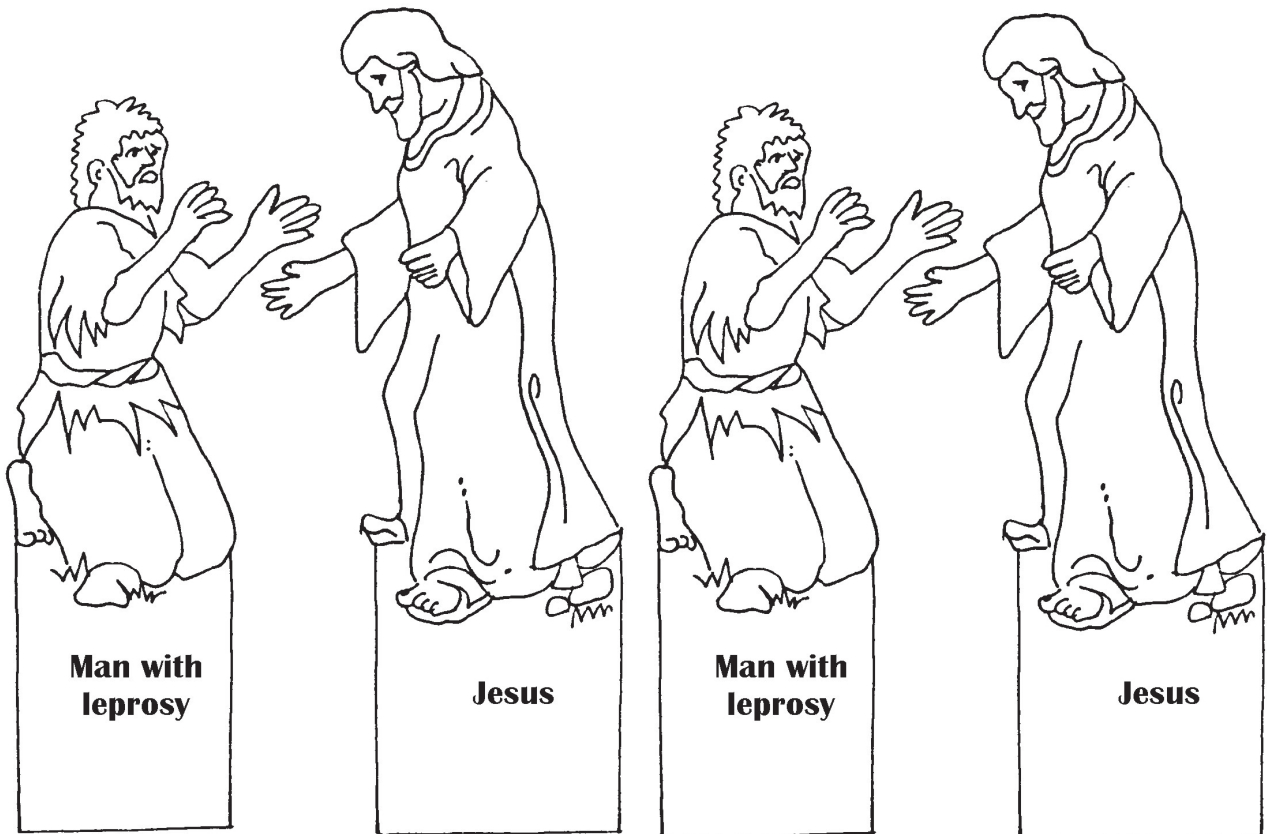

### Steps

- The children may work together as a class group or in pairs on this Activity.
- Cut out pictures from old magazines of things that you are thankful for, eg. family, food, pets, etc.
- Have the children discuss some of the things they are thankful for as they work.
- Children glue the pictures onto a large sheet of cardboard.
- Print Memory Verse 1 for this lesson on the front of the poster.



# The ten lepers

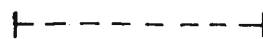
## Activity A – Picture Story – The Thankful Leper





# The ten lepers

## Activity A – Picture Story – The Thankful Leper



**What did the one leper do when he was healed?**  
**Luke 17:15-16**



# The ten virgins

Matthew 25:1-13

## Storyline

Jesus explained that the kingdom of heaven is like ten virgins - five wise and five foolish - who went out to meet the bridegroom. Five virgins took extra oil for their lamps - they were wise. Five were foolish and had no extra oil. When the bridegroom was delayed, the virgins slept. At midnight when he arrived, the five foolish virgins had to go and buy oil as the wise virgins didn't have enough for the foolish virgins as well as themselves. Having returned, the five foolish virgins found that the wise virgins had gone in with the bridegroom to the wedding and the door had been closed. When they cried out to the bridegroom, he said he didn't know them. Jesus said no one knows the hour or the day when the Son of Man is coming, so be watchful.

## Suggested Teaching Approach

Compare marriages in Jesus' time to those of today - explain who the virgins were (bridesmaids).

Tell the story using Theme 1.

Activity B - the game - could then be played, with the children reading the instructions in each square and looking up the Scriptures selected (where necessary any difficult verses could be explained by the teacher).

## Theme One

### "Oil for the lamps"

Our lives are busy, and there are many things to occupy our time. Jesus, in this parable, gives us a warning to "watch" because we do not know when the Son of Man will come. In the midst of our busy lives, we must be ready to meet Christ Jesus. The Lord is the Bridegroom coming for the wedding. No one knows when Christ will come. We need to ensure that we are prepared for His coming. We need to be filled with the Spirit. Oil is a symbol of the Holy Spirit in the Bible.

### Key Thought

To emphasise the need to be prepared, at all times, for the coming of the Lord, by ensuring we have the fullness of the Lord's life in us, now.

### Aim

To encourage the students to be prepared for Christ's coming.

### Memory Verse

*"Therefore be serious and watchful in your prayers." (1 Peter 4:7).*

## Theme Two

### "Be filled with oil"

The ten virgins were divided into two groups. One group was wise and the other group was foolish. At the beginning of His teaching, Jesus spoke about a wise man and a foolish man. The wise man knew that one day a storm would come, so he built his house on the rock. The foolish man did not prepare for trouble and he built his house on sand. Jesus said the wise man was like someone who hears His word and obeys. The foolish man also hears His word, but he does not obey. In today's story, no doubt the virgins were warned that they might have to wait a long time for the bridegroom to come. Some prepared for this and some did not. We need to make sure we are prepared for whatever life may hold for us.

### Key Thought

We need to be wise and be prepared for whatever life holds. The way to prepare is to listen to what the Lord says and be obedient to it.

### Aim

To teach the students about the importance of heeding God's word by listening to those who care for us.

### Memory Verse

*"Let the word of Christ dwell in you richly in all wisdom" (Colossians 3:16).*

## Activity A - Mobile

### Materials

- 1 Activity Sheet per child, photocopied or mounted on cardboard.
- Scissors.
- Glue.
- Hole punch.
- 1 paper plate per child.
- Stapler.
- String (approx. 50 cm) per child.


### Steps

#### At Home

- Make a small hole where indicated on the center one of the wise virgins, and another hole in the same spot on the foolish virgins.
- Mark a cutting line on the paper plates from the center to the outside edge.

#### In Class

- The children may like to colour the lamps in the hands of the wise virgins to accentuate them.
- Cut out around the set of wise virgins and the set of foolish ones.
- Cut along the line indicated on the paper plate and overlap the edge by about 8 cm. Staple it in place to form a “cap” shape.
- Punch a small hole in the highest point of the cap and pass the string through from underneath, making a loop and securing it.
- To assemble the mobile, thread the string through the wise virgins drawing and knot it, then attach the remaining string to the second drawing.
- Cut out the “Keep the oil of the Holy Spirit burning in your heart” label and glue or staple it onto the cap.



## Activity B - Board Game

### Materials

- 1 Activity Sheet of the game enlarged to A3 and mounted on cardboard.
- 1 Activity Sheet of the Scripture references.
- Different coloured buttons.
- Dice.
- Red pencil or pen for drawing mouths.
- 2 containers – 1 marked ‘wise’ and 1 marked ‘foolish’.
- Bibles.

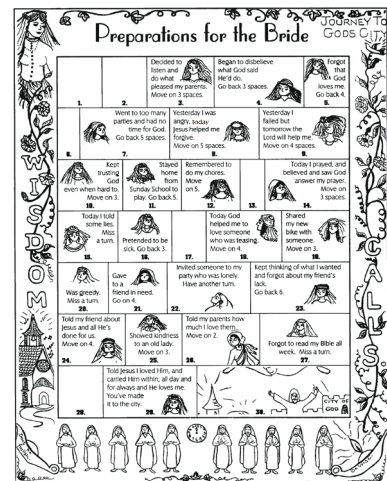
### Steps

#### At Home

- Cut out the Scripture reference squares and put them in two containers, one for ‘wise’ and one for ‘foolish’.

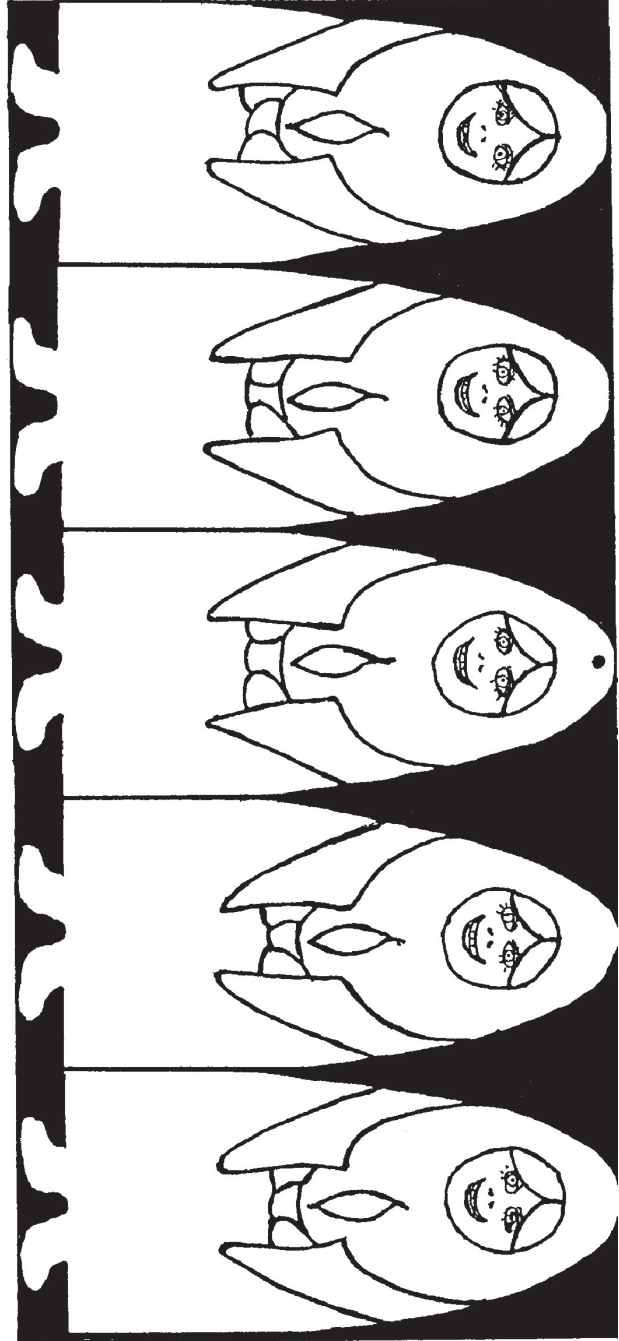

#### In Class

- Divide the class into two teams.
- Each team takes a turn at throwing the dice and moving the number thrown. They can land on a good overcoming step of faith for getting ready, or pitfalls along the way, that set them back.
- As they land on a pictured square, the teacher asks, “Is this a wise or a foolish thing to do?” If it is wise, the teacher draws a happy mouth with a red pen on the bride, and moves the marker as instructed on the square. They then draw a Scripture reference out of the ‘wise’ container, look it up and read it to the class. If a pitfall is landed on, the teacher draws a sad mouth on the bride. The child moves the marker as instructed and draws a Scripture reference from the ‘foolish’ container, looks it up and reads it to the class.



# The ten virgins

## Activity A - Mobile



Keep the  
oil of the  
Holy Spirit  
burning in  
your heart.

# The ten virgins

## Activity B – Board Game

JOURNEY TO  
GODS CITY

## Preparations for the Bride

<b>1.</b>	<b>2.</b>	Decided to listen and do what pleased my parents. Move on 3 spaces.	Began to disbelieve what God said He'd do. Go back 3 spaces.	Forgot that God loves me. Go back 4.
<b>6.</b>	Went to too many parties and had no time for God. Go back 5 spaces.	Yesterday I was angry, today Jesus helped me forgive. Move on 5 spaces.	Yesterday I failed but tomorrow the Lord will help me. Move on 4 spaces.	
Kept trusting God even when hard to. Move on 3.	Stayed home from Sunday School to play. Go back 5.	Remembered to do my chores. Move on 5.	<b>13.</b>	Today I prayed, and believed and saw God answer my prayer. Move on 3 spaces.
Today I told some lies. Miss a turn.	Pretended to be sick. Go back 3.	<b>17.</b>	Today God helped me to love someone who was teasing. Move on 4.	Shared my new bike with someone. Move on 3.
Was greedy. Miss a turn.	Gave to a friend in need. Go on 4.	<b>22.</b>	Kept thinking of what I wanted and forgot about my friend's lack. Go back 6.	
Told my friend about Jesus and all He's done for us. Move on 4.	Showed kindness to an old lady. Move on 3.	<b>26.</b>	Forgot to read my Bible all week. Miss a turn.	
<b>28.</b>	Told Jesus I loved Him, and carried Him within, all day and for always and He loves me. You've made it to the city.		<b>30.</b>	

WISDOM

GALLS

Don't believe.

Be wise.

# The ten virgins

## Activity B – Board Game

### Scripture References

Wise	Foolish
Proverbs 1:23	Proverbs 21:7
Proverbs 2:6	Proverbs 19:15
Proverbs 3:1-2	Proverbs 21:4
Proverbs: 4:7	Proverbs 21:6
Proverbs 4:18	Proverbs 1:22
Proverbs 7:1	Proverbs 3:32
Proverbs 8:7	Proverbs 4:14
Proverbs 8:11	Proverbs 5:13
Proverbs 9:10	Proverbs 8:36
Proverbs 21:3	Proverbs 11:7
Proverbs 2:6	Proverbs 11:22
Proverbs 16:17	
Proverbs 21:13	

*This page is intentionally blank*



# The talents

Matthew 25:14-30

## Storyline

Jesus said the kingdom of heaven is like a man who, before he went away, gave his goods to his servants - to one he gave five talents, to one two talents and to one he gave one talent, according to their abilities. (A talent was an amount of money worth about \$1000, but with much more spending power in our currency.) While he was away the first and second traded and worked and doubled their investment, but the third dug in the ground and buried his talent. When the lord returned, the servants produced their profits. The lord was very pleased with the first two, however, the third explained that, out of fear of his lord, he had buried the talent and was now returning it. The lord accused him of being wicked and lazy, he took the talent from him and gave it to the one with ten and had the unprofitable servant cast into outer darkness.

## Suggested Teaching Approach

Discuss - what were talents in Bible times?  
What are talents to us?

Tell story, drawing out how this involves the children - Theme 1.

Talk to the children about what their individual gifts seem to be and help them understand that as they mature and seek the Lord they will know what their giftings and graces are.

Either activity would be fine.

## Theme One

### “Working with what we are given”

The Lord entrusts His riches of abilities and gifts to His servants in different amounts. To please God, we must use these graces to bear fruit for Him.

### Key Thought

Those who please God are the ones who work with what God has entrusted them, to the glory of God and to their fullest potential.

### Aim

To highlight to the students the need to use and faithfully develop the gifts God has given them.

### Memory Verse

*“As each one has received a gift, minister it to one another.”  
(1 Peter 4:10).*

## Theme Two

### “Joy in faithful stewardship”

What God has given us, He has given to be used faithfully, that there may be abundant increase to give back to God and to others. There is great joy in knowing one is working with the Lord.

### Key Thought

A good servant rejoices in benefiting his master. Do we use God’s gifts as a way to bring Him increasing glory and honour?

### Aim

For the students to know the joy and honour of using God’s gifts to their fullest potential.

### Memory Verse

*“My elect shall long enjoy the work of their hands.” (Isaiah 65:22).*

## Activity A - Story Book

### Materials

- 1 Activity Sheet per child.
- Pencils/colouring pencils.
- 1 5c coin per child.
- Scissors.
- Stapler, or wool/string and a hole punch.

### Steps

- Issue each child with an Activity Sheet and one coin.
- The children should place the coin behind the Activity Sheet and rub over it with a lead pencil or colouring pencils to represent the talents in the story. On each page of the book the appropriate number of talents are produced by the children.
- Have the children complete the last page of the book by drawing in as many flowers as they can fit. Explain that this shows how the Lord blesses when we are faithful in small things.
- Cut out each page separately and either staple them together or bind them by punching holes and threading with wool or string.

### THE PARABLE OF THE TALENTS

A man distributed his goods  
amongst his servants.  
He gave them according  
to their ability.

To another he gave two talents,

and the servant made two more.

The man was very pleased  
with the first two servants,  
but to the third he said,  
"You wicked and lazy servant!"  
The talent was taken from  
this one and given to the one  
who already had ten talents.

The man who is faithful in the  
little things will be given more,  
but the man who is unfaithful  
will have even the little he has  
taken from him.

To one servant he gave five talents

and the servant made five more.

And a third received one talent. This  
man was afraid and hid the  
talent in the ground.

When we are faithful in the little  
things  
then we are given much more.

See how many flowers you can draw here.

## Activity B - Coded Message

### Materials

- 1 Activity Sheet per child.
- Pens/pencils.

### Steps

- The children de-code the Scripture and answer the questions.

From this code, can you work out the verse below?

A	B	C	J	K	L	X	
D	E	F	M	N	O		
G	H	I	P	Q	R		

M O R E O V E R    I T    I S    R E Q U I R E D    I N  
S T E W A R D S    T H A T    O N E    B E    F O U N D  
F A I T H F U L    from 1 C O R I N T H I A N S 4:2

The master gives three men some talents:

The first man is faithful with 5 and makes another 5 = 10

The second man is faithful with 2 and makes another 2 = 4

The third man is faithless with 1 and buries it = 1

On the master's return, he is very pleased with the first and second man, but the third and faithless man is told to dig up his talent and give it to the first man. How many talents does each man now have?

First man 11      Second man 4      Third man 0

# The talents

## Activity A – Story Book

### THE PARABLE OF THE TALENTS

A man distributed his goods  
amongst his servants.  
He gave them according  
to their ability.

To another he gave two talents,

and the servant made two more.


The man was very pleased  
with the first two servants,  
but to the third he said,  
“You wicked and lazy servant”  
The talent was taken from  
this one and given to the one  
who already had ten talents.

The man who is faithful in the  
little things will be given more,  
but the man who is unfaithful  
will have even the little he has  
taken from him.

To one servant he gave five talents

and the servant made five more.

And a third received one talent. This  
man was afraid and hid the  
talent in the ground.



When we are faithful in the little  
things

then we are given much more.



See how many flowers you can draw here.

## Activity B – Coded Message

Figure 1 displays four examples of different types of symbols:

- A 3x3 grid of letters (a-i).
- A 3x3 grid of letters with dots (j-o, p-r).
- A triangle with letters s, t, u, v.
- A circle with letters w, x, y, z.

The master gives three men some talents:

The third man is faithless with 1 and buries it = \_\_\_\_\_

First man ☐      Second man ☐      Third man ☐

*This page is intentionally blank*

*This page is intentionally blank*

*This page is intentionally blank*





# Well Done!



---

for completing  
**SonSeekers Unit 7**  
The Miracles and Parables of Jesus



# Well Done!



---

for completing  
**SonSeekers Unit 7**  
The Miracles and Parables of Jesus



# Sonseekers Curriculum

Unit One	Unit Two	Unit Three	Unit Four
<ol style="list-style-type: none"> <li>Creation 1</li> <li>Creation 2</li> <li>Adam and Eve</li> <li>The fall</li> <li>Cain and Abel</li> <li>Noah builds an ark</li> <li>The flood, Noah and his sons</li> <li>The tower of Babel</li> <li>Abram called, Abram and Lot</li> <li>The covenant with Abraham</li> <li>Ishmael and Isaac</li> <li>Sodom and Gomorrah</li> <li>The sacrifice of Isaac</li> <li>Rebekah, Isaac's bride</li> <li>Jacob and Esau</li> <li>Jacob's ladder, Leah and Rachel</li> </ol>	<ol style="list-style-type: none"> <li>Jacob becomes Israel</li> <li>Joseph, the favourite son</li> <li>Joseph goes to Egypt</li> <li>Joseph interprets the dreams</li> <li>Joseph's brothers</li> <li>Israel in Egypt</li> <li>Israelite slaves, Moses born</li> <li>Moses flees and returns to Egypt</li> <li>"Let My people go"</li> <li>The first passover, Israel delivered</li> <li>Crossing the Red Sea</li> <li>Manna, water from the rock</li> <li>Sinai and the ten commandments</li> <li>Moses and the tabernacle</li> <li>The golden calf</li> <li>Twelve spies, 40 years of wandering</li> </ol>	<ol style="list-style-type: none"> <li>Aaron's rod</li> <li>Moses hits the rock</li> <li>The bronze serpent</li> <li>Balaam and his donkey</li> <li>Joshua and Rahab</li> <li>Crossing the Jordan, Jericho</li> <li>The sin of Achan</li> <li>The sun stands still</li> <li>Gideon's fleece</li> <li>Gideon and his army</li> <li>Samson</li> <li>Samson and Delilah</li> <li>Ruth, Naomi and Boaz</li> <li>Hannah</li> <li>Samuel hears God speak</li> <li>Eli, Hophni and Phinehas</li> </ol>	<ol style="list-style-type: none"> <li>Saul chosen</li> <li>Saul and the Amalekites</li> <li>David chosen</li> <li>David and Goliath</li> <li>David and Jonathan</li> <li>David and Saul</li> <li>David crowned</li> <li>David and the ark</li> <li>Absalom</li> <li>Solomon becomes king</li> <li>Solomon's temple</li> <li>Israel divided, Rehoboam and Jeroboam</li> <li>Elijah and the widow</li> <li>Elijah on Mount Carmel</li> <li>Good King Jehoshaphat</li> <li>Elisha and the double portion</li> </ol>
Unit Five	Unit Six	Unit Seven	Unit Eight
<ol style="list-style-type: none"> <li>The widow's oil, a boy raised</li> <li>Naaman</li> <li>Famine in Samaria</li> <li>Jonah</li> <li>The captivity of Israel (the northern kingdom)</li> <li>Hezekiah and Sennacherib</li> <li>Isaiah</li> <li>Josiah</li> <li>Jeremiah</li> <li>The captivity of Judah (the southern kingdom)</li> <li>Daniel interprets the king's dream</li> <li>The fiery furnace</li> <li>The writing on the wall</li> <li>Daniel in the lions' den</li> <li>Esther</li> <li>Restoration</li> </ol>	<ol style="list-style-type: none"> <li>Zacharias, Elizabeth, Mary and John</li> <li>The birth of Jesus</li> <li>Jesus in the temple</li> <li>John the Baptist</li> <li>Jesus baptised and tempted</li> <li>The call of the disciples</li> <li>Water turned to wine</li> <li>The temple cleansed, Nicodemus</li> <li>The woman at the well</li> <li>Healing of the paralysed man</li> <li>The house built on the rock</li> <li>Jesus stills the storm</li> <li>The feeding of the 5000</li> <li>The centurion's servant</li> <li>Forgiveness in Simon's house</li> <li>The sower and the seed</li> </ol>	<ol style="list-style-type: none"> <li>Jairus' daughter, a woman touches Jesus</li> <li>Jesus walks on the water</li> <li>Miracles of healing</li> <li>The transfiguration</li> <li>A boy is healed</li> <li>The unmerciful servant</li> <li>A man born blind</li> <li>The good Samaritan</li> <li>Prayer</li> <li>The raising of Lazarus</li> <li>The lost sheep, coin and son</li> <li>Attitudes of a servant</li> <li>The marriage of the king's son</li> <li>The ten lepers</li> <li>The ten virgins</li> <li>The talents</li> </ol>	<ol style="list-style-type: none"> <li>Palm Sunday</li> <li>The last supper and Gethsemane</li> <li>The crucifixion</li> <li>The resurrection</li> <li>Peter restored</li> <li>The risen Christ and His ascension</li> <li>The day of Pentecost</li> <li>Peter and John</li> <li>Peter and the Gentiles</li> <li>Stephen</li> <li>Philip</li> <li>Paul's conversion</li> <li>Paul's first missionary journey</li> <li>Paul's second and third missionary journeys</li> <li>Paul's capture and imprisonment</li> <li>Paul's final journey</li> </ol>

