

TEACHER  
RESOURCE

# UNIT 6

Jesus' Birth and His Ministry

LEVEL THREE

## SON SEEKERS

AGES 11-12+

Jesus  
is Born

Name:

COME  
FOLLOW  
ME!

JESUS CALLS FOR HELPERS

Wild John comes  
to town.

LOCUST & HONEY  
BURGERS

DO YOU  
WANT FRIES  
WITH THAT?

ME?

# Teacher Resource

## Contents

Teaching Sonseekers ..... 1

A teacher's guide ..... 2

### Unit 6 (Lessons 81-96):

81. *Zacharias, Elizabeth,  
Mary and John* ..... 4

82. *The birth of Jesus* ..... 8

83. *Jesus in the temple* ..... 14

84. *John the Baptist*..... 18

85. *Jesus baptised* ..... 22

86. *The call of the disciples*.. 26

87. *Water turned to wine* ..... 28

88. *The temple cleansed,  
Nicodemus*..... 32

89. *The woman at the well* ... 36

90. *The paralysed man*..... 40

91. *House built on the rock*.. 42

92. *Jesus stills the storm* ..... 46

93. *The feeding of the 5000*.. 48

94. *The centurion's servant*.. 52

95. *Forgiveness in Simon's  
house* ..... 56

96. *The sower and the seed*.. 60

**Curriculum Outline ..... 66**



## Teaching Sonseekers ...

Dear Teacher

Teaching young people about God's Word is a great honour and privilege. We note God chose Abraham, a man of faith because he "would teach his children and his household after him, to know the Way of The Lord" (Gen 18:19)

One who undertakes such a task will understand they have accepted a responsibility to become a witness of God's great love and faithfulness. As an example of Christian faith and integrity they have a wonderful opportunity to share their love for God's Word. The tremendous blessing for those who commit themselves to this task is that the Holy Spirit will strengthen and equip you to shine as a light to your class.

Recent trends away from Sunday School structures towards child minding activities have, we believe, been unfortunate as they fail to recognise the impact and effect the message of God's love through Christ has on young people.

Children are the Church's future. As such they are precious and well worth any investment in quality resources and dedicated teachers.

The 'Sonseekers' curriculum offers children Sunday School material that gives them a sound background in Biblical events, people and places. Secondly it offers a pastoral approach for the children to know God is able to help them and change their lives.

Structurally, any program will operate effectively if those teaching are faithful, zealous and committed to a team approach that might include:

- regular prayer and discussion in relation to curriculum issues, student needs and upcoming events and presentations;
- organisation and management of resources;
- training and development needs of teaching staff.

Teaching Sunday School is a rich and rewarding task. May God bless and guide you as you serve in this way.

Yours in Christ

*The Sonseekers Team*

# A teacher's guide to using the Sonseekers materials . . .

## Timeline

4000BC	Creation Adam and Eve The Fall
2500BC	Noah The Flood Tower of Babel
2000BC	Abraham
1900BC	Isaac
1800BC	Esau and Jacob
1750BC	Joseph
1360BC	Moses
1280BC	Exodus from Egypt and Journeys Joshua
1240BC	Entry into and Conquest of Land
1220BC	Judges
1100BC	Gideon
1070BC	Samson
1063BC	Samuel
1020BC	Saul as King
980BC	David as King
940BC	Solomon as King
900BC	Kingdom Divided
839BC	Elijah Emerges; Mt Carmel Jehoshaphat
814BC	Elisha's Ministry
749BC	Jonah
662BC	Hezekiah; Isaiah
576BC	Josiah
540BC	Daniel taken to Babylon
527BC	Exile into Babylon
457BC	Restoration from Babylon
4BC	Birth of Jesus
26AD	Baptism of Jesus Call of Disciples Feeding of 5000 Parables
29AD	Miracles; Transfiguration
30AD	Raising of Lazarus Parables Palm Sunday Jesus' Crucifixion and Resurrection Day of Pentecost Peter's Ministry
33AD	Conversion of Paul
45AD	Paul's Missionary Journeys
60AD	Paul as Prisoner to Rome

## What are the Sonseekers materials?

The Sonseekers Sunday School materials are a four year course of 128 Bible lessons. The lessons are written with the twin aims of teaching the students an accurate chronology of Biblical events and also drawing from each lesson pastoral points relevant to the age and stage of each child. They are written at four levels to cover from Prep to Year 6 age groups. The 128 lessons are organised into 8 units, each of sixteen lessons. The table below indicates the suitable age group for each level:

Sonseekers Level	Student Age	School Level
Level One	5 - 6	Prep, Year 1
Level Two	7 - 10	Year 2, Year 3, Year 4
Level Three	11 - 12+	Year 5, Year 6

The Sonseekers materials comprise two related elements:

- **Teacher Resource** – including lesson plans & activity masters which can be photocopied;
- **Student Handbooks** – including homework activities.

There is also a Bible timeline showing chronology of major events, with the dates of the current unit's lessons highlighted, included in each Teacher Resource.

## What's in my Sonseekers

### Level Three Teacher Resource?

Each Level Three Teacher Resource contains sixteen lesson plans for the relevant age of your students. Each lesson plan comprises:

- the key thought or focus for the lesson;
- a suggested way to introduce the lesson;
- a summary of the relevant bible story;
- a memory verse for the lesson, together with a suggested way of teaching that verse;
- an activity which can be used in the lesson;
- a number of extra ideas involving fun, practical activities.

Note: The photocopy masters for each activity are included with the lessons in this Teacher Resource book.

.../cont'd



# ... teacher's guide ...

## **How do I best use my Teacher Resource?**

The art of serving as an effective Sunday School teacher is linked to the degree of diligence in preparing for each lesson. The Sonseekers materials are only designed to assist the teacher in this process. They do not take away from the teacher his or her responsibility to prayerfully consider the needs of the children in the class and to seek God's revelation and wisdom in presenting each Bible lesson. The following suggestions are then made with regard to using this resource.

### **Prior to the lesson**

- ◆ Prayerfully read the Bible passage for the lesson. The reference is provided in the header on the first page of the lesson plan. All Scripture references are taken from the New King James Version (1983 edition).
- ◆ Read through the lesson plan and decide which activities will be most appropriate for the students in your class. Generally, aim for a variety of activities over a unit.
- ◆ Think about how you will combine the various elements of your lesson. Refer to the suggested teaching approach for ideas if necessary. Link the activity to the story so that the significance of the activity is clear to the students.
- ◆ Prepare all activities thoroughly prior to the lesson. Rehearse any planned activity at home to make sure:
  - that you know how to do it yourself;
  - that you have all the relevant materials in the quantities you will need;
  - that you know the length of time that the children will need for the activity.

### **During the lesson**

- ◆ Review the memory verse from the previous lesson with the children. Also check on the completion of the homework activity page.
- ◆ Revise the previous lesson before going on to a new story. You may like to use the timeline to help you do this.

# Zacharias, Elizabeth, Mary and John

Numbers 6:1-8;  
Luke 1:5-80

## Storyline

When Herod was king over Judea, a priest named Zacharias and his wife, Elizabeth, were righteous and served the Lord blamelessly. One day, Zacharias' turn came to burn incense in the temple. The whole multitude of the people was outside praying. Suddenly, the angel Gabriel appeared to Zacharias. He told him not to be afraid for the Lord had heard his prayers. His wife would have a son who was to be called John. He would be a Nazarite. He would bring joy to many. Zacharias found this hard to believe for Elizabeth was old. He asked for a sign to prove it was true. Gabriel said that since he did not believe, he would be mute until his son was born. Gabriel appeared to Mary, Elizabeth's cousin, who was engaged to Joseph. He told Mary she would have a son by the power of the Holy Spirit. His name would be Jesus for He would save His people from their sins.

## Suggested Teaching Approach

1. Explain that God's eternal purpose is to provide the way (Jesus Christ) for mankind to be conformed to His ways.
2. Discuss (a) the type of people Zacharias, Elizabeth and Mary were, (b) their responses to the word of God, as He was bringing His will to pass.
3. Lead children to an understanding that we must prepare our hearts in order to recognise and accept that the Lord speaks to us personally about His special purpose for us.

## Theme One

### "With God, nothing will be impossible"

What the angel said to Zacharias and to Mary seemed absolutely impossible. It seemed so impossible that Zacharias was not able to believe what the angel said. Mary believed the angel, but she asked how it could happen. Just as God performed a miracle for Zacharias and Mary, so He is able to do wonderful things in our lives. He asks that we trust Him and believe that nothing is too hard for Him.

### Key Thought

God can do anything He wants to - even things we think are impossible.

### Aim

To have the children understand they need to believe when God promises to do something that seems impossible.

### Memory Verse

*"With men it is impossible, but not with God; for with God all things are possible." (Mark 10:27).*

## Theme Two

### "Born for a purpose"

God pre-determined long before their birth how and when John and Jesus would be born and what their special work would be. God chose their parents, and even chose their names, which had significant meanings. We know that God created each one of us for a special purpose, and we should continually ask God to reveal this purpose.

### Key Thought

Even before we were born, God knew who we were going to be and what His will was for our life. He even chose our parents especially for us.

### Aim

That the children learn to respond to the calling of God on their lives as He has a special purpose for them.

### Memory Verse

*"Before I formed you in the womb I knew you; before you were born I sanctified you." (Jeremiah 1:5).*

## Activity A – “Who am I?” Guessing Game

### Steps

#### At Home

- Write the names of the people in this lesson on separate pieces of paper, eg. Mary, John, Joseph, Jesus, Elizabeth, Zacharias.

#### In Class

- One by one, call the children out in front of the class and give them one of the names, folded up.
- The child looks at the name, then the class begin to ask questions to try to determine who the character is. The child in front may only answer “yes” or “no”.
- If desired, have a collection of appropriate articles of clothing so that the child being questioned can dress up as their Bible character before being questioned.

#### Variation

- Choose three children from the class to sit in front of the class.
- Using sticky tape, stick the name of the character on the forehead of each of the three children.
- Taking turns, each of the three children may ask one question at a time, to try to determine who their character is. The rest of the class has to answer the question with a “yes” or “no”.
- Questions continue until one of the three successfully guesses who he/she is.
- If time permits, choose three different children to continue the game.

## Activity B – Scrambled Clues

### Materials

- 1 Activity Sheet per child.
- Pens/pencils.
- Bibles.

### Steps

- The children draw a line from the dots next to the clues/questions to the dot beside the appropriate Scripture reference, then from the Scripture reference to the appropriate answer.

**THE CLUES BELOW HAVE BEEN SCRAMBLED. SEE IF YOU CAN CONNECT THE CORRECT CLUE, SCRIPTURE AND ANSWER BY DRAWING LINES BETWEEN THE DOTS.**

This was Zacharias' responsibility in the temple	Matthew 1:21	impossible
He will save His people from their sins	Matthew 1:23	dream
Elizabeth was a descendant of	Matthew 1:20	Jesus
An angel appeared to Joseph in a	Luke 1:37	Immanuel
This means "God with us"	Luke 1:9	Aaron
With God, nothing is .....	Luke 1:5	a son
John would be filled with the ..... in his mother's womb	Luke 1:20	burned incense
A Nazarite does not drink .....	Luke 1:13	wine
He did not believe, and so, was mute	Luke 1:15	Zacharias
Zacharias had prayed for ...	Numbers 6:3	Holy Spirit

# Zacharias, Elizabeth, Mary and John

## Activity B – Scrambled Clues

**THE CLUES BELOW HAVE BEEN SCRAMBLED.  
SEE IF YOU CAN CONNECT THE CORRECT CLUE,  
SCRIPTURE AND ANSWER BY DRAWING  
LINES BETWEEN THE DOTS.**

This was Zacharias' responsibility  
in the temple

• Matthew 1:21 •

• impossible

He will save His people from their sins

• Matthew 1:23 •

• dream

Elizabeth was a descendant of

• Matthew 1:20 •

• Jesus

An angel appeared to Joseph in a

• Luke 1:37 •

• Immanuel

This means "God with us"

• Luke 1:9 •

• Aaron

With God, nothing is .....

• Luke 1:5 •

• a son

John would be filled with the .....  
in his mother's womb

• Luke 1:20 •

burned  
incense

A Nazarite does not drink .....

• Luke 1:13 •

• wine

He did not believe, and so, was mute

• Luke 1:15 •

• Zacharias

Zacharias had prayed for .....

• Numbers 6:3 •

• Holy Spirit

*This page is intentionally blank*



# The birth of Jesus

## Storyline

Joseph and Mary travelled to Bethlehem for the purpose of registration as decreed by Caesar Augustus. There being no room in the Inn, Mary and Joseph found a stable in which to stay. It was here that Mary gave birth to Jesus. Outside of the city, shepherds received the news from an angel and immediately came to worship the baby. The wise men were also led to worship Jesus and in so doing alerted Herod to the fact of His birth. This led in turn to Joseph having to take his family to Egypt temporarily, until the danger to Jesus' life was past.

## Suggested Teaching Approach

1. Ask the children to identify what went wrong in today's story.
2. Explain how some of our troubles are caused by us.
3. Was this the case in this story?
4. Then discuss each item, elaborating the various elements and methods God chose to reveal His plan.
5. Emphasise that all was in God's control.

## Theme One

### "Rejoice and be glad"

When Jesus was born, the angels and a great heavenly host were all rejoicing and praising God. The shepherds, too, rejoiced. Later, the wise men worshipped the child Jesus. We, too, should rejoice and be glad because Jesus was born to be our Saviour.

### Key Thought

We should join the angels and the heavenly host, the shepherds and the wise men in rejoicing that the Father sent Jesus to be our Saviour.

### Aim

For the children to understand that Christ's birth was very special, because He came to save us from our sins and to give us the right to be children of God.

### Memory Verse

*"Glory to God in the highest, and on earth peace, goodwill toward men!" (Luke 2:14).*

## Theme Two

### "God is with us in our trials"

No-one is free from difficulties in their life. Mary, the mother of Jesus, was forced to travel at the worst possible time for her. There was only a stable for Joseph and Mary to stay in. Then Jesus' life was threatened. God saw them through all their troubles as He will see us through ours.

### Key Thought

Look to the Lord and He will be our help in time of trouble.

### Aim

To let the children know that everything in life will not always go well, but the Lord is always with us to help us.

### Memory Verse

*"God is our refuge and strength, a very present help in trouble." (Psalm 46:1).*

## Activity A – Board Game

### Materials

- Board game (enlarged to A3 and mounted or photocopied onto cardboard).
- Dice.
- Counters.
- Bibles.
- 1 set of Action Cards per game (mounted or photocopied onto cardboard).

### Steps

#### At Home

- Cut out the Action Cards.

#### In Class

- Start from Nazareth and roll the dice to move, following the instructions along the path.
- If a child lands on a space that has the crossed circle in it, then they pick up an Action Card and carry out what it says to do.

### Answers to Action Cards

Joseph was told by an angel in a dream.

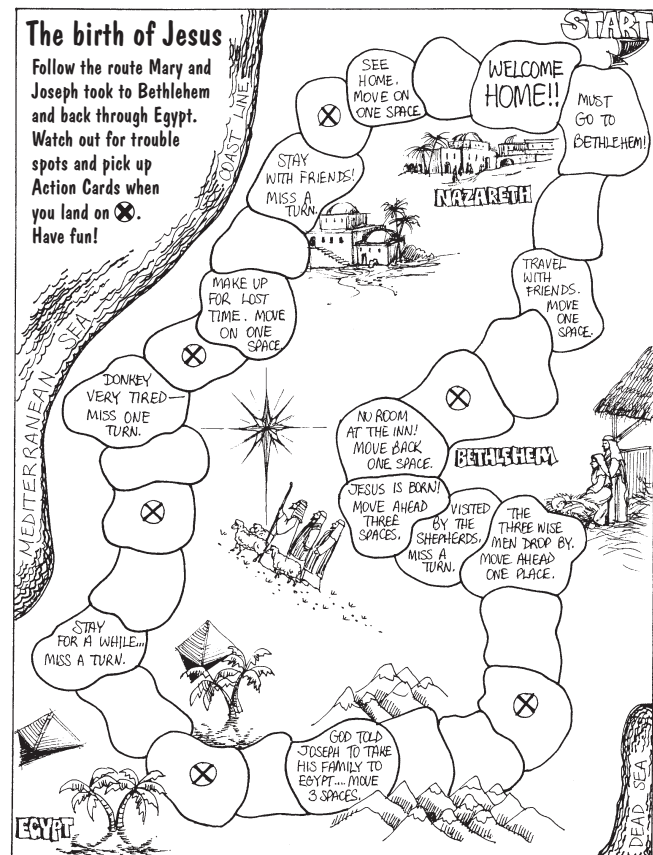
“Glory to God in the highest, and on earth, peace, goodwill towards men.”

Caesar Augustus.

42 Generations (14 x 3).

Act out.

Frankincense, gold and myrrh.



## Activity B – Scripture Search

### Materials

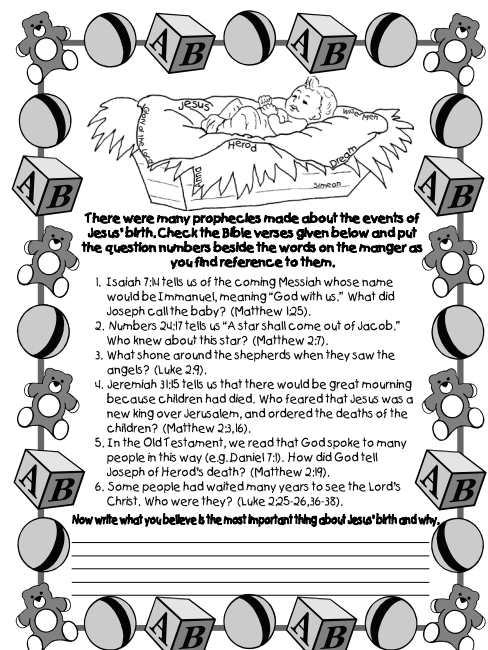
- 1 Activity Sheet per child.
- Bibles.
- Pens/Pencils.

### Steps

- The children write the question number beside the appropriate answer in the manger.

### Answers

1. Jesus.
2. Wise Men.
3. Glory of the Lord.
4. Herod.
5. Dream.
6. Simeon and Anna.



# The birth of Jesus

## Activity A – Board Game

The numbers on these cards are for the answers only, not the order for them to be used. The two in the middle are blanks for you to make up.

1. How did Joseph know when it was time to return to Nazareth?  
Matthew 2:22,23

2. Repeat the words the angels said to the shepherds.  
Luke 2:14

3. Who decreed that everyone should be registered in his own town?  
Luke 2:1-3

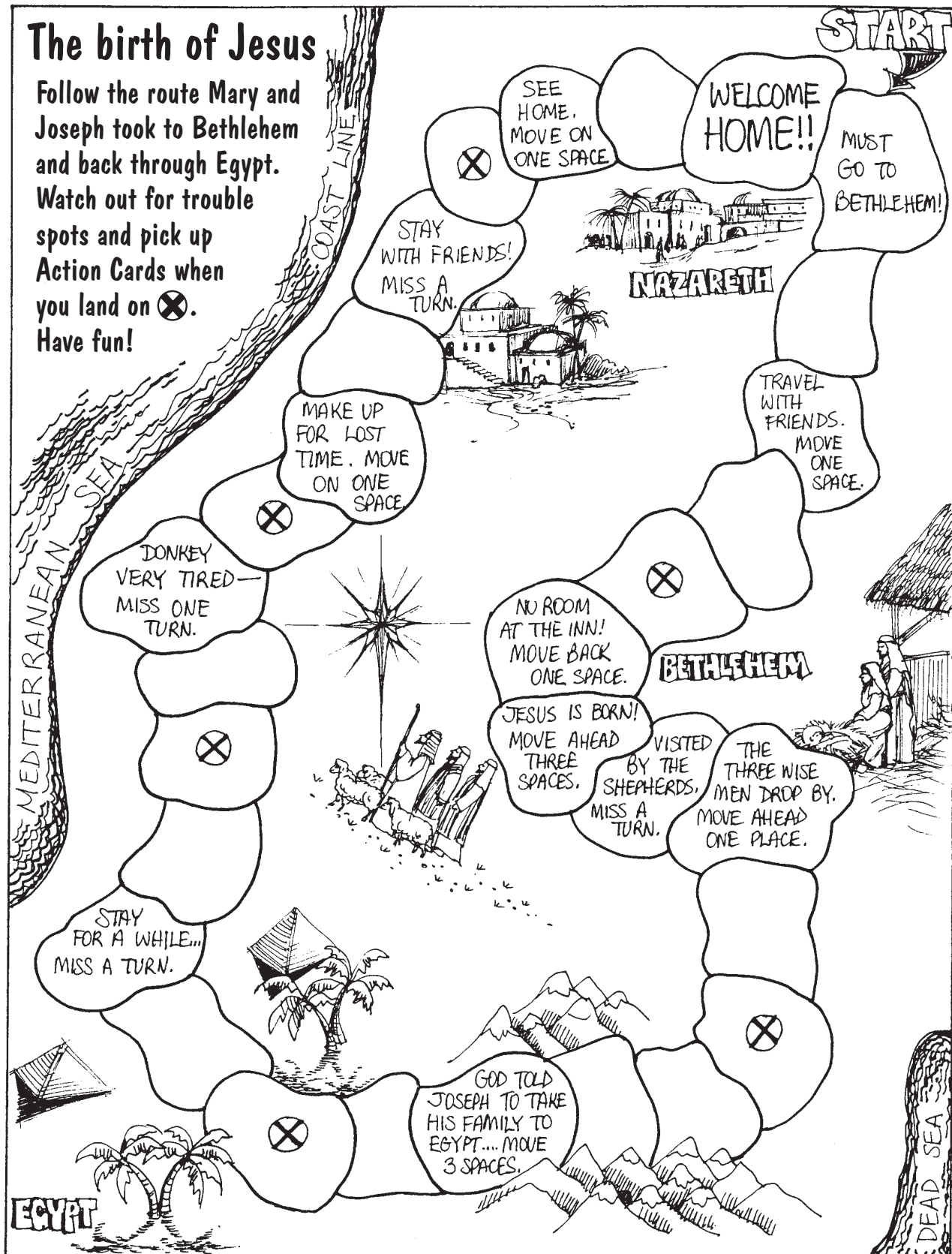
4. How many generations are there from Abraham to Jesus?  
Matthew 1:17

5. Role Play  
Mary and Donkey.  
Pick someone in the group and have them ride on your back around the group.

6. What were the three gifts brought by wise men to Jesus?  
Matthew 2:11

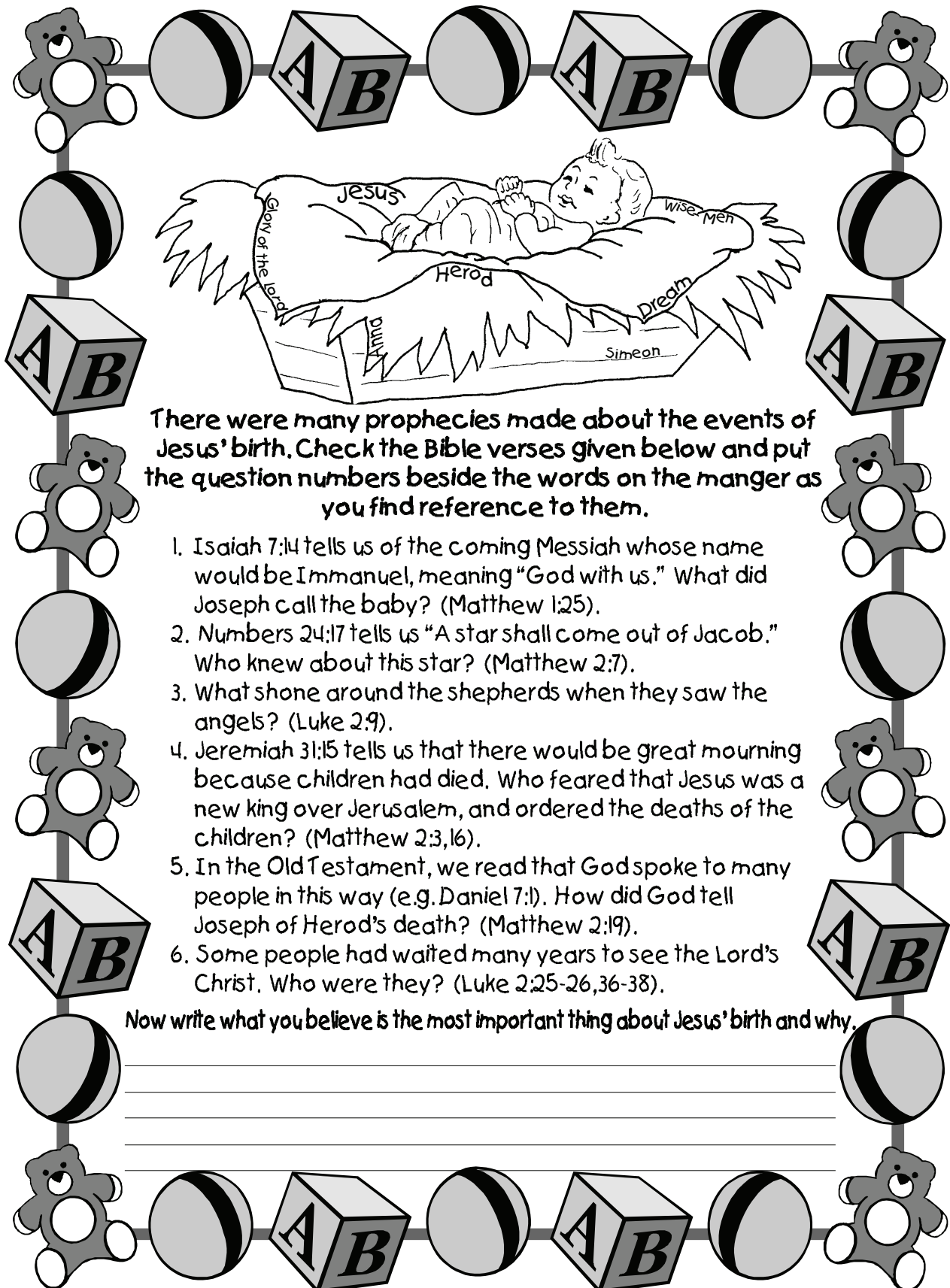
# The birth of Jesus

## Activity A – Board Game



# The birth of Jesus

## Activity B – Scripture Search





*This page is intentionally blank*

# Jesus in the temple

Luke 2:41-52

## Storyline

When Jesus was twelve, He accompanied His parents to Jerusalem for the yearly Passover Feast. However, He did not start with them on their journey home. It was after a day's journey that His parents realised He was not with them. Three days later, in Jerusalem, they found Him in the temple with the teachers. As He sat with them, He listened and asked questions. These teachers were amazed at His understanding and the answers He had for them. Jesus loved the Scriptures and was aware of His calling as He answered His parents' worry (v49). He was not unfeeling towards their concern. He reassured them and was obedient to them as He grew "in favour with God and men" (v52) back in Nazareth.

## Suggested Teaching Approach

1. Have the children share what activities they do in a week and summarise these.
2. Lead into the lesson by discussing what God's Son, as a twelve year old boy, was doing.
3. Discuss His attitudes and interests.
4. Are the children willing to be more like Jesus and not "one of the crowd"?

## Theme One

### "About our Father's business"

Even though we are children, as God's children we can and should be doing the Father's business. Some people won't understand us, but we must still show a good attitude towards them.

### Key Thought

Jesus' example shows that even children can share and discuss the word of God with others.

### Aim

To encourage the children to love the Scriptures and to find answers from the word of God concerning them.

### Memory Verse

*"And the world is passing away, and the lust of it; but he who does the will of God abides forever." (1 John 2:17).*

## Theme Two

### "Fellowship in the word"

Jesus knew the Scriptures, even at an early age, and so He was able to share them with people who were much older than Himself. These older people respected Him and were amazed at how much He knew. We, too, can share what we have learnt with our family and with members of God's family.

### Key Thought

Children should not be afraid to share what they have learnt with others.

### Aim

To help the children to understand that though they are young, they can participate.

### Memory Verse

*"Let him who is taught the word share in all good things with him who teaches." (Galatians 6:6).*


## Activity A – “Fruit of the Spirit” Discussion

### Materials

- Different coloured cardboards, with shapes of different fruits drawn on them. You could photocopy the Activity Sheet template onto different coloured cardboard.
- Scissors.
- Felt pen.
- Blu-tack.

### Steps

- Discuss how we can all be showing the fruit of the Spirit, we don't have to be old.
- Ask the children to name as many of the fruit of the Spirit as they can, giving real life examples of them.
- Write these on a piece of paper or blackboard. Add any omissions.
- Have some children cut out fruit and some write on these from the list given.
- Put these on a chart or wall and leave displayed.



## Activity B – Find the Mistakes

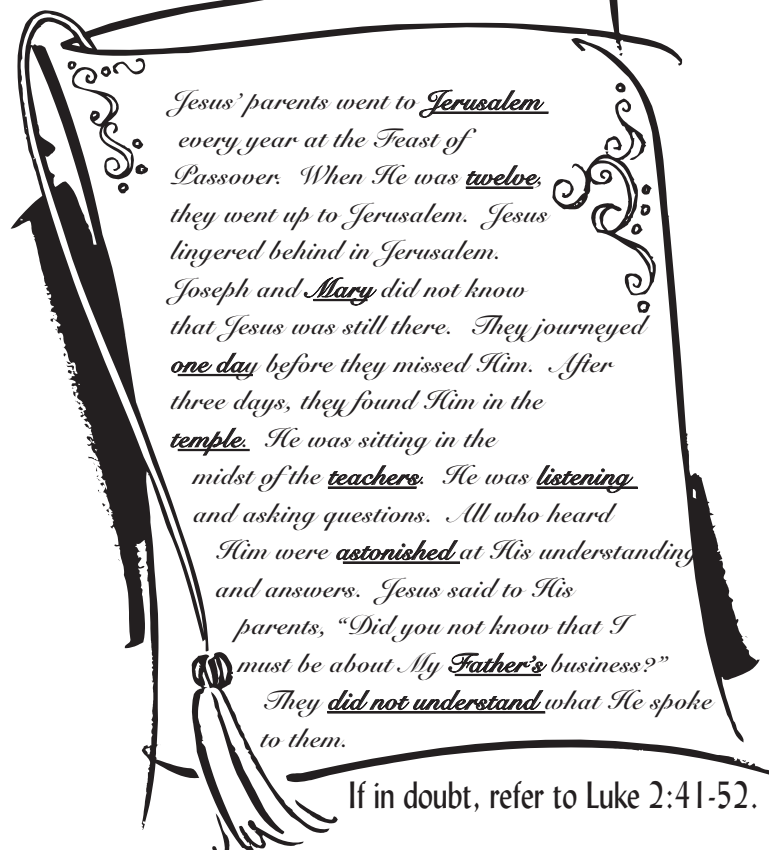
### Materials

- 1 Activity Sheet per child.
- Pens/pencils.
- Bibles

### Steps

- The children read the story, correcting the mistakes as they go.


Read the following story. Cross out any mistakes you find and write the correct word above it.



If in doubt, refer to Luke 2:41-52.

# Jesus in the temple

## Activity A – “Fruit of the Spirit” Discussion



# Jesus in the temple

## Activity B – Find the Mistakes

Read the following story. Cross out any mistakes you find and write the correct word above it.

*Jesus' parents went to Nazareth every year at the Feast of Passover. When He was ten, they went up to Jerusalem. Jesus lingered behind in Jerusalem. Joseph and Elizabeth did not know that Jesus was still there. They journeyed three days before they missed Him. After three days, they found Him in the marketplace. He was sitting in the midst of the children. He was singing and asking questions. All who heard Him were upset at His understanding and answers. Jesus said to His parents, "Did you not know that I must be about My own business?" They understood what He spoke to them.*

If in doubt, refer to Luke 2:41-52.



# John the Baptist

## Storyline

John the Baptist was sent by God to prepare the way for Jesus' ministry. He was Jesus' cousin and was born six months before Jesus. John began his ministry before Jesus began His. John the Baptist lived, preached and baptised in the wilderness of Judea, clothed in camel's hair and eating locusts and wild honey. He preached of true repentance, telling people to turn from their sins and change their way of living. He severely rebuked those, like the Pharisees and Sadducees, who came to hear him and be baptised, with no real intention of truly repenting. As people began to wonder whether he was the Christ, John pointed them to the One who was to come, much greater than he, who would baptise them with the Holy Spirit and with fire - Jesus. It was He for whom John had come to prepare the people's hearts.

## Suggested Teaching Approach

- Theme 1.** Role play two possible scenarios - e.g. 1. Shoplifting - found out, very sorry, lots of tears. Shoplifts again when tempted by friends. 2. Shoplifting - found out, confess to parents, return goods and apologises, refuses to be involved again when tempted by friends. Which represents true repentance?
- Theme 2.** Discussion around witnessing.
  - Our need to know for ourselves.
  - Ways of witnessing: (a) what we say (b) how we live and respond to others.
  - How to cope with the response of others towards us; the cost involved. Lead to an examination of John the Baptist's ministry.

## Theme One

### "Repentance"

Sin is a block that comes between God and people. God had told His people Israel that their sins came between Him and them. John the Baptist understood this and he called on the people to repent, turn from their sin, and receive God's forgiveness. Our sin is a block between us and God and we, too, need to repent and turn from our sin so God can forgive us.

### Key Thought

By being sorry for our sins and asking the Lord to forgive us, we are preparing the way for the Lord to do things in our lives.

### Aim

For the children to know it is important for them to repent.

### Memory Verse

*"For godly sorrow produces repentance leading to salvation, not to be regretted." (2 Corinthians 7:10).*

## Theme Two

### "Introducing people to Jesus"

John knew Jesus very well. He knew all about Jesus and who He was. His whole life was spent proclaiming the coming of Jesus and what the people needed to do to be saved from death. Even though we are still quite young, we can know Jesus and we learn more about Him as we come to church. Jesus wants us to tell others about Him. Our friends may never know Jesus unless someone tells them. Jesus wants us to do this for Him.

### Key Thought

Those who do not know Jesus may never know Him or about Him unless someone tells them. Part of God's plan for us is that we should tell others about Jesus.

### Aim

To encourage the children to begin to share their faith in Jesus with their friends and those who do not know Him.

### Memory Verse

*"We are ambassadors for Christ, as though God were pleading through us: we implore you on Christ's behalf, be reconciled to God." (2 Corinthians 5:20).*

## Activity A – Discussion

### Materials

- Bibles.

### Steps

- Give each child one of the references listed below to look up, consider and discuss in terms of the following:
  - How can we prepare the way of the Lord – in our hearts and in the world?
  - What does it mean to be a witness?
  - What can we do to prepare the way for the Lord to come into our friends' hearts?

### References

- Acts 1:8 (empowered by the Spirit).
- Ephesians 5:19 (singing to the Lord in our hearts).
- I Peter 3:15 (in readiness for others).
- II Corinthians 6:17,18 (separated).
- I John 1:9 (confession of our sins).
- Revelation 2:7 (having an ear to hear).
- Matthew 7:17,20 (known by our fruit).
- Matthew 5:16 (light shining).
- I Peter 2:12 (good conduct).
- James 5:16 (fervent prayer).

## Activity B – Fruits of Repentance

### Materials

- 1 Activity Sheet per child.
- Pens/pencils.
- Bibles.

### Steps

- The children write out the words John spoke from the Scripture references given on the lines provided, then write in the boxes the qualities John wanted to see in their lives.

### Answers

1. (Luke 3:11) "He who has two tunics, let him give to him who has none; and he who has food, let him do likewise."
2. (Luke 3:13) "Collect no more than what is appointed for you."
3. (Luke 3:14) "Do not intimidate anyone or accuse falsely, and be content with your wages."

John the Baptist said, "Every tree which does not bear good fruit is cut down and thrown into the fire."

There were three types of people he spoke to. On the lines provided below, write John's answer to them. Consider each verse and in the box beside it tell what qualities John wanted to see in their lives.

1. The people in general (Luke 3:11)

\_\_\_\_\_  
\_\_\_\_\_  
\_\_\_\_\_  
\_\_\_\_\_

\_\_\_\_\_  
\_\_\_\_\_  
\_\_\_\_\_  
\_\_\_\_\_

2. Tax collectors (Luke 3:13)

\_\_\_\_\_  
\_\_\_\_\_  
\_\_\_\_\_  
\_\_\_\_\_

\_\_\_\_\_  
\_\_\_\_\_  
\_\_\_\_\_  
\_\_\_\_\_

3. Soldiers (Luke 3:14)

\_\_\_\_\_  
\_\_\_\_\_  
\_\_\_\_\_  
\_\_\_\_\_

\_\_\_\_\_  
\_\_\_\_\_  
\_\_\_\_\_  
\_\_\_\_\_

# John the Baptist

## Activity B – Fruits of Repentance

John the Baptist said, "Every tree which does not bear good fruit is cut down and thrown into the fire."

There were three types of people he spoke to. On the lines provided below, write John's answer to them. Consider each verse and in the box beside it tell what qualities John wanted to see in their lives.

### 1. The people in general (Luke 3:11)

---

---

---

---

---



### 2. Tax collectors (Luke 3:13)

---

---

---

---

---

### 3. Soldiers (Luke 3:14)

---

---

---

---

---

*This page is intentionally blank*

# Jesus baptised and tempted

Matthew 3:13-17;

4:1-11;

Mark 1:9-13;

Luke 3:21-22;

4:1-13; John 1:29-34

## Storyline

When Jesus came to John to be baptised, John at first resisted, saying that he needed rather to be baptised by Jesus. Jesus insisted, not because He had any sins to repent of, but to fulfill all righteousness. As He rose from the waters of baptism, the Father confirmed His sonship. The Holy Spirit descended on Him like a dove and God spoke from heaven: "This is My beloved Son, in whom I am well pleased." Jesus was then led by the Holy Spirit into the wilderness to be tempted by the devil. When He had fasted for forty days and was hungry, the devil tempted Him severely. Through His love and reverence for His Father, and through understanding of His word, Jesus resisted the devil and eventually commanded him to flee. Angels then came and ministered to Him.

## Suggested Teaching Approach

1. **Theme 1** (Use in conjunction with Activity A). Discuss or act out: if you wanted to help someone get to a particular destination, what would be the best way to do it? (a) tell them, (b) draw them a map, (c) actually join them and lead the way there yourself? Brief discussion of how the Holy Spirit is our Helper.
2. **Theme 2** (Use in conjunction with Activity B). Role play a scene between two children - one wanting to tempt the others to do something he ought not. Call for suggestions from other children as to what each child might say. Discuss what and why things tempt us, and ways in which we can overcome temptation. Lead to Jesus' interaction with Satan after His baptism.

## Theme One

### "We have a Helper"

When Jesus, the Son of God, was baptised, the Father spoke from heaven and the Holy Spirit came upon Him like a dove. Jesus described the Holy Spirit as the Helper. He stayed with Jesus as His Helper. Jesus has sent Him to be our Helper too. We should allow the Holy Spirit to be our Helper, and do what He wants to do in us and through us.

### Key Thought

The Helper, the Holy Spirit, was sent to teach us and guide us and to enable us to please the Father.

### Aim

For the children to know we can only walk God's way with help from the Holy Spirit.

### Memory Verse

*"He will give you another Helper; that He may abide with you forever - the Spirit of truth." (John 14:16-17).*

## Theme Two

### "Overcoming temptation"

Satan tried to make Jesus disobey God just like he made the first man and woman, Adam and Eve, disobey God. His trickiness was answered by the Scriptures. Jesus had the capacity to overcome Satan's temptations because He knew and loved God and understood His word in His heart. From an early age, He had heard and responded to the word of God. As we, too, devote ourselves to responding to His word, we find strength to overcome temptation and self-centredness.

### Key Thought

When God's word is hidden in our heart and meditated upon, we cannot help but be God-centred. From this place, we have authority and power to overcome temptation.

### Aim

To encourage the children that through their love of God's word and personally knowing Him, they can overcome the temptations they face.

### Memory Verse

*"For in that He Himself has suffered, being tempted, He is able to aid those who are tempted." (Hebrews 2:18).*



## Activity A – Crack the Code

### Materials

- 1 Activity Sheet per child.
- Pens/pencils.

### Steps

- The children use the code to decipher the verse.

Can you crack the code to discover the verse written here?

表	夕	火	府	夜	女	士
I	S	A	W	T	H	E
夕	旧	表	風	表	夜	
S	P	I	R	I	T	
金	士	夕	木	士	北	金
D	E	S	C	E	N	D
日	風	新	西	女	士	火
F	R	O	M	H	E	A
南	表	東	士	火	金	新
L	I	K	E	A	D	O
北	新	旧	朝	風	夕	夜
N	O	P	Q	R	S	T
U	V	W	X	Y	Z	
北	新	旧	朝	風	夕	夜

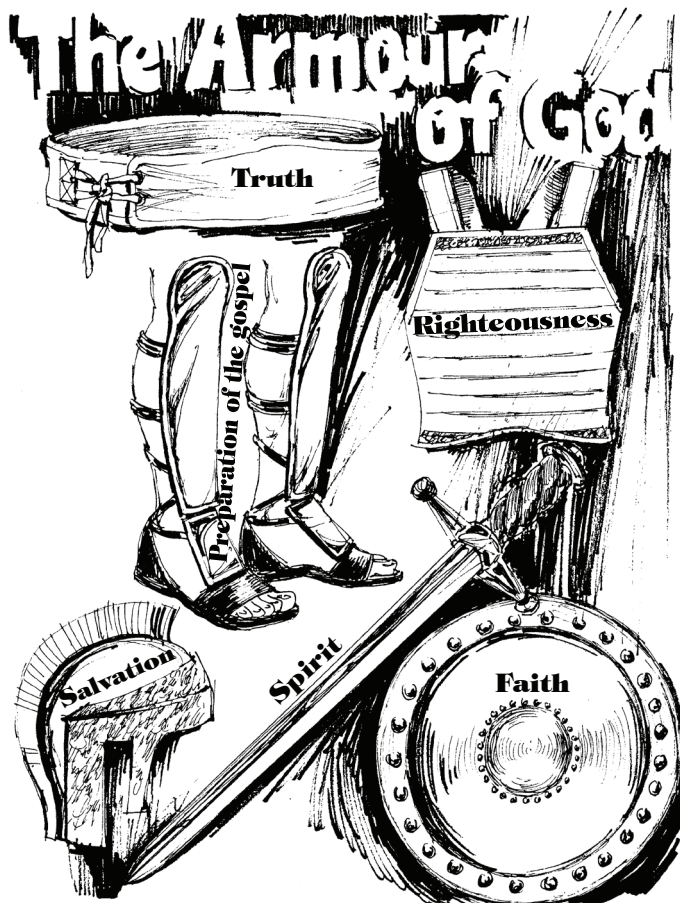
## Activity B – Armour of God

### Materials

- 1 Activity Sheet per child.
- Felt pens/colouring pencils.
- Bibles.

### Steps

- Look up and read Ephesians 6:13-17.
- The children colour the pieces of armour, then write on each piece what it represents as shown in the Scripture.
- Discuss with the children how the armour of God can be used in our daily walk to overcome temptation.



# Jesus baptised and tempted

## Activity A – Crack the Code

Can you crack the code to discover the verse written here?



表 夕 火 府 夜 女 土

---

夕 旧 表 昼 表 夜

---

金 土 夕 木 土 北 金 表 北 男

---

日 昼 新 西 女 土 火 県 土 北

---

南 表 東 土 火 金 新 県 土

---

A B C D E F G H I J K L M


火 水 木 金 土 日 男 女 表 裏 東 南 西

N O P Q R S T U V W X Y Z

北 新 旧 朝 昼 夕 夜 国 県 府 道 都 火

# Jesus baptised and tempted

## Activity B – The Armour of God



# The call of the disciples

John 1:35-51;  
Matthew 10:1-4;  
Luke 10:1-12

## Storyline

Two of John the Baptist's disciples knew about Jesus as a teacher. Moses and the prophets had testified of Him and John had pointed Him out to them. As they spent time with Jesus after they decided to follow Him, they came to know Him as the Messiah, the Christ. Andrew then spoke of Jesus, the Christ, to his brother, Simon Peter. Jesus called Philip to follow Him and Philip came to know Jesus, the Christ. Philip then found Nathanael and encouraged him to "come and see" the One of whom Moses and the prophets had written. When Nathanael realised that Jesus knew him well, he became a disciple, declaring, "You are the Son of God". In all, Jesus called twelve disciples whom He chose to be apostles, including Judas whom He knew would betray Him. Later, Jesus appointed seventy others and sent them in pairs into all the towns that He was going to visit afterwards. These seventy were to preach that the Kingdom of God was near and to heal the sick.

## Suggested Teaching Approach

1. Ask the children who they have heard about in history and what he/she has done.
2. Ask what they would know about this person if they met him/her.
3. Discuss the difference between knowing this person personally and only knowing **about** this person.

## Theme One

### "Disciples of Jesus"

All these men knew about Jesus but as they followed Him and spent time with Him, they became true disciples. Each disciple was told of Jesus by another. Even so, knowing about Jesus was not sufficient. To become a true disciple, they had to meet Him personally and follow Him. In the same way, it is not sufficient for us to know about Jesus. We need to know Him personally and become His disciple.

### Key Thought

To become a true disciple of Jesus, we need to meet Him personally and follow Him as He leads us through our life.

### Aim

To challenge the children as to whether they are true disciples knowing Jesus personally.

### Memory Verse

*"And he who does not take his cross and follow after Me is not worthy of Me." (Matthew 10:38).*

## Theme Two

### "He knows each one of us"

As Nathanael came to Jesus he was amazed that Jesus knew him already. This secured him immediately. We can feel very secure to know that Jesus knew us before we had even heard of Him. Once we have this reassurance, like Nathanael, we can have a response of "You are the Son of God"!

### Key Thought

Knowing that we are known of Him comforts, secures, reassures and sets us free.

### Aim

For the children to be thankful and secure in the knowledge that they are known and loved of Him.

### Memory Verse

*"You know my sitting down and my rising up; You understand my thought afar off." (Psalm 139:2).*



## Activity A – Word Shuffle – Cardboard Pieces

### Materials

- 3 cardboard rectangles, each a different colour, with a heading printed in capital letters on each.  
Headings:  
CALL TO ALL  
CAREER CALL  
CALL TO SERVE IN THE BODY
- 12 pieces of cardboard all in the same colour (but not the colour of any of the headings), of any shape you choose. One of the following words/word groups is to be written on each shape:

Helpful to others	Doctor
Pray	Nurse
Be Baptised	Secretary
Obedience	Healing
Farmer	Word of knowledge
Homegroup leader	Working miracles

### Steps

- Point out to the class that it could be said that there are three sorts of calls of the Lord for people, and the key to being a good disciples is to hear and obey.
- Either by using pins on a board, or shuffling on a table or floor, place the three headings in a horizontal line and have the children, as a group, shuffle the rest of the cardboard pieces with their words, to place them beneath the appropriate heading so three columns are formed.
- Variation: Divide the cardboard shapes amongst the children and have them place them beneath the appropriate heading.
- Discuss with the children that some of the Lord's calls are for everyone and some are for specific people.

### Answer

- CALL TO ALL: Helpful to others; Pray; Be baptised; Obedience
- CAREER CALL: Farmer; Doctor; Nurse; Secretary
- CALL TO SERVICE IN THE BODY: Healing; Word of knowledge; Homegroup leader; Working of miracles.

## Activity B – “Who Gets to be a Disciple” Game

### Materials

- Balloons (the number will depend on the size of your class).
- Paper.
- Pen and paper to score with.
- Bibles.
- Prize (if desired).

### Steps

#### At Home

- Choose a number of Bible references and write them down (you may wish to choose ones with relevance to the story, or other stories this term).
- Write out the names of all or some of the disciples (they are listed in Matthew 10:2-4) on small pieces of paper and write a number of points beside each name. Fold up the pieces of paper.
- Have blank pieces of paper folded the same way.

#### Before Class

- Blow up balloons (they don't have to be too large) and put a piece of paper with the name of the disciples in each balloon, and a blank piece of paper in other balloons.

#### In Class

- Read out a Bible reference and see who is first to find the verse in their Bible. The child then reads out the verse.
- Have that child choose a balloon and sit on it to burst it. If they get a balloon with the name of a disciple in it and points beside it, they score that many points. If they get a blank piece of paper they get no points.
- Continue on doing this until all the balloons are burst.
- The child with the most points is the winner and may receive the prize if you choose to have one.



# Water turned to wine

John 2:1-11

## Storyline

Jesus, His disciples and His mother were invited to a wedding in Cana of Galilee. When they ran out of wine, Jesus' mother asked for His help and told the servants to do whatever He told them. Jesus instructed them to fill the six stone water-pots with water and this turned to better wine than they had used before. This was the first miracle that Jesus performed and His disciples believed in Him.

## Suggested Teaching Approach

1. Discuss weddings and how they are usually places where good friends and relatives are invited.
2. Talk about Jesus being there with His mother and disciples.
3. People must have known He was special because they accepted His help and trusted Him when the wine ran out.
4. Point out how Jesus cared and helped even in this small thing.
5. Tell the children that we need to know Jesus wants to share in all parts of our lives.

## Theme One

### "Cast your cares upon the Lord"

When they ran out of wine at the wedding feast, Mary, the mother of Jesus, knew that Jesus could do something about it. She told Him the trouble and she told the servants to do whatever He told them to do. When we have problems, we need never fear that it is too small to tell to Jesus. Jesus is our friend and we can tell Him all about our troubles.

### Key Thought

The Lord knows all about our troubles, but He wants us to talk to Him about them. We can be sure that He cares and that He will find an answer for us.

### Aim

To have the children understand that God is interested in the problems they have in their lives and wants to help them.

### Memory Verse

*"Cast your burden on the Lord, and He shall sustain you; He shall never permit the righteous to be moved." (Psalm 55:22).*

## Theme Two

### "Obey the Lord"

All the servants had to do with their problem was to obey the instructions given by Jesus. They were encouraged by His mother, who knew He had been sent by God for a special reason, to listen to Him and do as He said. In the same way, we must do what He tells us to do. Then we can trust Him to work things out for us.

### Key Thought

In God's word we can find guidance and help in all our problems. We must hear it and obey it.

### Aim

For the children to realise that they need to turn to the Lord, trusting in Him, not themselves. Then He will help them work through their difficulties.

### Memory Verse

*"His mother said to the servants, 'Whatever He says to you, do it'." (John 2:5).*

## Activity A – Reporting

### Materials

- 1 Activity Sheet per child or group of children.
- Pens/pencils.

### Steps

- Divide the class into singles and groups to represent:
  - Jesus
  - Jesus' mother
  - Bridegroom
  - Disciples
  - Servants
- Each group or person writes a report, from their position, of what happened at this wedding at Cana of Galilee.



## Activity B – Group Discussion

### Materials


- 1 sheet of paper per group.
- Pens/pencils.

### Steps

- Divide into groups of 2 or 3.
- In groups, children list examples of how they can practically serve in the following 3 areas
  - Home
  - School
  - Church
- In the larger group, discuss the responses of each of the smaller groups.

# Water turned to wine

## Activity A - Reporting



Wedding at Cana

A scroll graphic with a title and lined writing area. The scroll is light beige with a dark green border and a dark green shadow. The title 'Wedding at Cana' is written in a black, gothic-style font at the top. Below the title is a large area with horizontal lines for writing.

*This page is intentionally blank*

# The temple cleansed, Nicodemus

John 2:13-22;3:1-21

## Storyline

After His first miracle near the time of Passover, Jesus went to Jerusalem and found money changers doing business in the temple. He drove them out. The Jews sought a sign to explain Jesus' actions. He replied, "Destroy this temple, and in three days I will raise it up." The Jews didn't understand how He could raise up the temple that had taken 46 years to build. Jesus was speaking of the temple of His body and the disciples remembered this after His resurrection. Nicodemus, a ruler of the Jews, came to Jesus at night. Jesus spoke to him of being born again of water and Spirit in order to see and enter the kingdom of God. Nicodemus could not understand these things. Jesus then spoke of why God had sent Him into the world.

## Suggested Teaching Approach

1. Read relevant Scriptures as a class exercise.
2. Discuss the significance of Jesus' body being likened to the temple. How does this apply to us in the body today?
3. Discuss what it means to understand the word of God with our hearts and not just our minds.
4. Pray as a group, seeking to understand what has been said today, by the Spirit.

## Theme One

### "Born from above"

Nicodemus was a teacher and knew a lot about the Old Testament. He would probably have enjoyed a discussion with Jesus. He did not know it, but what he really needed was a new life; he needed to be born again. In fact, unless he was born again - born of water and the Spirit - he could not see or enter the kingdom of God.

### Key Thought

Those who are born from above - Father, Son and Holy Spirit dwelling in their hearts - belong in God's kingdom.

### Aim

For the children to understand when a person is born again.

### Memory Verse

*"Most assuredly, I say to you, unless one is born of water and the Spirit, he cannot enter the kingdom of God." (John 3:5).*

## Theme Two

### "You are the temple of God"

Jesus cleansed the world's ways out of the temple which was a place for prayer and worship. When challenged, He said that if they destroy this temple - that is, His body - He would raise it up in three days. He was speaking prophetically about His death and resurrection. Our bodies are His temple and we should be careful that we do not defile His temple by bringing worldly ways into our lives.

### Key Thought

We are now the temple of God where His Holy Spirit dwells. Our bodies are a place of worship and prayer, and we are holy unto God.

### Aim

For the children to understand that God's temple is not a building, but that we are His temple. Jesus cleanses and purifies us.

### Memory Verse

*"Do you not know that you are the temple of God and that the Spirit of God dwells in you?" (1 Corinthians 3:16).*

## Activity A – Word Search

### Materials

- 1 Activity Sheet per child.
- Pens/pencils.

### Steps

- The children find the words listed in the word search.



## Activity B – Discussion

### Materials

- Blackboard and chalk or whiteboard and marker.
- Bibles and concordances.

### Steps

- List the following terms on the board:  
Kingdom of God  
Water and the Spirit  
Perish  
Everlasting Life  
Son of Man  
Serpent in the Wilderness  
Condemn
- Allow the children to discuss their understanding of these terms.
- Show the children how to use a concordance, and have them look up the terms and find other Scriptures that might help explain them.



# The temple cleansed, Nicodemus

## Activity A – Word Search

**FIND THE WORDS LISTED BELOW  
IN THE WORD SEARCH. CIRCLE THEM.**

A	K	E	W	H	N	T	U	B	O	I	M	B
U	M	I	I	O	I	F	E	S	P	G	D	O
B	R	P	N	M	C	B	W	H	I	P	Z	R
Z	F	A	P	G	O	U	G	E	T	A	J	N
C	K	S	E	L	D	R	R	E	O	G	E	P
F	P	S	X	P	E	O	I	P	S	A	S	E
I	N	O	S	H	M	H	M	W	P	I	U	C
K	G	V	W	T	U	S	L	H	T	N	S	N
O	X	E	N	A	S	M	O	N	E	Y	W	S
G	S	R	O	P	T	O	K	I	V	N	P	O
Q	L	W	T	O	T	R	U	T	H	I	A	E
S	T	B	Q	R	E	B	W	E	R	G	H	T
A	A	V	G	S	A	Y	A	I	E	Q	B	O
J	B	I	F	E	C	O	T	E	M	P	L	E
P	L	O	H	W	H	S	E	A	R	D	O	B
A	E	D	V	X	E	W	R	T	Z	U	T	I
U	S	F	P	E	R	U	E	R	L	B	Y	E
R	U	D	O	V	E	S	L	M	E	R	O	P

KINGDOM, NICODEMUS, BORN, WHIP, SHEEP, OXEN,  
DOVES, TABLES, PASSOVER, TEMPLE, MONEY, WATER,  
SPIRIT, ABOVE, TEACHER, AGAIN, TRUTH, JESUS

*This page is intentionally blank*

# The woman at the well

John 4:3-42

## Storyline

This passage of Scripture relates the encounter between Jesus and a Samaritan woman of doubtful moral standing. The meeting took place at Jacob's well at the village of Sychar in Samaria. A discussion took place about two kinds of water, natural and spiritual. This led to discussion about two kinds of worship, one at a place and the other based in relationship, not tied to a place. Jesus emphasised that true worshippers are those who are in relationship with the Father and thus worship in spirit and in truth. During the encounter, Jesus revealed Himself to the woman as the Messiah. She testified to others of her village. They believed, not only through her testimony, but also as they heard Jesus themselves.

## Suggested Teaching Approach

1. **Theme 1.** Discuss with the children what it is that some people worship - eg. pop stars, football heroes, money, cars, etc. What is the difference between these and true worshippers of God?
2. **Theme 2** with Activity A (Sculpture of the well). Tell the story to the children and discuss how God knows everything about us. Talk about why this is important for their lives. Now do the Activity A, asking the children to make a sculpture of the well. At the end of the lesson, have the children relate what happened at the well from different perspectives.

## Theme One

### "True worshippers"

Jesus said that true worshippers are those who worship God in Spirit and in truth. He also indicated that God is spirit and that He is the Father. He was saying that those who worship God must be in a spiritual relationship with the Father. True worship does not happen because a person attends a particular place or does certain things, as the Jews and Samaritans believed. It happens in the midst of a spiritual relationship involving the Father and those who are His children.

### Key Thought

True worship can only take place in the context of a relationship, spirit to spirit with the Father.

### Aim

To help the children understand that true worship is a matter of relationship with God, not going to church and doing certain things.

### Memory Verse

*"True worshippers will worship the Father in Spirit and truth; for the Father is seeking such to worship Him." (John 4:23).*

## Theme Two

### "The Lord knows you"

When we meet someone for the first time, for instance, someone new at school, we find out about them by asking them questions. Sometimes we may ask other people who know them. Jesus doesn't have to ask us questions, neither does He have to ask other people about us. He knows us through and through, and nothing is hidden from Him.

### Key Thought

It is a great comfort to know that Jesus knows all about us and understands our circumstances. But He also knows our sin.

### Aim

To have the children understand that Jesus knows each one of them inside out!

### Memory Verse

*"O Lord, You have searched me and known me." (Psalm 139:1).*

## Activity A – Sculpture of the Well

### Materials

- Stiff playdough (in various colours if possible).
- 1 piece of cardboard per child, to form a base on which to do the sculptures.
- Scissors.
- Sticks.
- Cotton wool.
- Match sticks.
- Paddle pop sticks.
- Coloured paper/cardboard.
- Any other things that could be used as clothing or enhancements to the sculpture.

### Steps

- The children make a sculpture of the well.
- When finished, they display their sculpture to the class and share what happened at the well from different perspectives.

### Playdough Recipe (Made prior to the lesson)

- 2 cups flour.
- 1 cup salt.
- Food colouring.
- Water.
- Add food colouring to water, mix dry ingredients together, then add enough water to make a stiff, mouldable consistency.
- Repeat this recipe until you have enough for the whole class, perhaps making different colours with different food colouring.

## Activity B – Bible Search

### Materials

- 1 Activity Sheet per child.
- Pens/pencils.
- Bibles.
- Prizes, if desired.

### Steps

- Work on these questions as a whole class activity.
- The children all have their Bibles shut in front of them, then when the teacher says “go” they try and find the first Scripture. The child that finds it first reads it out and receives a prize.
- The children then individually write the answers down to that question.
- Repeat this process with each question, and compare/discuss answers at the end.

### Answers

1. Eternal/everlasting life or living water.
2. A prophet, because He told her everything she had done.
3. People to worship God in spirit and in truth.
4. Living water/eternal life and true worship.
5. She left her water pot and went and told the men of the city about Him.
6. To do the will of God.
7. Bringing men into the kingdom of God.
8. Because of what the woman said about Him.
9. Because of what they heard Jesus say.

Read the Scriptures and answer the questions.

1. What is the gift of God? (John 4:10,14; Romans 6:23) .....
2. Who did the woman think Jesus was? Why? (John 4:17-19,38) .....
3. What is God seeking from people? (John 4:23,24) .....
4. What two things didn't the woman understand? (John 4:16-18,20-23) .....
5. What was the woman's response to Jesus saying He was the Messiah? (John 4:26,29) .....
6. Jesus told the disciples that He had other food! What was it? (John 4:32-34) .....
7. What type of harvest is Jesus really talking about? (John 4:35-38; Mark 1:17) .....
8. Why did the Samaritans first believe? (John 4:39) .....
9. Why did they believe later on? (John 4:42) .....

# The woman at the well

## Activity B – Bible Search

Read the Scriptures  
and answer the questions.

1. What is the gift of God? (John 4:10,14; Romans 6:23) .....
2. Who did the woman think Jesus was? Why? (John 4:17-19;39) .....
3. What is God seeking from people? (John 4:23,24) .....
4. What two things didn't the woman understand? (John 4:10-15,20-23) .....
5. What was the woman's response to Jesus saying He was the Messiah? (John 4:28,29) ...
6. Jesus told the disciples that He had other food! What was it? (John 4:32-34).....
7. What type of harvest is Jesus really talking about? (John 4:35-38; Mark 1:17) .....
8. Why did the Samaritans first believe? (John 4:39).....
9. Why did they believe later on? (John 4:42) .....



*This page is intentionally blank*



# Healing of the paralysed man

Mark 2:1-12;  
Matthew 9:1-8;  
Luke 5:17-26

## Storyline

Great crowds gathered to the house where Jesus was staying in Capernaum to hear Him preach. Four men who brought their paralysed friend to see Jesus couldn't get in at the door so they had to lower him through the roof on his stretcher. Jesus marvelled at their faith and forgave the man's sins. The scribes looking on objected to Jesus using God's authority to forgive sins. Jesus answered their criticism and told the paralysed man to get up, take his bed and walk. All who saw this miracle were amazed and glorified God.

## Suggested Teaching Approach

1. Discuss the fact that the Lord is interested in healing our 'whole' being and that it is more important to be right spiritually than physically.
2. Discuss the loyalty of the friends to get the paralysed man to Jesus - do we bring our friends to Jesus?

## Theme One

### "Power to make whole"

Because of the faith of the paralysed man and his four friends, Jesus told him that his sins were forgiven. Then He healed his body, so that he was able to get up and take his bed and go home. Where there is faith, Jesus can forgive us our sins and He can also heal our bodies.

### Key Thought

If we believe, we can trust the power of God to forgive us our sins and heal our bodies.

### Aim

For the children to understand that Jesus has been given power to do anything.

### Memory Verse

*"Salvation and glory and honour and power belong to the Lord our God!" (Revelation 19:1).*

## Theme Two

### "Care for one another"

The love of the paralysed man's friends was a positive example of faith in the Lord. They did not leave him when there was hope of healing, but went to great lengths to bring him to Jesus. Even though we cannot take our friends to Jesus as these people did, we can take them to Him in prayer, believing He will heal them.

### Key Thought

One good way to help and care for our friends is to pray for them in faith that the Lord will hear our prayers for them.

### Aim

For the children to realise the importance of praying for our friends.

### Memory Verse

*"By this all will know that you are My disciples, if you have love for one another." (John 13:35).*

## Activity A – News Reports

### Steps

- Choose different children (or pairs of children) to report their view of the healing of the paralysed man from the point of view of:
  - The paralysed man.
  - One of his friends.
  - Someone in the house.
  - One of the scribes.
  - Jesus.

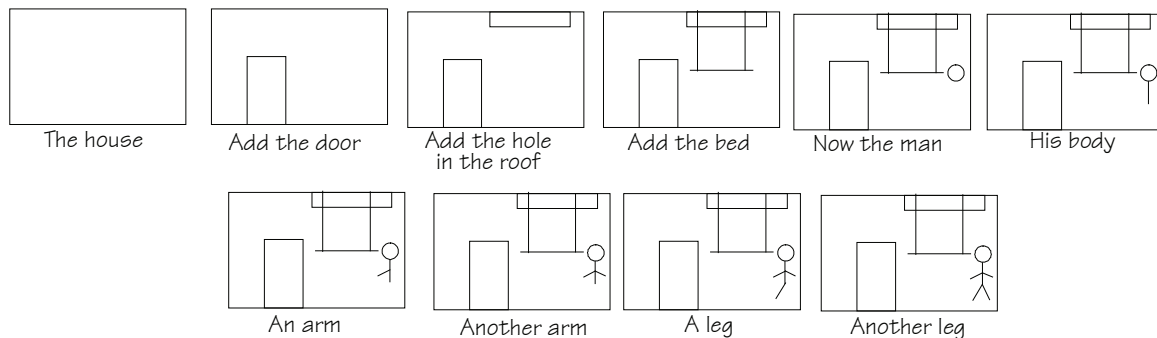
## Activity B – “Heal the Man”

### Materials

- Blackboard/whiteboard or cardboard.
- Chalk/markers/pens.
- Prizes, if required.

### Steps

- Play a version of “hangman” but instead “heal the man”.
- Choose a word or phrase from the story and write on the blackboard a dash for each letter in the word.
- The children take turns to begin to guess then which letters they think are in the word. If they guess correctly, write the letter on the dashes, as many times as it appears in the word.
- When they guess a letter incorrectly, draw a section of the picture of the paralysed man being healed, as shown in the diagram below.



- When it is a child’s turn and they think they know the whole word, they can guess it, but if they get it wrong they are out of the game until you start on the next word.
- The idea is to guess the word before the paralysed man is healed.
- When a child completes a word, ask them one of the True/False questions below.

### Questions/Answers

- Whilst Jesus was in Capernaum, many people gathered to hear Him. (True)
- Five men brought their friend, who was sick of the palsy. (False)
- The men let their friend, on his bed, down from the roof. (True)
- The first word Jesus spoke to the man was, “Arise”. (False)
- Jesus knew that the scribes were questioning what He said. (True)
- The Son of Man had power to forgive sins. (True)
- The man who had been sick of the palsy, carried his own bed out of the house. (True)

# The house built on the rock

Matthew 7:24-29;  
Luke 6:46-49

## Storyline

Jesus said that any man who hears His words and puts them into action is like a wise man building on a strong foundation. Others hear His words but do nothing about what they hear. They are like a foolish man building on an unstable foundation. The natural elements of rain, flood and wind come against both men's buildings. What the wise man had built stayed firm. The greatness of the fall of the other man's building illustrated the foolishness of hearing Jesus' words only, without laying the sure foundation of doing them as well.

## Suggested Teaching Approach

1. Discuss with the children the problems experienced on the coast with the sea gradually wearing away the sand, beaches disappearing and houses on the seafront slipping. How can this be prevented?
2. Have a tray of sand and pour a glass of water into the middle showing the unstable quality of sand.
3. Pour a glass of water over a rock and note the effect.
4. Relate all of the above to our lives.

## Theme One

### "Hearers and Doers"

Jesus spoke of two different types of men and compared these two types with two types of builders. Jesus said that a man who hears His word and does what He says is like a wise builder who builds his house on a rock foundation. But a man who hears His word and does not do what He says is like a foolish builder who builds his house on sand. Whether we are wise or foolish, there are spiritual activities which come against us. Jesus likened these to natural elements – wind (various teachings and philosophies), rain (steady trial of our faith) and flood (torrent of strong events that could sweep us away from God's purposes). The wise man, who hears and obeys the Lord's words, can withstand these forces.

### Key Thought

Just a verbal assent to the truth and reality of Jesus' words does not prepare us for the difficulties that our lives bring. Actually putting His words into practice does.

### Aim

For the children to realise they can't just let 'things' happen. They must stand firm and be active in God's spiritual life.

### Memory Verse

*"But be doers of the word, and not hearers only, deceiving yourselves." (James 1:22).*

## Theme Two

### "Make your foundations secure"

A house needs to be built well, but even more importantly, it needs good foundations. If you watch builders, you will see they spend a lot of time on foundations. The Lord Jesus is the Rock and we need to make sure our lives are built on Him. Many people seem to lead good lives and seem to have it all together, but when crises come, they fall apart because they don't have a good foundation.

### Key Thought

Jesus said a man who builds his house on the rock is a wise man. He said anyone who hears His words and does them is like this wise man.

### Aim

To make the children aware that they need Jesus as the foundation of their lives.

### Memory Verse

*"For no other foundation can anyone lay than that which is laid, which is Jesus Christ." (1 Corinthians 3:11).*

## Activity A – Construction

### Materials

- Paddle pop sticks.
- Craft glue.
- Small piece of masonite or board.
- Piece of paper.

### Steps

- Have half the class build a good, solid, square house with the paddle pop sticks and the masonite base, and the other half build a crooked, higgledy-piggledy house on paper for the base.

## Activity B – Word Search

### Materials

- 1 Activity Sheet per child.
- Pens/pencils.


### Steps

- The children find the words listed in the word search, then, ignoring the 'x's, write down the spare letters to find the hidden message.

### Answer

- Jesus is the Rock.

There is a message hidden in this word search. Firstly, find all the words listed below and circle each letter of the words in the word search. Some of them will be diagonal, backwards or upside down. When you have circled all the letters, there will be some letters left over. If you ignore all the 'x's you should be able to find the secret message.



HEARER	BEAT	FOUNDATION	SHAKE	LORD	EVERY
SAND	WIND	ROCK	DEEP	AUTHORITY	ONE
HOUSE	BUILDING	PARABLE	RUIN	TEACHING	FELL
ROCK	JESUS	FLOOD	VEHEMENTLY	SCRIBES	PEOPLE
STORM	DOER	RAIN	FALL	ASTONISHED	MAN
FOOLISH	WISE				

# The house built on the rock

## Activity B – Word Search

There is a message hidden in this word search. Firstly, find all the words listed below and circle each letter of the words in the word search. Some of them will be diagonal, backwards or upside down. When you have circled all the letters, there will be some letters left over. If you ignore all the 'x's you should be able to find the secret message.

X	E	J	B	U	I	L	D	I	N	G	X	E	X	S
D	V	X	U	E	S	T	O	R	M	X	D	S	L	F
E	E	I	H	E	A	R	E	R	F	J	O	L	X	O
H	R	O	N	E	N	T	H	O	U	S	E	S	X	O
S	Y	W	I	N	D	G	U	C	T	F	R	S	A	L
I	X	I	X	H	X	N	N	K	E	U	X	X	U	I
N	N	S	X	P	D	D	R	I	I	X	O	X	T	S
O	I	E	C	A	X	R	M	N	H	K	X	X	H	H
T	A	B	T	R	X	O	P	A	X	C	X	X	O	A
S	R	I	F	A	L	L	E	X	N	X	A	X	R	K
A	O	R	X	B	X	P	E	O	P	L	E	E	I	E
N	C	C	F	L	O	O	D	X	X	X	X	X	T	X
X	K	S	V	E	H	E	M	E	N	T	L	Y	Y	X

HEARER  
SAND  
HOUSE  
ROCK  
STORM  
FOOLISH

BEAT  
WIND  
BUILDING  
JESUS  
DOER  
WISE

FOUNDATION  
ROCK  
PARABLE  
FLOOD  
RAIN

SHAKE  
DEEP  
RUIN  
VEHEMENTLY  
FALL

LORD  
AUTHORITY  
TEACHING  
SCRIBES  
ASTONISHED

EVERY  
ONE  
FELL  
PEOPLE  
MAN

*This page is intentionally blank*



# Jesus stills the storm

Mark 4:35-41;  
Matthew 8:18, 23-27;  
Luke 8:22-25

## Storyline

One day, Jesus and His disciples got into a boat to cross the Sea of Galilee. Jesus had had a very busy day and was tired, so He fell asleep. Suddenly, there was a great wind that started to blow. The waves began to break over the boat. Although some of the disciples had been fishermen and were used to the storms on the Sea of Galilee, they were scared at this storm. They woke up Jesus and said, "Lord, save us! We are perishing!" He rebuked them for having such little faith and then He rebuked the wind and waves and told them to be still. Immediately there was calm. The disciples marvelled and wondered just who Jesus could be, that even the winds and sea obey Him.

## Suggested Teaching Approach

Talk to the children about boats, from big supertankers down to small rowing boats. Ask if any of them have been in a boat. Then ask them:

- Has any one been in a boat in a storm?
- Who's seen the sea when it is very rough and the wind is blowing a gale?
- What do you think it would be like to be in a boat, a bit bigger than a rowing boat with a small sail, in a storm?

## Theme One

### "The Lord always cares for His people"

Because Jesus was asleep, the disciples thought He did not care what was happening to the boat. He knew exactly what was happening, and He had allowed it to happen to test their faith. If they had really had faith in Him, they would not have been afraid. Now Jesus has gone back to the Father and He never sleeps. He always watches over us. He knows everything that is happening to us. He wants us to learn to trust in Him and not fear the things that happen around us.

### Key Thought

Those who really trust the Lord do not need to fear, no matter what happens. The Lord knows all about us and He cares for us.

### Aim

For the children to understand that those who really have faith in the Lord do not need to fear.

### Memory Verse

*"Be anxious for nothing, but in everything by prayer and supplication, with thanksgiving, let your requests be made known to God."*  
(Philippians 4:6).

## Theme Two

### "Obey the Lord"

The Lord demonstrated His authority over the elements of creation during His life as a man on earth. When He told the wind and sea to be calm, they obeyed Him. This amazed the disciples, but they should have expected this to happen. All things were created through Him and for Him, and the creation obeys Him. Of course, He expects us to obey Him too. This is how we demonstrate our faith in God.

### Key Thought

The Lord has the right to order every part of creation to obey His commands. He expects us, also, to obey Him.

### Aim

To help the children to realise how important it is to obey the Lord.

### Memory Verse

*"He became the author of eternal salvation to all who obey Him."*  
(Hebrews 5:9).

## Activity A – Make a Boat

### Materials

- Paddlepop sticks.
- Bamboo skewers.
- Cardboard.
- Glue.
- Scissors.
- Sticky tape.
- Paper for sails.
- Pipe cleaners.


### Steps

#### At Home

- Cut the shape of a boat (as per diagram) out of the cardboard, one for each child.
- Cut the paper into shapes suitable for the sails of the boats.

#### In Class

- Glue paddlepop sticks over the cardboard to form the base of the boat, then glue the sticks flat on top of each other to make the sides. Cut some paddlepop sticks in half to form the shape of the front and back of the boat.
- Use the bamboo skewers to form uprights for the sails, holding them in place on the bottom of the boat with sticky tape.
- Tape the paper 'sails' to them.
- Make people out of the pipe cleaners to put in the boat to represent Jesus and the disciples.



## Activity B – Make a Boat and Re-enact the Story

### Materials

- Large cardboard box or boxes.
- Broom.
- White material (a sheet could be used).
- String or rope.
- A blue sheet or blue material or paper.
- An electric fan.
- Dress-up clothes.
- Morning tea provisions.

### Steps

- Make a very large boat out of the cardboard box or boxes.
- Use the broom for the mast and white material for the sails. Make sure the mast is quite secure.
- Put the blue material on the ground to be the sea.
- The children can all climb into the boat, one of them pretending to be Jesus and falling asleep.
- The children can pretend to do things that sailors would do: hoist up the sail, scrub the decks, look out for land or for pirates, etc.
- Some children can just rock the box gently to give the sailing motion.
- The teacher turns the electric fan on and the children rock the boat violently like there is a storm.
- They wake 'Jesus' and he calms the storm.
- You could then all have morning tea in the boat. If you felt like being creative with the morning tea, you could make patty cakes, scoop out some of the cake in the middle to make boats out of them, put jelly babies inside for the people, a musk stick for the mast, and cut triangles shapes out of fruit roll-ups for the sails.

# The feeding of the 5000

John 6:1-14;  
Matthew 14:13-21;  
Mark 6:34-44;  
Luke 9:10-17

## Storyline

Jesus went over the Sea of Galilee, which is the Sea of Tiberias. Then a great multitude followed Him because of the miracles they had seen. Jesus went up a mountain and sat with His disciples. He saw a great multitude coming towards Him. He asked Philip where they could buy bread to feed. He was testing him for He knew what He would do. The disciples did not have enough money to feed them but Andrew told Jesus of a lad who had brought five barley loaves and two small fish. Jesus took the loaves, gave thanks, then gave them to the disciples to distribute. He did the same with the fish. There were about 5000 men plus women and children. Afterwards, when the disciples gathered the leftovers, twelve baskets were filled and all the people had sufficient.

## Suggested Teaching Approach

1. Give an overview of the story and lesson theme.
2. **Theme 1** – Discuss this miracle of God's provision. Talk about the many ways in which God supplies all of our needs.
3. **Theme 2** – Discuss this miracle of multiplication through giving. Talk about the importance of offering and the implications of the boy keeping his lunch just for himself.
4. Pray for needs in the group.

## Theme One

### "The Lord supplies all our needs"

Because the people followed Jesus willingly into the desert, He not only took care of their needs to be healed and to hear His word, but He also took care of their need for food. It seemed to the disciples that it was impossible to find food for that huge crowd in the desert. They did not know His plan and they did not understand His power. He provided enough food and to spare. We can trust God for all our needs too.

### Key Thought

God has said that He will supply our needs if we look to Him and follow Him with our whole heart.

### Aim

For the children to see the importance of seeking the Lord first in their lives and trusting Him to provide their needs.

### Memory Verse

*"And my God shall supply all your need according to His riches in glory by Christ Jesus." (Philippians 4:19).*

## Theme Two

### "God can multiply the things that we give"

Can you imagine how the boy with the loaves and fish would have felt? There was just enough for himself. If he gave the food to Jesus, it could only feed one other person. He soon discovered that the Lord could take the little that he had and make it sufficient for the whole crowd. We may think we do not have anything worthy to offer God. If we willingly give God what we have, He is able to multiply what we give so that it will be a blessing to many people.

### Key Thought

God can multiply both our abilities and possessions but only if we first give them all to Him.

### Aim

To explain to the children that all we have has been given to us by God in the first place. If we share that with others, then others are blessed and God is glorified.

### Memory Verse

*"So let each one give as he purposes in his heart, not grudgingly or of necessity; for God loves a cheerful giver." (2 Corinthians 9:7).*

## Activity A – Picnic (outdoors if possible)

### Materials

- 5 muffins or bread rolls.
- 2 fish shaped pieces of pastry.
- Drinks.
- Small bread baskets.
- Spare food (cakes/sandwiches).

### Steps

#### At Home

- Cut puff pastry into fish shapes, sprinkle it with some cheese for flavour, and bake it.

#### In Class

- Have the children break the muffins and pastry into pieces and place it in the baskets. Distribute this to the children for morning tea.
- When there is no food left, ask the children if they have had enough to eat.
- Emphasise to the children what a great miracle it was that Jesus fed 5000 people with that much food.
- While the children are eating the food, you could ask each of them to talk about something they think Jesus might have been telling the multitude.
- Share the extra food and drink if the children are still hungry.

## Activity B – Multiple Choice Questions

### Materials

- 1 Activity Sheet per child.
- Pens/pencils.
- Bibles.

### Steps

- The children tick the correct answer to the multiple choice questions.

### Answer

1. B
2. A
3. B
4. C
5. C
6. A
7. C

IN THE QUESTIONS HERE, TICK THE CORRECT ANSWER.  
REFER TO JOHN 6:1-14 TO SEE IF YOU GOT THEM RIGHT.

1. The great multitude followed Jesus because:  
(a) they were hungry  
(b) they had seen Him perform miracles in healing the diseased  
(c) they were angry with Him

2. Jesus went up on a mountain:  
(a) with His disciples  
(b) on His own  
(c) with the multitude



3. He asked Philip a question:  
(a) because He did not know what to do  
(b) to test him  
(c) because He was filling in time

4. Andrew, Simon Peter's brother, said that:  
(a) it would cost too much to feed them  
(b) they should be sent home  
(c) a lad was there who had five barley loaves and two small fish

5. Jesus took the loaves, and likewise the fish:  
(a) and ate them  
(b) and gave them back to the lad  
(c) and gave thanks and distributed them



6. When all had eaten, Jesus told His disciples to:  
(a) gather up all remaining fragments so that nothing was lost  
(b) offer "seconds" to the multitude  
(c) eat what was left



7. The 5000 men who had seen this miracle:  
(a) went home satisfied  
(b) were pleased they were not hungry  
(c) said that Jesus was "truly the Prophet who is to come into the world."

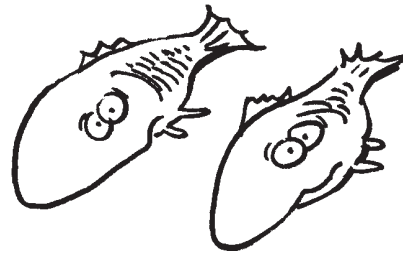
# The feeding of the 5000

## Activity B – Multiple Choice Questions

IN THE QUESTIONS HERE, TICK THE CORRECT ANSWER.  
REFER TO JOHN 6:1-14 TO SEE IF YOU GOT THEM RIGHT.

1. The great multitude followed Jesus because:
- (a) they were hungry
  - (b) they had seen Him perform miracles in healing the diseased
  - (c) they were angry with Him

2. Jesus went up on a mountain:
- (a) with His disciples
  - (b) on His own
  - (c) with the multitude



3. He asked Philip a question:
- (a) because He did not know what to do
  - (b) to test him
  - (c) because He was filling in time
4. Andrew, Simon Peter's brother, said that:
- (a) it would cost too much to feed them
  - (b) they should be sent home
  - (c) a lad was there who had five barley loaves and two small fish

5. Jesus took the loaves, and likewise the fish:
- (a) and ate them
  - (b) and gave them back to the lad
  - (c) and gave thanks and distributed them



6. When all had eaten, Jesus told His disciples to:
- (a) gather up all remaining fragments so that nothing was lost
  - (b) offer "seconds" to the multitude
  - (c) eat what was left



7. The 5000 men who had seen this miracle:
- (a) went home satisfied
  - (b) were pleased they were not hungry
  - (c) said that Jesus was "truly the Prophet who is to come into the world."

*This page is intentionally blank*



# The centurion's servant

Luke 7:1-10;  
Matthew 8:5-13

## Storyline

As He entered Capernaum, Jesus learned that a centurion's servant was very ill. He started to go to him but the centurion asked Him not to come to his house because he felt unworthy. He believed Jesus could heal the servant without visiting him. Jesus marvelled at the centurion's great faith and praised him for his respect and understanding of His authority. The centurion's servant was healed while Jesus spoke to the messengers.

## Suggested Teaching Approach

1. **Theme 1:** Discuss faith – brainstorm 'what is faith?'
2. Discuss respect, especially for authority.
3. **Theme 2:** Discuss the importance of humility – brainstorm 'what does it mean to be humble?'

## Theme One

### "Faith for healing"

God has promised that He will heal His people. All He requires is that we have faith in Him and believe that He can and will heal us and others for whom we have faith to believe. The centurion, who was a Roman, had faith and believed that Jesus could heal his servant even without Jesus going to see him. We cannot see Jesus, but He is able to heal us, if we believe.

### Key Thought

God desires the best for us and He wants to heal our sickness, but we need to have faith for this.

### Aim

To teach the children the importance of faith, so that we can ask and receive what we need, whether healing or other things.

### Memory Verse

*"Whatever things you ask when you pray, believe that you receive them, and you will have them." (Mark 11:24).*

## Theme Two

### "Grace to the humble"

A centurion was quite an important man in the Roman army. He was able to give orders to other men and they had to obey him. But the centurion in this story realised that he had no power to help his sick servant. He believed that Jesus had that power and he went humbly, asking Jesus to heal the servant. He did not even feel that he was worthy to have Jesus go to his house. When we realise that we have no power to do something, we need to be humble and confess our helplessness. We need to go to the Lord and ask Him to do what we cannot do.

### Key Thought

Pride will stop us from asking the Lord to help. We need to humble ourselves and trust Him to help us.

### Aim

To show the children their need to rely on the Lord and to not try to be independent or too proud to ask God for help.

### Memory Verse

*"Humble yourselves in the sight of the Lord, and He will lift you up." (James 4:10).*

## Activity A – Coded Message

## Materials

- 1 Activity Sheet per child.
- Pens/pencils.

## Steps

- The children use the code to discover the Scripture references.
- When all the children have completed the code, they can look up one verse each and read it to the rest of the class (the verses are all about healing).

## Answers

## I Peter 2:24

James 5:16

Psalm 107:20

Hebrews 12:13

Acts 28:8

Mark 6:13

Luke 17:15

Acts 4:14

Psalm 30:2

## Matthew 19:2

Isaiah 53:5

## Matthew 12:22

**Use the code to find all the Scripture references listed here.**



## Activity B – Story Sequencing

## Materials

- 1 Activity Sheet per child.
- Pens/pencils.

## Steps

- The children number the sentences so that they are in the correct order.

NUMBER THE SENTENCES BELOW, SO THAT THEY ARE IN THE CORRECT ORDER. LUKE 7:1-10 WILL HELP YOU.

- a. 5 The elders told Jesus that the centurion had built a synagogue.
- b. 7 The centurion sent friends to Jesus to tell Him not to come, but to speak a word.
- c. 1 Jesus entered Capernaum.
- d. 10 The friends returned and found the servant healed.
- e. 3 Elders of the Jews came to Jesus to tell Him about the centurion's servant.
- f. 2 A centurion's servant was ill, and was ready to die.
- g. 9 Jesus praised the faith of the centurion.
- h. 6 Jesus started for the house of the centurion.
- i. 4 Elders of the Jews came to Jesus and begged him to heal the servant.
- k. 8 Jesus marvelled at the words of the centurion.




















# The centurion's servant

## Activity A – Coded Scriptures

Use the code to find all the Scripture references listed




																
A	B	C	D	E	F	G	H	I	J	K	L	M	N	O	P	Q

# The centurion's servant

## Activity B – Story Sequencing

**NUMBERS THE SENTENCES BELOW, SO THAT THEY ARE IN THE CORRECT ORDER. LUKE 7:1-10 WILL HELP YOU.**

- a. .... The elders told Jesus that the centurion had built a synagogue.
- b. .... The centurion sent friends to Jesus to tell Him not to come, but to speak a word.
- c. .... Jesus entered Capernaum.
- d. .... The friends returned and found the servant healed.
- e. .... Elders of the Jews came to Jesus to tell Him about the centurion's servant.
- f. .... A centurion's servant was ill, and was ready to die.
- g. .... Jesus praised the faith of the centurion.
- h. .... Jesus started for the house of the centurion.
- i. .... Elders of the Jews came to Jesus and begged him to heal the servant.
- k. .... Jesus marvelled at the words of the centurion.



# Forgiveness in Simon's house

Luke 7:36-50

## Storyline

Jesus was invited to eat at Simon, the Pharisee's house. Simon omitted the common courtesies of feet washing shown to guests. While there, Jesus had his feet washed with tears, dried with hair and anointed with fragrant oil by a woman who was known to be a sinner. Simon was amazed that Jesus let the woman touch Him. Jesus knew Simon's thoughts and related a parable. Jesus told Simon of two debtors, who owed money to a creditor. One owed much, the other a little but he freely forgave them both. Jesus asked Simon which of the men would love the creditor more? Simon answered that it would be the one who owed the most. Jesus used the parable to tell Simon of love, the woman's demonstration of love and the forgiveness granted to her by the Lord because of her love.

## Suggested Teaching Approach

Both themes may relate to Activity A, which is a play based on the story. Tell the story and then perform the play.

## Theme One

### "A heart of compassion"

The woman who anointed the feet of Jesus was known to be a sinner. Simon, the Pharisee, was amazed that Jesus even allowed the woman to touch Him. Jesus did not judge the woman by her appearance or her past actions. He knew all about her and could make a righteous judgement. We must not judge people by their appearances. Only God can judge because only He can see the inside of man. Often those who judge others are guilty of the same things that they judge in others.

### Key Thought

It is easy to think that we are better than other people because we do not do some of the things they do. We don't know what others are really like inside and so we must not judge them. Only God is qualified to judge, because He knows what people are like inside.

### Aim

To encourage the children to accept people as they are. We should not judge others by appearances or what we have heard about them.

### Memory Verse

*"All of you be of one mind, having compassion for one another." (1 Peter 3:8).*

## Theme Two

### "Forgiven much"

The woman had lived a bad life and she knew this very well. But she had faith to believe that Jesus could forgive her. Because of this she loved Him very much. Simon had lived what he thought was a good life. He knew that God forgives sin but he felt he only had a few sins to be forgiven, so he did not love God very much. When we think we are mostly good and have only a few small faults, we will not love Jesus very much for forgiving us. If we know that our sin is very serious, we will love Him very much for forgiving us.

### Key Thought

When we think that we are mostly good, we do not feel that we have much need of Jesus and His forgiveness. In this case, we are inclined not to love Him much.

### Aim

To help the children begin to realise that all sin is serious and needs to be forgiven.

### Memory Verse

*"Her sins, which are many, are forgiven, for she loved much. But to whom little is forgiven, the same loves little." (Luke 7:47).*

## Activity A – Play

### Materials

- Copies of the play from the Activity Master.
- Dress up clothes (optional)

### Steps

- Divide class into groups of five.
- Each group rehearse the play.
- One group (more if time) act out the play for the remaining class (or a younger class).

Narrator: A Pharisee, Simon, asked Jesus to eat with him. He went to the Pharisee's house.

*(Jesus knocks on the door. Simon goes to answer the door.)*

Simon: Hello, Jesus. Come in. How are You?

Jesus: Good evening, Simon. I'm well, thanks.

Simon: Come in and sit down, Jesus, and we'll have something to eat.

*(They sit on the floor at an imaginary table. A woman enters.)*

Narrator: This woman, who was a sinner, wept, and began to wash Jesus' feet with her tears. She wiped them with her hair, kissed His feet and anointed them with oil.

Simon: *(In an aside)* This man, if He were a prophet, would know what this woman is. He wouldn't let her touch Him. She's a sinner.

Jesus: I have something to say to you, Simon.

Simon: Go ahead, teacher.

Jesus: There was a creditor who had two debtors - one owed him \$500 and one \$50. They couldn't pay so he told them to forget it. Whom do you think would love the creditor more?

Simon: I guess the one who owed the most.

Jesus: That's right, Simon. Now, see this woman? I came into your house; you gave Me no water for my feet, no kiss of greeting and you have not anointed Me with oil. This woman has done all these things. Her sins, which are many, are forgiven because she loved much. But the one to whom little is forgiven, he loves little.

Jesus: *(Turning to the woman)* Your sins are forgiven.

Narrator: And those who sat at the table with Him began to say to themselves, "Who is this who even forgives sins?"

Jesus *(To the woman)* Your faith has saved you. Go in peace.

## Activity B – Bible Characters

### Materials

- Selection of bible characters.
- White board.
- White board markers.

OR

- Butchers paper and markers

### Steps

- Three children sit in front of the white board (or paper).
- Write bible characters names above each child's head.
- Children with names above head, in turn ask class one question, eg. 'Am I from the old testament?'
- Class answer 'yes' or 'no'.
- The first child at the front to discover who they are is the winner.
- Select three different children to sit out the front.
- Write up three different bible characters and play again.



# Forgiveness in Simon's house

## Activity A - Play

Narrator: A Pharisee, Simon, asked Jesus to eat with him. He went to the Pharisee's house.

*(Jesus knocks on the door. Simon goes to answer the door.)*

Simon: Hello, Jesus. Come in. How are You?

Jesus: Good evening, Simon. I'm well, thanks.

Simon: Come in and sit down, Jesus, and we'll have something to eat.

*(They sit on the floor at an imaginary table. A woman enters.)*

Narrator: This woman, who was a sinner, wept, and began to wash Jesus' feet with her tears. She wiped them with her hair, kissed His feet and anointed them with oil.

Simon: *(In an aside)* This man, if He were a prophet, would know what this woman is. He wouldn't let her touch Him. She's a sinner.

Jesus: I have something to say to you, Simon.

Simon: Go ahead, teacher.

Jesus: There was a creditor who had two debtors - one owed him \$500 and one \$50. They couldn't pay so he told them to forget it. Whom do you think would love the creditor more?

Simon: I guess the one who owed the most.

Jesus: That's right, Simon. Now, see this woman?  
I came into your house; you gave Me no water for my feet, no kiss of greeting and you have not anointed Me with oil. This woman has done all these things. Her sins, which are many, are forgiven because she loved much. But the one to whom little is forgiven, he loves little.

Jesus: *(Turning to the woman)* Your sins are forgiven.

Narrator: And those who sat at the table with Him began to say to themselves, "Who is this who even forgives sins?"

Jesus: *(To the woman)* Your faith has saved you. Go in peace.

*This page is intentionally blank*

# The sower and the seed

Matthew 13:1-23;

Mark 4:1-20;

Luke 8:4-15

## Storyline

Jesus spoke many things in parables. When His disciples asked Him why, He answered that it was because only those who had ears to hear would understand. He explained to them the parable of the sower and the seed. The seed is the word of God, sown to produce fruitfulness. The seed which fell by the wayside, eaten by birds, was the word heard but not understood, which Satan immediately snatched away so it would not produce salvation. Seed sown on rocky ground was the word received in the shallow heart, which though it immediately flourished, did not persevere in the face of tribulation. That sown among thorns initially grew, but was later choked by the cares and pleasures of the world, so that it became unfruitful. Finally, the seed sown on good ground is where the word of God was received with a “noble and good heart”, bearing fruit, with patience, as the sower had intended.

## Suggested

## Teaching Approach

1. Theme 1 - Play short game of “Chinese Whispers” or enact a short nonsensical conversation to highlight the issue of “truly hearing”. Discuss with the children what it means to truly hear what someone is saying - to both understand it and embrace its implications for our lives. Discuss the things which may stop us truly hearing what God is saying.
2. Theme 2 – Questions: Why do we plant a seed? (We want it to produce something) God’s word is like seed. Why does He send His word? (He wants it to produce something in us) What does he want to produce? (His nature in us)
3. Then lead the children through the parable, looking at 1. The things which caused the word to have no effect: being “out of the way” (wayside), superficial response (stony ground), not willing to endure through hardship (sun scorching, stony ground), given to other things (thorns choke); 2. The things which allowed the word to bear fruit: noble and good heart, accepts word, keeps word, holds fast, patience (good ground).

## Theme One

### “Have ears to hear”

Jesus made it very clear in relating this parable that being able to truly hear the word of God is an issue of the heart. Not everyone who hears God’s word will receive or understand it. Yet His word is able to bring salvation and healing. It is our responsibility to ensure that our hearts are prepared to fully receive and act upon His word as it comes - that we truly have ears to hear.

### Key Thought

God’s word can have its desired effect in our lives, only when our hearts are ready to embrace and obey it.

### Aim

For the children to understand their responsibility in God’s working in their lives - to adjust their hearts to be able to receive and obey His word, both directly and through their parents and others.

### Memory Verse

*“He who hears My word and believes in Him who sent Me has everlasting life.” (John 5:24).*

## Theme Two

### “Treasure God’s word”

The seed that fell among thorns sprang up, but then the thorns choked the seed and it did not produce any fruit. Jesus said that this is like a man who hears the word, but the word is choked by riches, cares of this world, pleasures, and desire for other things. We can easily be distracted from God’s word by other things. If this happens, we will not produce any fruit for God. We need to keep God’s word in our heart and to resist things that would distract us.

### Key Thought

We have to hold God’s word as precious and not allow life’s pressures or activities, e.g. studies, sports, jobs, friendships to take first place and choke our love for the word of God.

### Aim

To encourage the children to always put the Lord and His word first in their lives.

### Memory Verse

*“I rejoice at Your word as one who finds great treasure.” (Psalm 119:162).*

## Activity A – Listening Games

---

### Chinese Whispers

- Group the class in a circle. The first child is told a Bible verse by the teacher. The person then whispers it to their neighbour and then to their neighbour and so on around the circle. Compare the last version to the first.

### Classroom Maze

- Blindfold one child and make your classroom into a maze or obstacle course with the furniture. The blindfolded child is then led through the maze by the voices of the other class members.

### Recorded Voices

- The teacher records voices well known to the class, eg. parents, other teachers, the children themselves, etc. Play them one at a time and see if the children can identify each voice.

## Activity B – Story Writing

---

### Materials

- 1 blank sheet of paper per child
- 1 pen per child
- a number of rulers
- colouring-in pencils/felt pens
- staplers
- lined paper

### Steps

(Please note the following activities can be done either individually or as a group)

#### Option 1 - Picture Story

- Students rule their sheet of paper into four equal sections.
- Students illustrate each type of ground spoken of in the story.
- Label the diagrams with key words from the Bible passage.

#### Option 2 - Short Story

- Students write a short story describing one of the grounds, targeting the 6-7 age group.
- The story is to be written in the first person eg. “Hi, I am the stony ground and I can’t grow things properly because ...”

#### Option 3 - Children’s Bible Story Booklet

- Students are to write an illustrated booklet also targeting the 6-7 age group, which explains and illustrates the four types of ground in simple terms.
- Students may like to finish this at home and present them to the class at a later lesson.

*This page is intentionally blank*

*This page is intentionally blank*

*This page is intentionally blank*





**Well Done!**



---

for completing  
**SonSeekers Unit 6**  
Jesus' Birth and His Ministry



**Well Done!**



---

for completing  
**SonSeekers Unit 6**  
Jesus' Birth and His Ministry



# Sonseekers Curriculum

## Unit One

1. Creation 1
2. Creation 2
3. Adam and Eve
4. The fall
5. Cain and Abel
6. Noah builds an ark
7. The flood, Noah and his sons
8. The tower of Babel
9. Abram called, Abram and Lot
10. The covenant with Abraham
11. Ishmael and Isaac
12. Sodom and Gomorrah
13. The sacrifice of Isaac
14. Rebekah, Isaac's bride
15. Jacob and Esau
16. Jacob's ladder, Leah and Rachel

## Unit Five

65. The widow's oil, a boy raised
66. Naaman
67. Famine in Samaria
68. Jonah
69. The captivity of Israel (the northern kingdom)
70. Hezekiah and Sennacherib
71. Isaiah
72. Josiah
73. Jeremiah
74. The captivity of Judah (the southern kingdom)
75. Daniel interprets the king's dream
76. The fiery furnace
77. The writing on the wall
78. Daniel in the lions' den
79. Esther
80. Restoration

## Unit Two

17. Jacob becomes Israel
18. Joseph, the favourite son
19. Joseph goes to Egypt
20. Joseph interprets the dreams
21. Joseph's brothers
22. Israel in Egypt
23. Israelite slaves, Moses born
24. Moses flees and returns to Egypt
25. "Let My people go"
26. The first passover, Israel delivered
27. Crossing the Red Sea
28. Manna, water from the rock
29. Sinai and the ten commandments
30. Moses and the tabernacle
31. The golden calf
32. Twelve spies, 40 years of wandering

## Unit Six

81. Zacharias, Elizabeth, Mary and John
82. The birth of Jesus
83. Jesus in the temple
84. John the Baptist
85. Jesus baptised and tempted
86. The call of the disciples
87. Water turned to wine
88. The temple cleansed, Nicodemus
89. The woman at the well
90. Healing of the paralysed man
91. The house built on the rock
92. Jesus stills the storm
93. The feeding of the 5000
94. The centurion's servant
95. Forgiveness in Simon's house
96. The sower and the seed

## Unit Three

33. Aaron's rod
34. Moses hits the rock
35. The bronze serpent
36. Balaam and his donkey
37. Joshua and Rahab
38. Crossing the Jordan, Jericho
39. The sin of Achan
40. The sun stands still
41. Gideon's fleece
42. Gideon and his army
43. Samson
44. Samson and Delilah
45. Ruth, Naomi and Boaz
46. Hannah
47. Samuel hears God speak
48. Eli, Hophni and Phinehas

## Unit Seven

97. Jairus' daughter, a woman touches Jesus
98. Jesus walks on the water
99. Miracles of healing
100. The transfiguration
101. A boy is healed
102. The unmerciful servant
103. A man born blind
104. The good Samaritan
105. Prayer
106. The raising of Lazarus
107. The lost sheep, coin and son
108. Attitudes of a servant
109. The marriage of the king's son
110. The ten lepers
111. The ten virgins
112. The talents

## Unit Four

49. Saul chosen
50. Saul and the Amalekites
51. David chosen
52. David and Goliath
53. David and Jonathan
54. David and Saul
55. David crowned
56. David and the ark
57. Absalom
58. Solomon becomes king
59. Solomon's temple
60. Israel divided, Rehoboam and Jeroboam
61. Elijah and the widow
62. Elijah on Mount Carmel
63. Good King Jehoshaphat
64. Elisha and the double portion

## Unit Eight

113. Palm Sunday
114. The last supper and Gethsemane
115. The crucifixion
116. The resurrection
117. Peter restored
118. The risen Christ and His ascension
119. The day of Pentecost
120. Peter and John
121. Peter and the Gentiles
122. Stephen
123. Philip
124. Paul's conversion
125. Paul's first missionary journey
126. Paul's second and third missionary journeys
127. Paul's capture and imprisonment
128. Paul's final journey

