

STUDENT
HANDBOOK

UNIT 2


From Jacob to the 12 Spies

LEVEL ONE


SON
SEEKERS

AGES 5-6

Jacob wrestles with
the Angel



LET MY
PEOPLE
GO!



Name: _____

Joshua and Caleb

Spying out the land...



Student Handbook

Contents

Welcome to Sonseekers.....	1
A note to parents	2
Unit 2 (Lessons 17-32):	
17. <i>Jacob becomes Israel</i>	4
18. <i>Joseph the favourite son</i>	6
19. <i>Joseph goes to Egypt</i>	8
20. <i>Joseph interprets dreams</i>	10
21. <i>Joseph's brothers</i>	12
22. <i>Israel in Egypt</i>	14
23. <i>Israelite slaves, Moses born..</i>	16
24. <i>Moses returns to Egypt</i>	18
25. <i>"Let Me people go"</i>	20
26. <i>The first Passover, Israel</i> <i>delivered</i>	22
27. <i>Crossing the Red Sea</i>	24
28. <i>Manna, water from rock</i>	26
29. <i>Sinai and the ten</i> <i>commandments</i>	28
30. <i>Moses and the tabernacle</i>	30
31. <i>The golden calf</i>	32
32. <i>Twelve spies, 40 years</i> <i>wandering</i>	34
Curriculum Outline	36



Welcome to Sonseekers ...

Dear Parents

Welcome to Sonseekers, a Sunday School Program designed to give children a sound background in Biblical events, people and places. We trust that you, and your child, are blessed by participation in this program.

The curriculum has been produced by over 100 people who have voluntarily given of their time and talents to write, draw and create activities, as well as to edit, review and proof-read. We deeply appreciate the commitment and love shown by all who have contributed to this project. The benefit and blessing to children, as they learn about God's life and love, is a testimony to their faithfulness.

However, the real key to children knowing God as their Father lies with their families. As parents train their children in God's way, they begin to experience the reality of the Father's love for themselves.

The Sonseekers program is designed to support and encourage family life and order. The Student Handbook is a feature of the program, offering follow up activities and daily devotions, which you may wish to use in your own family devotions.

May God bless and guide you as you share the Lord's life with your child.

If you wish to know more about the Sonseekers program, please contact the publishers on the numbers listed.

Yours in Christ

The Sonseekers Team

A note to parents about the Sonseekers materials . . .

Timeline

4000BC	Creation Adam and Eve The Fall
2500BC	Noah The Flood Tower of Babel
2000BC	Abraham
1900BC	Isaac
1800BC	Esau and Jacob
1750BC	Joseph
1360BC	Moses
1280BC	Exodus from Egypt and Journeys
	Joshua
1240BC	Entry into and Conquest of Land
1220BC	Judges
1100BC	Gideon
1070BC	Samson
1063BC	Samuel
1020BC	Saul as King
980BC	David as King
940BC	Solomon as King
900BC	Kingdom Divided
839BC	Elijah Emerges; Mt Carmel Jehoshaphat
814BC	Elisha's Ministry
749BC	Jonah
662BC	Hezekiah; Isaiah
576BC	Josiah
540BC	Daniel taken to Babylon
527BC	Exile into Babylon
457BC	Restoration from Babylon
4BC	Birth of Jesus
26AD	Baptism of Jesus Call of Disciples
28AD	Feeding of 5000 Parables
29AD	Miracles; Transfiguration
30AD	Raising of Lazarus Parables Palm Sunday Jesus' Crucifixion and Resurrection Day of Pentecost Peter's Ministry
33AD	Conversion of Paul
45AD	Paul's Missionary Journeys
60AD	Paul as Prisoner to Rome

What are the Sonseekers materials?

The Sonseekers Sunday School materials are a four year course of 128 Bible lessons. The lessons are written with the twin aims of teaching the students an accurate chronology of Biblical events and also drawing from each lesson pastoral points relevant to the age and stage of each child. They are written at four levels to cover from Prep to Year 6 age groups. The 128 lessons are organised into 8 units, each of sixteen lessons. The table below indicates the suitable age group for each level:

Sonseekers Level	Student Age	School Level
Level One	5 - 6	Prep, Year 1
Level Two	7 - 10	Year 2, Year 3, Year 4
Level Three	11 - 12+	Year 5, Year 6

What's in my Sonseekers

Level One Student Handbook?

Each Level One Student Handbook contains sixteen homework activities and sixteen "My Own Page" sections, relevant for the age of your child.

Each **homework activity page** comprises:

- ◆ the title of the lesson;
- ◆ the Bible reference for each lesson;
- ◆ an activity related to some aspect of the lesson;
- ◆ the memory verse to be learnt from the lesson.

.../cont'd

... note to parents ...

How do I help my child use the Student's Handbook?

The following suggestions are then made with regard to using the book.

After each lesson

- ◆ Make sure that your child learns the memory verse from the lesson.
- ◆ Have the child read the Bible passage for the lesson again or read it to him/her. The reference is provided in the header on the homework activity page. All Scripture references are taken from the New King James Version (1983 edition).
- ◆ Discuss the story with the child and ask them what they learnt from the story.
- ◆ Link the activity that the teacher used to the story so that the significance of the activity is clear to the students.
- ◆ Set regular times each week for the child to complete the homework activity and daily devotions.
- ◆ Give your child as much help and encouragement as they need to complete these tasks. This is an opportunity to fellowship in the word of God with your child!
- ◆ Ensure that your child brings the handbook to class so that the teacher can check the homework and mark the following week's memory verse.
- ◆ Encourage your child to read ahead for the next lesson.

**May God bless you and guide you as parents
as you help your children in this way!**

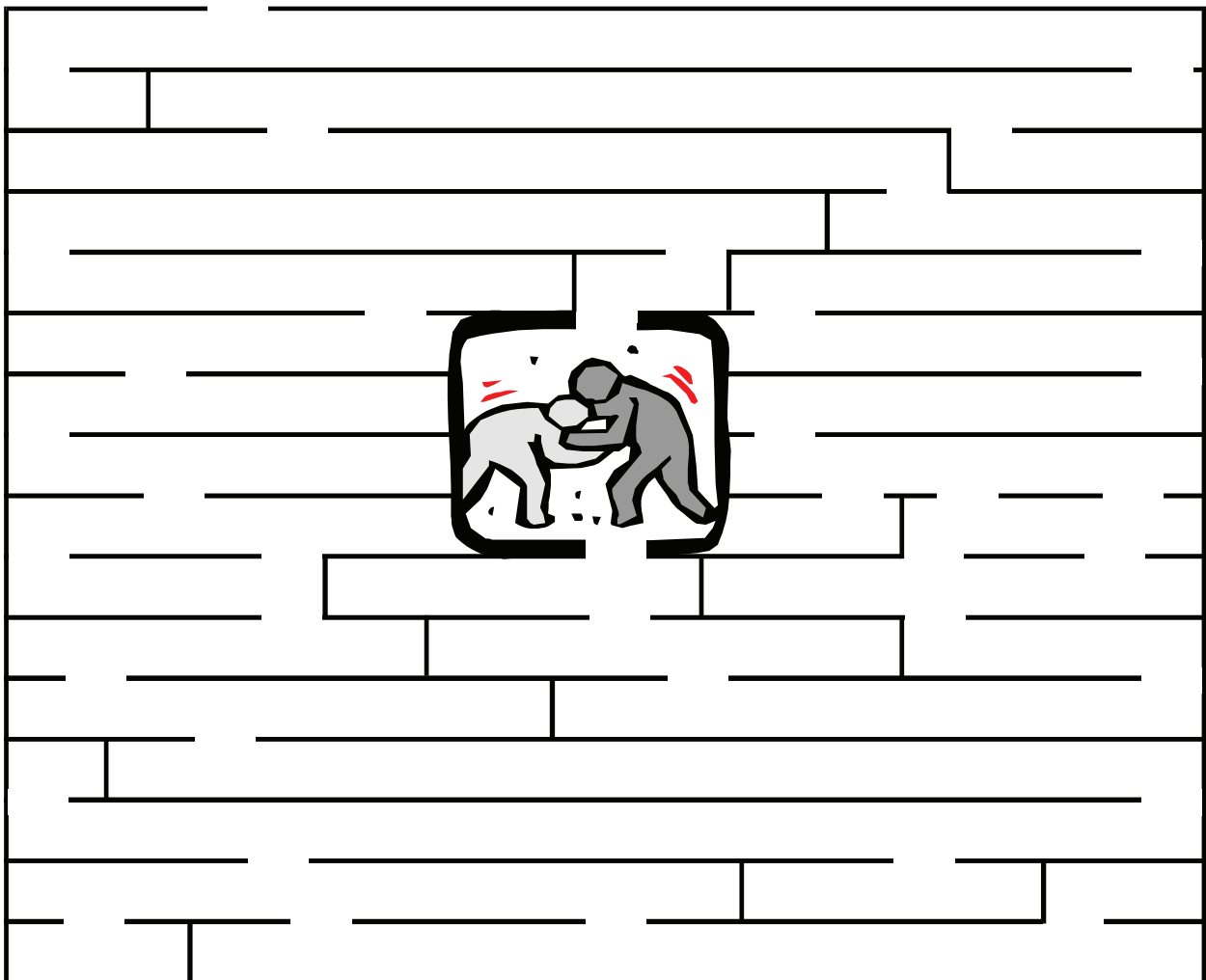
Jacob becomes Israel

Genesis 32 & 33

Copy the names Jacob and Israel in the boxes provided beside each name. Now, help Jacob through the maze to meet and wrestle with God and finally to become Israel. **Remember**, don't cross over any lines.

Jacob

--



Israel

--

Memory Verse

	"I will meet with you." (Exodus 25:22).
	"And forgive us our sins." (Luke 11:4).





Joseph, the favourite son

Genesis 37:1-24



Join the dots to find the special present that Jacob gave Joseph. Colour it in using lots of different colours.

Memory Verse

	"The Lord is on my side." (Psalm 118:6).
	"Love does not envy." (1 Corinthians 13:4).





Joseph goes to Egypt

Genesis
18:1-15; 21:1-21

Discover these names by writing them in reverse.

(That means to start with the last letter).

nebueR _____

hpesoJ _____

setileamhsl _____

daeliG _____

tpygE _____

haduJ _____

etinaidiM _____

bocaJ _____


rahpitoP _____

hoarahP _____

Check your answers in Genesis 37:23-36



In this money bag,
draw the 20 shekels
of silver for which
Joseph was sold.



Memory Verse

	"I am with you always." (Matthew 28:20).
	"His way is perfect." (Psalm 18:30).





Joseph interprets the dreams

Genesis 40 & 41

Follow the line from the dream to find the dreamer.
Who is each man?
Write your answer in the space below his bed.



Memory Verse

	"The Lord is my helper." (Hebrews 13:6).
	"He cares for you." (1 Peter 5:7).





Joseph's brothers

Genesis
42:1 - 45:28

**What was in the bag of grain?
Write or draw your answer and
colour the picture.**



Memory Verse


	"Forgive, and you will be forgiven." (Luke 6:37).
	"Your words are true." (2 Samuel 7:8).






Israel in Egypt

Genesis 46 - 49



Where did the Israelites go when they left Canaan? Help them find their way.



Memory Verse

	"The Lord will guide you." (Isaiah 58:11).
	"Teach me Your way, O Lord." (Psalm 86:11).





Israelite slaves, Moses born

Exodus 1:1 - 2:10

**Draw a picture of what the princess found in the basket.
Tell Dad and Mum the story.
Colour the picture.**



Memory Verse

	"We trust in the living God." (1 Timothy 4:10).
	"He who promised is faithful." (Hebrews 10:23).





Moses flees and returns to Egypt

Exodus
2:11-25; 3 - 4



**Moses stood
barefoot on
holy ground.
Can you
find his sandals.
Colour them
brown.**

Memory Verse

	"God is my strength." (2 Samuel 22:33).
	"Speak, Lord, for Your servant hears." (1 Samuel 3:9).








"Let My people go"

Exodus 5-11

Now we think that you are clever,
and there's no-one who could ever
work out this little code as well as you.
From each sketch take the first letter,
now you put them altogether,
to see what helped the Israelites get through.







Memory Verse

	"I will trust and not be afraid." (Isaiah 12:2).
	"Your word is truth." (John 17:17).

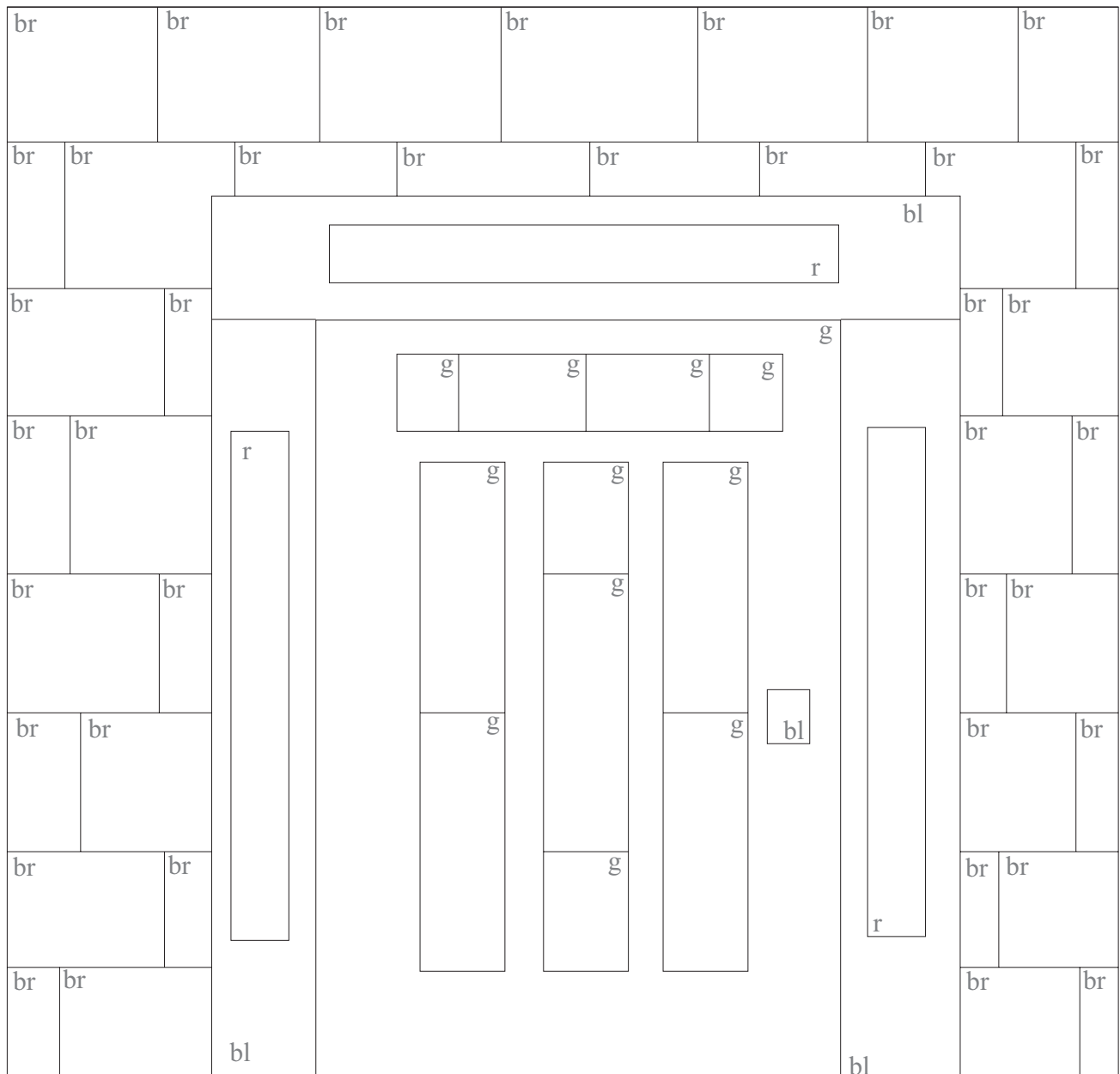




The first passover, Israel delivered

Exodus 12

To see what the Israelites had to do to protect their firstborn, colour the squares marked 'bl' black, 'br' brown, 'g' green and 'r' red.



Memory Verse

	"Obey My voice." (Jeremiah 7:23).
	"I will strengthen you." (Isaiah 41:10).







Crossing the Red Sea

Exodus
13:17 - 15:21

Pharaoh let the people go
But soon began to worry,
Because he had no slaves now,
He thought he'd better hurry,
So a mighty army he did form
And after the Israelites they did swarm.

But Moses' faith did not sway,
For God was with them all the way,
He lifted his hand to part the sea,
And all the Israelites went free.



Draw the Israelites passing through the Red Sea.

Memory Verse

	"You will show me the path of life." (Psalm 16:11).
	"I will rejoice in Your salvation." (Psalm 9:14).

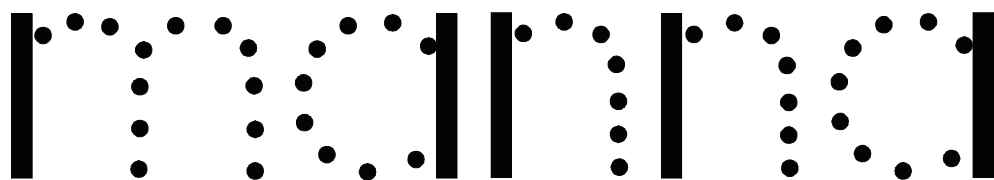





Manna, water from the rock

Exodus 16; 17:1-7

Draw the quail's beak and feet, then colour the feathers. Now if you join the dots below, you will see what else God gave the Israelites to eat.



Memory Verse

	"My God shall supply all your need." (Philippians 4:19).
	"Give thanks to the Lord." (Psalm 118:29).






Sinai and the ten commandments

Exodus 19 & 20

Colour the smoke grey, the fire orange, the lightning yellow, then draw Moses and Aaron going up the mountain.



Memory Verse

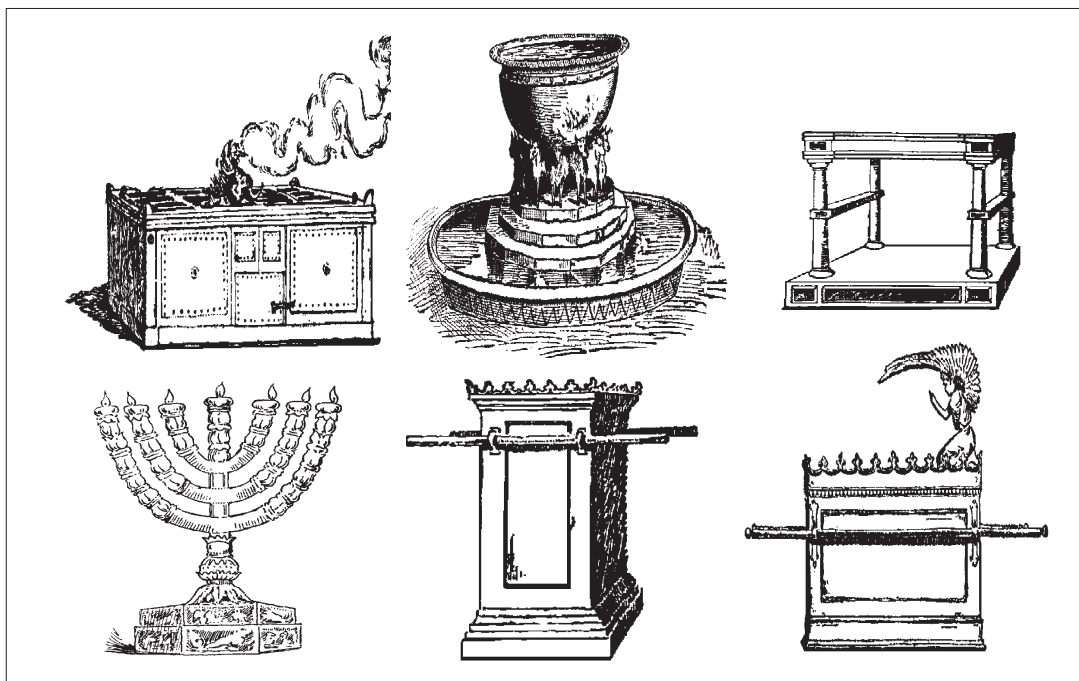
	"Be holy, for I am holy." (1 Peter 1:16).
	"Speak, Lord." (1 Samuel 3:9).






Moses and the tabernacle

Exodus 24 - 30



Find and circle the 5 differences between these pictures of the tabernacle furniture.



Memory Verse

	"You are the temple of God." (1 Corinthians 3:16).
	"Worship the Lord." (Psalm 96:9).





The golden calf

Exodus 32

Join the dots to find out who Moses was praying for.

The Israelites

Now colour the picture and glue some cotton wool on the cloud.



Memory Verse

	"Therefore be patient." (James 5:7).
	"Pray for one another." (James 5:16).

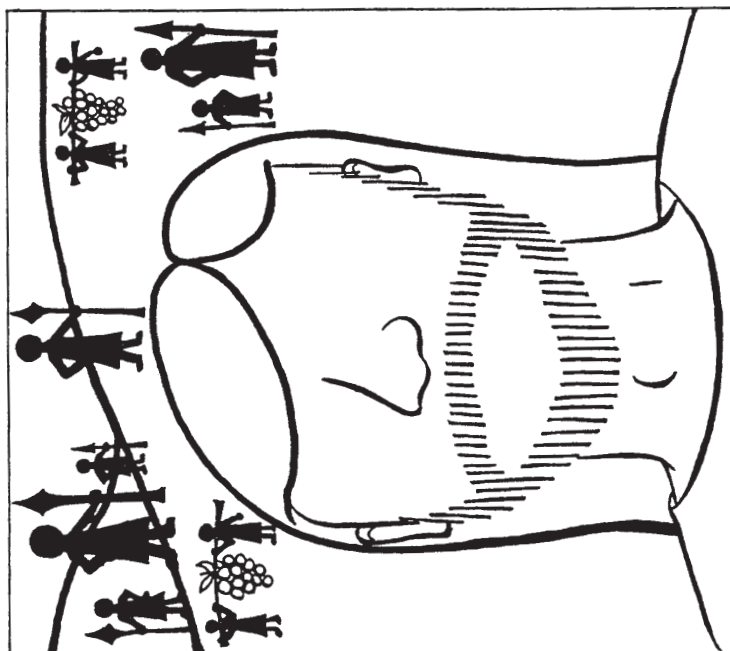
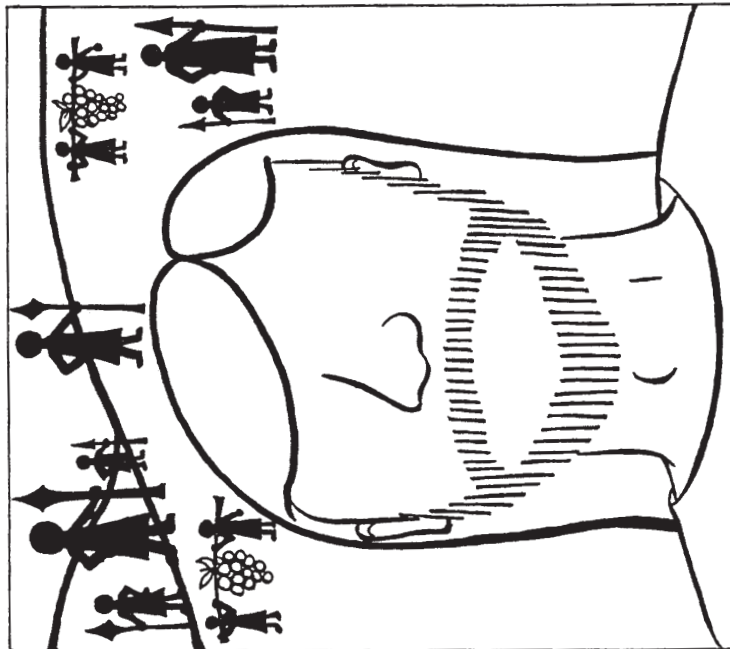




Twelve spies, 40 years of wandering

Numbers 13-14:10

The spies go into the land.



One of these spies is sure that with God on their side, the people can take the land.

The other spy is afraid of the giants in the land.

Finish drawing their faces so we can tell which spy trusts God and which spy is afraid.

Memory Verse

	"Have faith in God." (Mark 11:22).
	"The Lord tests the righteous." (Psalm 11:5).





Sonseekers Curriculum

Unit One

1. Creation 1
2. Creation 2
3. Adam and Eve
4. The fall
5. Cain and Abel
6. Noah builds an ark
7. The flood, Noah and his sons
8. The tower of Babel
9. Abram called, Abram and Lot
10. The covenant with Abraham
11. Ishmael and Isaac
12. Sodom and Gomorrah
13. The sacrifice of Isaac
14. Rebekah, Isaac's bride
15. Jacob and Esau
16. Jacob's ladder, Leah and Rachel

Unit Five

65. The widow's oil, a boy raised
66. Naaman
67. Famine in Samaria
68. Jonah
69. The captivity of Israel (the northern kingdom)
70. Hezekiah and Sennacherib
71. Isaiah
72. Josiah
73. Jeremiah
74. The captivity of Judah (the southern kingdom)
75. Daniel interprets the king's dream
76. The fiery furnace
77. The writing on the wall
78. Daniel in the lions' den
79. Esther
80. Restoration

Unit Two

17. Jacob becomes Israel
18. Joseph, the favourite son
19. Joseph goes to Egypt
20. Joseph interprets the dreams
21. Joseph's brothers
22. Israel in Egypt
23. Israelite slaves, Moses born
24. Moses flees and returns to Egypt
25. "Let My people go"
26. The first passover, Israel delivered
27. Crossing the Red Sea
28. Manna, water from the rock
29. Sinai and the ten commandments
30. Moses and the tabernacle
31. The golden calf
32. Twelve spies, 40 years of wandering

Unit Six

81. Zacharias, Elizabeth, Mary and John
82. The birth of Jesus
83. Jesus in the temple
84. John the Baptist
85. Jesus baptised and tempted
86. The call of the disciples
87. Water turned to wine
88. The temple cleansed, Nicodemus
89. The woman at the well
90. Healing of the paralysed man
91. The house built on the rock
92. Jesus stills the storm
93. The feeding of the 5000
94. The centurion's servant
95. Forgiveness in Simon's house
96. The sower and the seed

Unit Three

33. Aaron's rod
34. Moses hits the rock
35. The bronze serpent
36. Balaam and his donkey
37. Joshua and Rahab
38. Crossing the Jordan, Jericho
39. The sin of Achan
40. The sun stands still
41. Gideon's fleece
42. Gideon and his army
43. Samson
44. Samson and Delilah
45. Ruth, Naomi and Boaz
46. Hannah
47. Samuel hears God speak
48. Eli, Hophni and Phinehas

Unit Seven

97. Jairus' daughter, a woman touches Jesus
98. Jesus walks on the water
99. Miracles of healing
100. The transfiguration
101. A boy is healed
102. The unmerciful servant
103. A man born blind
104. The good Samaritan
105. Prayer
106. The raising of Lazarus
107. The lost sheep, coin and son
108. Attitudes of a servant
109. The marriage of the king's son
110. The ten lepers
111. The ten virgins
112. The talents

Unit Four

49. Saul chosen
50. Saul and the Amalekites
51. David chosen
52. David and Goliath
53. David and Jonathan
54. David and Saul
55. David crowned
56. David and the ark
57. Absalom
58. Solomon becomes king
59. Solomon's temple
60. Israel divided, Rehoboam and Jeroboam
61. Elijah and the widow
62. Elijah on Mount Carmel
63. Good King Jehoshaphat
64. Elisha and the double portion

Unit Eight

113. Palm Sunday
114. The last supper and Gethsemane
115. The crucifixion
116. The resurrection
117. Peter restored
118. The risen Christ and His ascension
119. The day of Pentecost
120. Peter and John
121. Peter and the Gentiles
122. Stephen
123. Philip
124. Paul's conversion
125. Paul's first missionary journey
126. Paul's second and third missionary journeys
127. Paul's capture and imprisonment
128. Paul's final journey

