

TEACHER  
RESOURCE

# UNIT 2

From Jacob to the 12 Spies

LEVEL THREE

## SON SEEKERS

AGES 11-12+

Jacob wrestles with  
the Angel



Name:

Joshua and Caleb

Spying out the land...

Teacher Resource - Unit 2 Level Three

# Teacher Resource

## Contents

Teaching Sonseekers ..... 1

A teacher's guide ..... 2

### Unit 2 (Lessons 17-32):

17. *Jacob becomes Israel* ..... 4

18. *Joseph the favourite son* ... 8

19. *Joseph goes to Egypt* ..... 12

20. *Joseph interprets dreams* 18

21. *Joseph's brothers* ..... 22

22. *Israel in Egypt* ..... 26

23. *Israelite slaves, Moses  
born* ..... 32

24. *Moses returns to Egypt* ... 36

25. *"Let My people go"* ..... 40

26. *The first Passover, Israel  
delivered* ..... 44

27. *Crossing the Red Sea* ..... 48

28. *Manna, water from rock* . 52

29. *Sinai and the ten  
commandments* ..... 56

30. *Moses and the tabernacle* 60

31. *The golden calf* ..... 64

32. *Twelve spies, 40 years  
wandering* ..... 68

Unit 2 Awards ..... 75

Curriculum Outline ..... 76



## Teaching Sonseekers ...

Dear Teacher

Teaching young people about God's Word is a great honour and privilege. We note God chose Abraham, a man of faith because he "would teach his children and his household after him, to know the Way of The Lord" (Gen 18:19)

One who undertakes such a task will understand they have accepted a responsibility to become a witness of God's great love and faithfulness. As an example of Christian faith and integrity they have a wonderful opportunity to share their love for God's Word. The tremendous blessing for those who commit themselves to this task is that the Holy Spirit will strengthen and equip you to shine as a light to your class.

Recent trends away from Sunday School structures towards child minding activities have, we believe, been unfortunate as they fail to recognise the impact and effect the message of God's love through Christ has on young people.

Children are the Church's future. As such they are precious and well worth any investment in quality resources and dedicated teachers.

The 'Sonseekers' curriculum offers children Sunday School material that gives them a sound background in Biblical events, people and places. Secondly it offers a pastoral approach for the children to know God is able to help them and change their lives.

Structurally, any program will operate effectively if those teaching are faithful, zealous and committed to a team approach that might include:

- regular prayer and discussion in relation to curriculum issues, student needs and upcoming events and presentations;
- organisation and management of resources;
- training and development needs of teaching staff.

Teaching Sunday School is a rich and rewarding task. May God bless and guide you as you serve in this way.

Yours in Christ

*The Sonseekers Team*



# A teacher's guide to using the Sonseekers materials . . .

## Timeline

4000BC	Creation Adam and Eve The Fall
2500BC	Noah The Flood Tower of Babel
2000BC	Abraham
1900BC	Isaac
1800BC	Esau and Jacob
1750BC	Joseph
1360BC	Moses
1280BC	Exodus from Egypt and Journeys
	Joshua
1240BC	Entry into and Conquest of Land
1220BC	Judges
1100BC	Gideon
1070BC	Samson
1063BC	Samuel
1020BC	Saul as King
980BC	David as King
940BC	Solomon as King
900BC	Kingdom Divided
839BC	Elijah Emerges; Mt Carmel Jehoshaphat
814BC	Elisha's Ministry
749BC	Jonah
662BC	Hezekiah; Isaiah
576BC	Josiah
540BC	Daniel taken to Babylon
527BC	Exile into Babylon
457BC	Restoration from Babylon
4BC	Birth of Jesus
26AD	Baptism of Jesus Call of Disciples
28AD	Feeding of 5000 Parables
29AD	Miracles; Transfiguration
30AD	Raising of Lazarus Parables Palm Sunday Jesus' Crucifixion and Resurrection Day of Pentecost Peter's Ministry
33AD	Conversion of Paul
45AD	Paul's Missionary Journeys
60AD	Paul as Prisoner to Rome

## What are the Sonseekers materials?

The Sonseekers Sunday School materials are a four year course of 128 Bible lessons. The lessons are written with the twin aims of teaching the students an accurate chronology of Biblical events and also drawing from each lesson pastoral points relevant to the age and stage of each child. They are written at four levels to cover from Prep to Year 6 age groups. The 128 lessons are organised into 8 units, each of sixteen lessons. The table below indicates the suitable age group for each level:

Sonseekers Level	Student Age	School Level
Level One	5 - 6	Prep, Year 1
Level Two	7 - 10	Year 2, Year 3, Year 4
Level Three	11 - 12+	Year 5, Year 6

The Sonseekers materials comprise two related elements:

- **Teacher Resource** – including lesson plans & activity masters which can be photocopied;
- **Student Handbooks** – including homework activities.

There is also a Bible timeline showing chronology of major events, with the dates of the current unit's lessons highlighted, included in each Teacher Resource.

## What's in my Sonseekers Level Three Teacher Resource?

Each Level Three Teacher Resource contains sixteen lesson plans for the relevant age of your students. Each lesson plan comprises:

- the key thought or focus for the lesson;
- a suggested way to introduce the lesson;
- a summary of the relevant bible story;
- a memory verse for the lesson, together with a suggested way of teaching that verse;
- an activity which can be used in the lesson;
- a number of extra ideas involving fun, practical activities.

Note: The photocopy masters for each activity are included with the lessons in this Teacher Resource book.

.../cont'd

# ... teacher's guide ...

## **How do I best use my Teacher Resource?**

The art of serving as an effective Sunday School teacher is linked to the degree of diligence in preparing for each lesson. The Sonseekers materials are only designed to assist the teacher in this process. They do not take away from the teacher his or her responsibility to prayerfully consider the needs of the children in the class and to seek God's revelation and wisdom in presenting each Bible lesson. The following suggestions are then made with regard to using this resource.

### **Prior to the lesson**

- ◆ Prayerfully read the Bible passage for the lesson. The reference is provided in the header on the first page of the lesson plan. All Scripture references are taken from the New King James Version (1983 edition).
- ◆ Read through the lesson plan and decide which activities will be most appropriate for the students in your class. Generally, aim for a variety of activities over a unit.
- ◆ Think about how you will combine the various elements of your lesson. Refer to the suggested teaching approach for ideas if necessary. Link the activity to the story so that the significance of the activity is clear to the students.
- ◆ Prepare all activities thoroughly prior to the lesson. Rehearse any planned activity at home to make sure:
  - that you know how to do it yourself;
  - that you have all the relevant materials in the quantities you will need;
  - that you know the length of time that the children will need for the activity.

### **During the lesson**

- ◆ Review the memory verse from the previous lesson with the children. Also check on the completion of the homework activity page.
- ◆ Revise the previous lesson before going on to a new story. You may like to use the timeline to help you do this.



# Jacob becomes Israel

Genesis 32 & 33

## Storyline

Jacob and his whole family were returning to his homeland. Jacob acknowledged it was God's will but he was greatly afraid of the consequences of meeting again with Esau who previously sought to kill him because of Jacob's treacherous dealings with him. Beset with fear and desperately making plans to try to appease Esau, Jacob finally sought the Lord again and met with Him in a very real way. The Angel of the Lord changed Jacob's name to Israel and also caused his hip to be put out of joint. Having seen God face to face and lived, he was encouraged in God's strength to face his brother.

## Suggested Teaching Approach

### Theme 1

Encourage the children to share how they have met God in a significant way. Discuss how this changed their lives.

### Theme 2

Discuss the importance of forgiveness. Why is forgiveness such a vital part of our Christian life?

## Theme One

### "Meeting with God"

Jacob had known God's presence many times in his life but there was to be a very special meeting with God for him. It was as he wrestled with the Angel of the Lord that he experienced a change from the conniving, fleshly ways of the past to a new way of faith in God. Likewise in our lives. We need always to be confident of the presence of God and yet there are very special times (sometimes pleasant, sometimes not so) when we meet with God in a very special way. If during these times we look to the Lord in faith, we can be confident that a significant change will occur in our lives.

### Key Thought

We must meet God in a very real way.

### Aim

For the children to realise that God so orders circumstances in our lives that we are given the opportunity to meet with Him in very special, life-changing ways.

### Memory Verse

*"For I have seen God face to face, and my life is preserved."*  
(Genesis 32:30).

## Theme Two

### "Ask for forgiveness"

It is not good for people to hate one another as Esau and Jacob did. Jacob was afraid of Esau because he had cheated him. Jacob knew that he was responsible for Esau's anger. He went to meet his brother to apologise and make things right. It is important for us to say sorry and ask for forgiveness from others when we hurt them.

### Key Thought

God forgives everyone who comes to Him and asks for forgiveness. He expects us to ask for forgiveness when we wrong others. He also expects us to forgive those who wrong us.

### Aim

To encourage the children to ask for forgiveness when they sin so that they can know the security and joy that comes with knowing they have been forgiven.

### Memory Verse

*"And forgive us our sins, for we also forgive everyone who is indebted to us."* (Luke 11:4).

## Activity A - Word Puzzle

### Materials

- 1 Activity Sheet per child.
- Pens/pencils.
- Bibles.

### Steps

- The children choose the correct statement to answer the questions and write the answer in the space provided.


## A man becomes a nation

BELOW ARE DIFFERENT WORDS AND SAYINGS. CHOOSE ONE TO ANSWER EACH QUESTION.



## Activity B - Drawing and Written List

**DRAW A PICTURE OF YOURSELF, AND LIST BELOW SOME CHANGES THAT GOD MIGHT WANT TO MAKE IN YOU.**

- JACOB -	MY NAME: .....
	
<p><b>JACOB'S CHANGES AFTER HE MET WITH GOD.</b></p> <p>• FIGHTER → PEACEFUL MAN</p> <p>• CHEAT → HONEST</p> <p>• FEARFUL → FAITHFUL</p>	<p><b>SOME CHANGES GOD MAY WANT TO MAKE IN ME.</b></p> <p>• ..... → .....</p> <p>• ..... → .....</p> <p>• ..... → .....</p> <p>• ..... → .....</p> <p>• ..... → .....</p>

### Materials

- 1 Activity Sheet per child.
- Pens/pencils.

### Steps

- The children draw a picture of themselves, and then list changes God may want to make in them.

# Jacob becomes Israel

## Activity A - Word Puzzle

# A man becomes a nation

BELOW ARE DIFFERENT WORDS AND SAYINGS. CHOOSE ONE TO ANSWER EACH QUESTION.

1. Jacob received the news that his brother Esau was on his way to meet him with 400 men. How did Jacob feel? (Gen 32:7)

2. Jacob decided to make a gift of animals to Esau. How many animals did he give him? (Gen 32:14-15)

3. Jacob was afraid and prayed to God to protect him and his family. He recalled God's promise to him. What was it? (Gen 32:12)

4. How did Esau greet Jacob when they met? (Gen 33:4)

5. Despite God's faithfulness to Jacob, he was still deceitful and lied to Esau. What was the lie? (Gen 33:14)

Words and sayings available for the puzzle:

- HAPPY
- JOYFUL
- AFRAID
- 800
- KISSED
- HE WOULD LEAVE HIS ANIMALS BEHIND
- 550+
- GLAD
- 100
- CRIED
- A GREAT NATION
- BLEW TRUMPETS
- THAT HE WOULD LEAVE BEFORE ESAU
- SAND OF THE SEA
- THAT HE WOULD FOLLOW TO SEIR



# Jacob becomes Israel

## Activity B - Drawing and Written List

**DRAW A PICTURE OF YOURSELF, AND LIST BELOW SOME CHANGES THAT GOD MIGHT WANT TO MAKE IN YOU.**

**- JACOB -**

**MY NAME: .....**



**JACOB'S CHANGES  
AFTER HE MET WITH GOD.**

- FIGHTER —————> PEACEFUL MAN
- CHEAT —————> HONEST
- FEARFUL —————> FAITHFUL

**SOME CHANGES GOD MAY  
WANT TO MAKE IN ME.**

- —————> .....
- —————> .....
- —————> .....
- —————> .....
- —————> .....

# Joseph, the favourite son

Genesis 37:1-24

## Storyline

Joseph was his father's favourite son, and because of this, his brothers were jealous of him. There is evidence that Joseph compounded the problem by taking bad reports of his brothers to Jacob. Three things happened which caused the ill feeling towards Joseph to reach crisis level. The first was the gift of the special coat to Joseph from his father. Then followed two dreams in which his whole family bowed down before him. When the brothers had a chance, they decided to kill Joseph. Reuben intervened and convinced them of an alternative, by which he hoped to be able to rescue Joseph at a later stage and restore him to his father.

## Suggested Teaching Approach

### Theme 1

Discussion: Who is in control of our circumstances? How do we know? What does it mean when contrary or difficult circumstances arise in our life? How do we ensure that our confidence in God is not shaken by difficult circumstances?

### Theme 2

What is jealousy? Children give instances where they could be jealous of another, eg. other children's possessions, experiences. Discuss what could happen if the jealousy was allowed to continue and grow (eg. develop into stealing, hatred). Focus on the "Key Thought" and "Aim".

## Theme One

### "God is in control"

Although Joseph's brothers hated him and devised evil against him and it appeared their plan succeeded, God was at every point watching over Joseph and allowed no harm to come to him as He had a great plan and purpose for Joseph's life. God also has a plan and purpose for us and His deliverance goes far beyond our limited vision. Despite what may happen, we need to remember that God is in complete control of all our circumstances.

### Key Thought

God is our protector, therefore our confidence need not be shaken by strained circumstances which can occur in our Christian walk.

### Aim

To show that no matter how adverse our circumstances, God is in control. We must learn to trust Him even when we feel betrayed by family or friends because God sees the end from the beginning.

### Memory Verse

*"Humble yourselves in the sight of the Lord, and He will lift you up." (James 4:10).*

## Theme Two

### "The impact of jealousy"

The ten brothers were jealous because Joseph was their father's favourite. They could not say one kind word to Joseph. They hated him so much, they wanted to kill him. It is important that we do not allow ourselves to become jealous of our brothers or sisters or friends, even if things don't seem fair. Jealousy can lead us into further sin. With God's help, we can love others even when things appear to be unfair. God is not interested in what is fair/unfair. He is interested in our heart's response that would trust Him no matter what.

### Key Thought

The brothers' jealousy of Joseph lead them further into sin. We should beware that we don't become jealous as this may lead us to commit other sins.

### Aim

For children to feel confident in their God-given place in their family, and in the body of Christ and not to envy others in different positions.

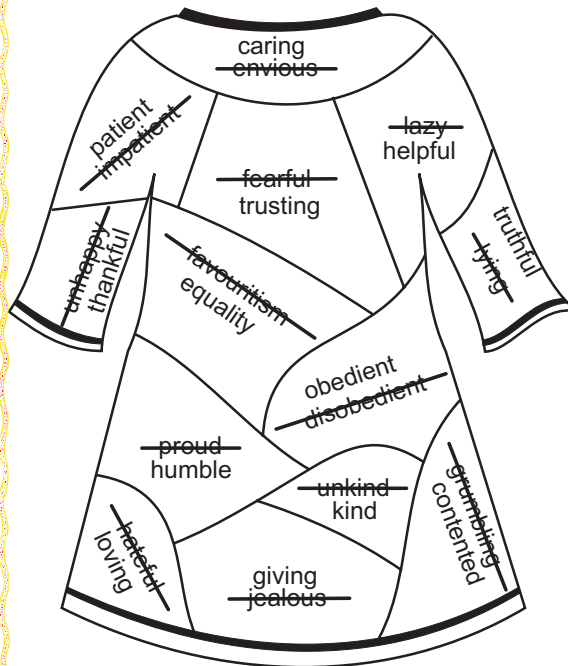
### Memory Verse

*"For where envy and self-seeking exist, confusion and every evil thing will be there." (James 3:16).*

## Activity A - Word Opposites



1. trusting
2. equality
3. caring
4. giving
5. thankful
6. loving
7. contented
8. humble
9. helpful
10. obedient
11. kind
12. patient
13. truthful



### Materials

- 1 Activity Sheet per child.
- Pens/pencils.

### Steps

- The children cross out the negative words on the coat and select and re-write the godly response from the word list.

## Activity B - Word Decoding

### Materials

- 1 Activity Sheet per child.
- Pens/pencils.
- Bibles.

### Steps

- The children decode the pictures, then write in the correct words to complete the Scriptures.

Using the illustrations below as clues;  
Fill in the blank spaces of the verses below from Genesis 37.  
(The clues are not in right order).

- "And the lad was with the sons of Bilhah and the sons of Zilpah, his father's wives; and Joseph brought a bad report of them to his father." (verse 2).
- "There we were, binding sheaves in the field." (verse 7).
- "Look, I have dreamed another dream. And this time, the sun, the moon, and the eleven stars bowed down to me." (verse 9).

 -kn +w <b>wives</b>	 -s +b <b>bad</b>	 -der <b>lad</b>	 -l +sh <b>sheaves</b>	 -b +l <b>look</b>
 -h <b>and</b>	 <b>sun</b>	 -fr +d <b>down</b>	 <b>stars</b>	
 -e +i <b>binding</b>	 <b>moon</b>	 -ch +t -n -y <b>time</b>	 -ice c +d <b>dream</b>	



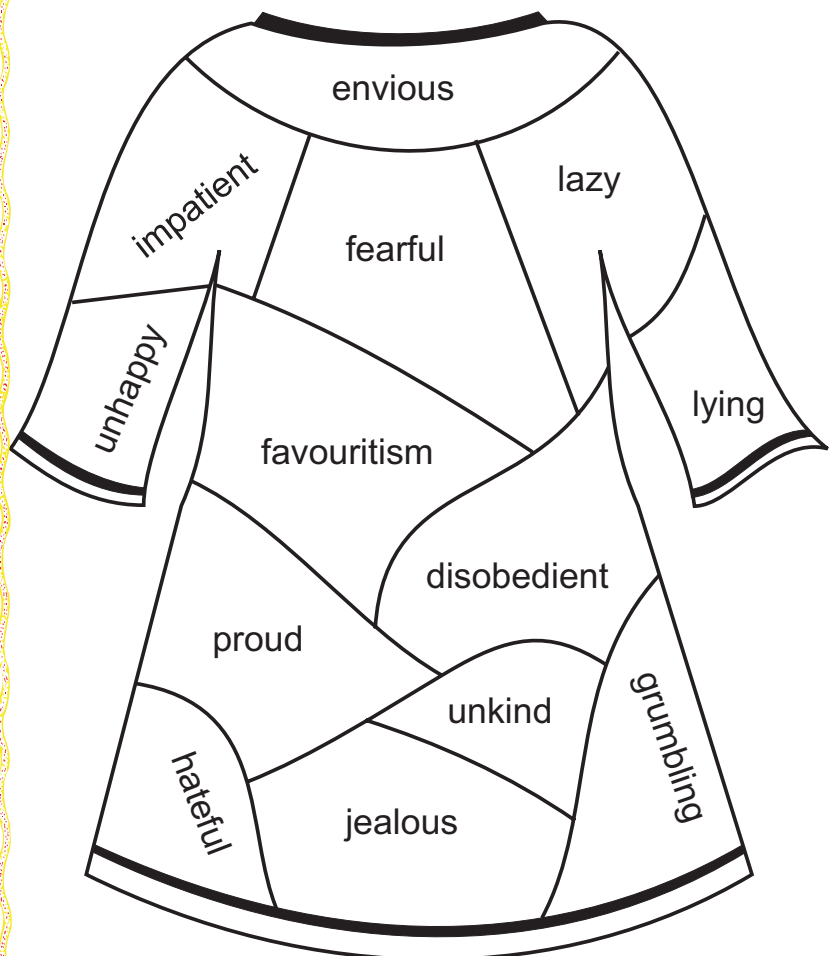
# Joseph, the favourite son

## Activity A - Word Opposites

In Genesis 37:1-22 we read how Jacob unwisely gave Joseph a beautiful coat, and this caused much strife and trouble later on - but we also know that God used all these situations for good. Below is a drawing of a coat, showing some of the problems between Joseph and his brothers. Cross out the negative word on the coat, and select and rewrite the Godly response from the word list.



1. trusting
2. equality
3. caring
4. giving
5. thankful
6. loving
7. contented
8. humble
9. helpful
10. obedient
11. kind
12. patient
13. truthful

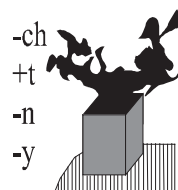

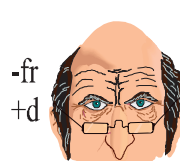

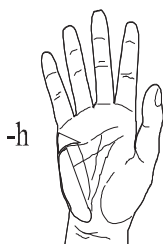
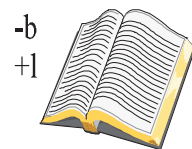

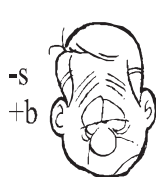
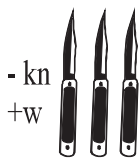


# Joseph, the favourite son

## Activity B - Word Decoding

Using the illustrations below as clues;  
Fill in the blank spaces of the verses below from Genesis 37.  
(The clues are not in right order).

1. "And the \_\_\_\_\_ was with the sons of Bilhah and the sons of Zilpah, his father's \_\_\_\_\_; and Joseph brought a \_\_\_\_\_ report of them to his father." (verse 2).
2. "There we were, \_\_\_\_\_ in the field." (verse 7).
3. "\_\_\_\_\_, I have dreamed another \_\_\_\_\_. \_\_\_\_\_ this \_\_\_\_\_, the \_\_\_\_\_, the \_\_\_\_\_, and the eleven \_\_\_\_\_ bowed \_\_\_\_\_ to me." (verse 9).



# Joseph goes to Egypt

Genesis 37:25-36; 39

## Storyline

When Joseph came to his brothers, they stripped him of his coat and threw him into a pit. They then decided to sell him to some passing Ishmaelites who were on their way to Egypt. The brothers took Joseph's coat and dipped it in goat's blood so that Jacob would think he had been killed by wild beasts. When Jacob heard the news, he mourned for his favourite son. Meanwhile, Joseph had been sold to Potiphar in whose house he served well and with the Lord's blessing. Potiphar's wife tempted Joseph to sin and when he resisted, she lied to her husband who threw Joseph into prison. Even in prison, Joseph proved trustworthy and the Lord caused him to find favour with the prison-keeper.

## Suggested Teaching Approach

### Theme 1

Discuss situations at home and at school which children could feel are unfair. What would the wrong reaction be? How should you react and why? (Note "Aim" and "Key Thought".)

### Theme 2

Reflect on how Joseph may have felt in his circumstances. How did he respond instead?

## Theme One

### "God is with us through trials"

Many of the things that happened to Joseph could have seemed unfair. He did nothing to deserve these apparent disasters, but the Lord allowed them to come to his life to test if he would stay true to God. Joseph continued to believe God and trust that the vision he had been given in his dreams would come true. Sometimes God allows us to have problems in our lives just to test our faithfulness to Him in the hard times.

### Key Thought

Despite many difficult times allowed by the Lord, Joseph continued to trust God. God has not promised that our lives will be free from difficulty. We need to trust Him when we face difficulties.

### Aim

For the children to understand that God can allow problems to come to our lives. Will we trust that the Lord is with us?

### Memory Verse

*"The Lord your God, He is the One who goes with you. He will not leave you nor forsake you." (Deuteronomy 31:6).*

## Theme Two

### "God's plan is sure"

God had a plan and purpose for Joseph's life. Even though Joseph's brothers were planning to kill him, Joseph was in God's hand and nothing could harm him because God turned everything to good for Joseph. God directed his path and he found favour with those he came in contact with. God has a plan for our lives, too, and will watch over us as we commit our way to Him.

### Key Thought

God is in control and we need not fear contrary circumstances. No matter what man may plan, God will have His way.

### Aim

To show the children that no matter what man may plan, God will have His way.

### Memory Verse

*"And we know that all things work together for good to those who love God." (Romans 8:28).*




## Activity A - Bible Search

### Materials

- 1 Activity Sheet per child.
- Pens/pencils.
- Bibles.

### Steps

- The children fill in the missing letters in the words at the end of each question. They then write the letters in squares into the circles at the bottom of the page to answer the last question.



Where did the brothers throw Joseph?  
(Genesis 37:24) Into a pit

Which of his brothers didn't want him killed?  
(Genesis 37:21) Reuben

What did they put on his coat? (Genesis 37:31)  
Scented robe

Which brother suggested they sell him as a slave?  
(Genesis 37:26,27) Judah

How much money did they sell him for? (Genesis 37:28)  
twenty shekels

Who did the traders sell Joseph to?  
(Genesis 37:36) Potiphar

Who told lies about Joseph? (Genesis 39:17)  
Potiphar's wife

Where was Joseph put? (Genesis 39:20)  
in prison

What did God do to Joseph? (Genesis 39:21)  
showed him mercy

Whatever Joseph did, the Lord made it prosper.  
(Genesis 39:23)

Through his trials, Joseph was always: **IN GOD'S HANDS**

Fill in the missing letters from the words and write the letters in the squares into the circles at the bottom of the page to find how Joseph came through his trials.

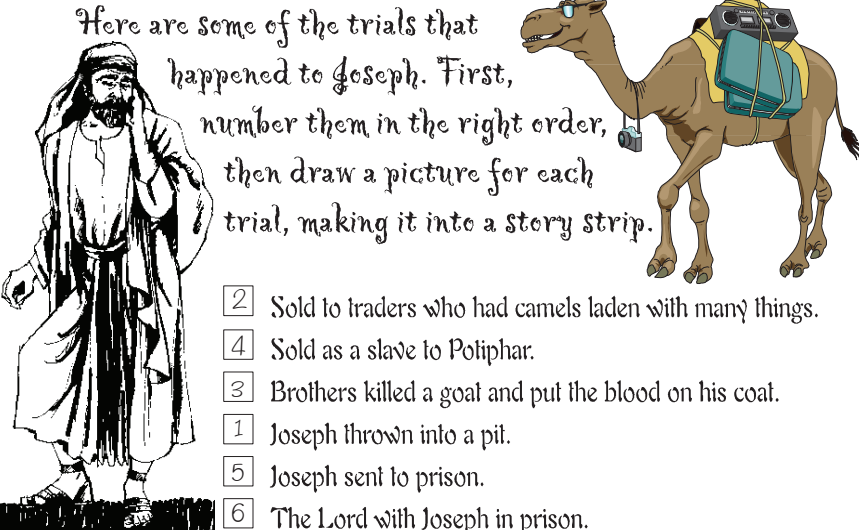
## Activity B – Story Strip

### Materials

- 1 Activity Sheet per child.
- Pens/colouring pencils/felt pens.

### Steps

- The children number the boxes to put the trials in correct order, then draw pictures of each trial to make a story strip.



Here are some of the trials that happened to Joseph. First, number them in the right order, then draw a picture for each trial, making it into a story strip.

- 2 Sold to traders who had camels laden with many things.
- 4 Sold as a slave to Potiphar.
- 3 Brothers killed a goat and put the blood on his coat.
- 1 Joseph thrown into a pit.
- 5 Joseph sent to prison.
- 6 The Lord with Joseph in prison.

# Joseph goes to Egypt

## Activity A - Bible Search



Where did the brothers throw Joseph?

(Genesis 37:24) I \_ t \_ a \_ □ \_ t

Which of his brothers didn't want him killed?

(Genesis 37:21) R \_ \_ b \_ □

What did they put on his coat? (Genesis 37:31)

□ \_ \_ \_ 's \_ \_ \_ □ \_

Which brother suggested they sell him as a slave?

(Genesis 37:26,27) J \_ □ \_ \_

How much money did they sell him for? (Genesis 37:28)

t \_ \_ \_ \_ y □ \_ h \_ \_ \_ l \_

Who did the traders sell Joseph to?

(Genesis 37:36) P \_ \_ \_ \_ □ \_ \_

Who told lies about Joseph? (Genesis 39:17)

P \_ \_ \_ \_ \_ □ \_ ' \_ w \_ \_ e

Where was Joseph put? (Genesis 39:20)

i \_ \_ \_ \_ □

What did God do to Joseph? (Genesis 39:21)

s \_ \_ w □ \_ \_ m \_ e \_ \_ y

Whatever Joseph did, the Lord

made it \_ r □ p \_ \_

(Genesis 39:23)

Through his  
trials, Joseph  
was always:




Fill in the missing letters  
from the words and write  
the letters in the  
squares into the circles  
at the bottom of the  
page to find how  
Joseph came through  
his trials.

# Joseph goes to Egypt

## Activity B - Story Strip



Here are some of the trials that happened to Joseph. First, number them in the right order, then draw a picture for each trial, making it into a story strip.



- ☐ Sold to traders who had camels laden with many things.
- ☐ Sold as a slave to Potiphar.
- ☐ Brothers killed a goat and put the blood on his coat.
- ☐ Joseph thrown into a pit.
- ☐ Joseph sent to prison.
- ☐ The Lord with Joseph in prison.

<input type="checkbox"/>	<input type="checkbox"/>	<input type="checkbox"/>
<input type="checkbox"/>	<input type="checkbox"/>	<input type="checkbox"/>



# Joseph interprets the dreams

Genesis 40 & 41

## Storyline

Joseph was put in charge of Pharaoh's butler and baker whilst in prison. Both had dreams which Joseph was able to interpret with wisdom from God. The chief butler promised to speak on Joseph's behalf when he was freed. However, it was two years later, when Pharaoh had dreams which troubled him and which no one could interpret, that the butler remembered Joseph. Pharaoh sent for Joseph who interpreted the dreams as God's warning to Pharaoh concerning the impending years of plenty and the following years of famine. Because of his godly wisdom, Joseph was made the overseer of all the affairs of Egypt. Joseph married and had two sons.

## Suggested Teaching Approach

### Theme1

Discuss together the different ways that God helps us - at home, at school, at church.

### Theme 2

Discuss together how Joseph remained faithful and trusted God all the years he was in prison. Talk to the children about the importance of prayer. Tell them that as they pray and believe God to answer their prayers, the Lord will look after them and they will know His blessing.

## Theme One

### "God helps us"

God had given Joseph the gift of interpreting dreams. Joseph was willing to serve to help the butler and the baker. Again, when using his gift to interpret Pharaoh's dreams, he gave glory to God as the one who had the power to interpret dreams.

### Key Thought

God helped Joseph to interpret dreams and Joseph was thankful. God will help us to serve Him at school and at home.

### Aim

For the children to know that God as God helped Joseph to serve, so too will He help us.

### Memory Verse

*"The Lord is my helper; I will not fear. What can man do to me?" (Hebrews 13:6).*

## Theme Two

### "God always looks after us"

Joseph had hoped that when the butler was returned to his position as the Pharaoh's cupbearer, he would speak to Pharaoh who would release him from prison. However it was God's timing that this was to happen two years later. During those two years, Joseph continued to serve in the prison doing the work he had been called to do.

### Key Thought

Joseph faced difficulties, yet he trusted the Lord. He served faithfully knowing that God's timing was perfect for his life. We can be sure that God is looking after us.

### Aim

For the children to know that God is caring for them and they can know God wherever they are.

### Memory Verse

*"Commit your way to the Lord, trust also in Him, and He shall bring it to pass." (Psalm 37:5).*

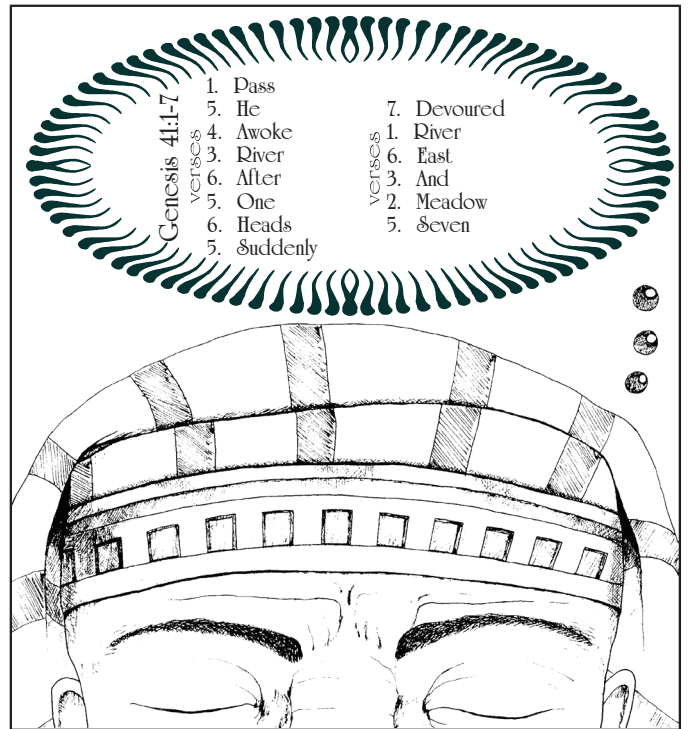
## Activity A - Bible Search

### Materials

- 1 Activity Sheet per child.
- Pens/pencils.
- Bibles.

### Steps

- The children look up the verses to find the words beginning with the letters listed.



## Activity B - Different Pictures


### Materials

- 1 Activity Sheet per child.
- Pens/pencils.

### Steps

- The children compare the two pictures to find the 10 differences between them.

### Answer



# Joseph interprets the dreams

## Activity A - Bible Search


Joseph learnt to rely totally on God for his life.  
Only God gives the power and the wisdom to interpret dreams.  
Search the given Scriptures to find some words in the story  
of Pharoah's dreams. The first letters are given below.

Genesis 41:1-7 verses	1.	P	---
	5.	H	---
	4.	A	---
	3.	R	---
	6.	A	---
	5.	O	---
	6.	H	---
	5.	S	---
			---
			---
verses	7.	D	---
	1.	R	---
	6.	E	---
	3.	A	---
	2.	M	---
	5.	S	---
			---




# Joseph interprets the dreams

## Activity B - Different Pictures



See if you can find 10 differences between these two pictures.





# Joseph's brothers

Genesis 42:1 - 45:28

## Storyline

Because of the shortage of food in Canaan, Jacob sent Joseph's ten older brothers to Egypt to buy grain. They had to bow down to Joseph, the governor, to ask for grain. Joseph recognised them (but they didn't know him) and he remembered his dreams about them bowing down to him. He accused them of being spies, who had come to see the devastated condition of Egypt. He held Simeon in Egypt until they brought Benjamin back. When food ran out, Jacob reluctantly sent Benjamin with the brothers back to Egypt. Joseph was overjoyed. He had a feast prepared for them and asked after Jacob. His brothers left with grain but Joseph put their money back in their sacks and his silver cup in Benjamin's. When Benjamin was accused of stealing the cup, Judah pleaded for him. Joseph revealed his identity to them and explained that God had used him to save them and others from starvation. He forgave his brothers and asked them to move to Egypt with Jacob.

## Suggested Teaching Approach

Have the children list some circumstances which may occur in their lives causing them hurt eg situations at school, problems in the family. Discuss how they might react in these circumstances, eg. sulk, hold a grudge, make the person 'pay', etc. How should they respond? (Forgive.) Joseph had never stopped loving his family even though there was much he didn't understand. Are we like this?

## Theme One

### "Forgiveness"

When Joseph's brothers went to Egypt to obtain grain, they stood in front of Joseph, but did not know who he was. He could have refused to help the brothers who had treated him so badly. He still loved his family dearly and wanted to see Benjamin and his father. He had a plan so this could happen.

### Key Thought

If we have God's love in our hearts, He will help us to forgive those who wrong us, just as he has forgiven us.

### Aim

To encourage the children to be thoughtful and forgiving, no matter how they are treated.

### Memory Verse

*"And be kind to one another; tenderhearted, forgiving one another, even as God in Christ forgave you." (Ephesians 4:32).*

## Theme Two

### "Believing God's word"

It must have been wonderful for Joseph to see his brothers again. He had trusted God for the family, knowing that his dream had to be fulfilled someday. When the brothers bowed down before him, Joseph rejoiced, not in that he was proven right, but that God had been true to His word and his family were about to be delivered.

### Key Thought

What an unexpected direction Joseph's life had to take to allow God's promises to come to pass. We don't know God's plans.

### Aim

To encourage the children not to let difficult or unexpected circumstances shake their faith in God and His word.

### Memory Verse

*"For the word of the Lord is right, and all His work is done in truth." (Psalm 33:4).*


## Activity A - Question and Answer

### Materials

- 1 Activity Sheet per child.
- Pens/pencils.
- Bibles.

### Steps

- The children look up the Scriptures to find the answers to the questions, and write the missing letters of the answer around the given clue.



**Find the answers to the questions in the verses listed, then write the missing letters of the answer around the given letter clue.**

1. Who was Joseph's father? (Genesis 42:1)	<b>1. JACOB</b>
2. What position did Joseph hold in Egypt? (Genesis 42:6)	<b>2. GOVERNOR</b>
3. What did Joseph call his brothers when he first saw them again? (Genesis 42:9)	<b>3. SPIES</b>
4. What did Joseph do to his brothers? (Genesis 42:15)	<b>4. TESTED</b>
5. Where did Joseph put them? (Genesis 42:17)	<b>5. PRISON</b>
6. What sort of men did Joseph want them to prove themselves to be? (Genesis 42:19)	<b>6. HONEST</b>
7. Which brother did Joseph keep bound? (Genesis 42:24)	<b>7. 'SIMEON</b>
8. Who was the youngest brother that Joseph asked the brothers to bring back to him? (Genesis 43:14)	<b>8. BENJAMIN</b>
9. How did the men feel when they returned to Joseph's house? (Genesis 43:18)	<b>9. AFRAID</b>
10. Whom did Joseph say had given them treasure in their sacks? (Genesis 43:23)	<b>10. GOD</b>
11. Who did Joseph ask to follow the brothers? (Genesis 44:4)	<b>11. STEWARD</b>
12. Who told Judah to go back and buy food? (Genesis 44:25)	<b>12. FATHER</b>
13. Where did Joseph ask his brothers to come? (Genesis 45:4)	<b>13. NEAR</b>
14. What did Joseph say he would do so that poverty would be kept away? (Genesis 45:11)	<b>14. PROVIDE</b>
15. What was Joseph's father's other name? (Genesis 45:27,28)	<b>15. ISRAEL</b>

## Activity B - Reporter's Interview

### Materials

- 1 Activity Sheet per child.
- Pens/pencils.
- Bibles.
- Extra writing paper.

### Steps

- Divide children into pairs - one to be a reporter, and one to be Joseph.
- The children then write an interview between a reporter from a newspaper, and Joseph. The first few questions and answers have been partly done, so they complete them and then continue on with questions and answers of their own.

### AN INTERVIEW

A scene to be played by \_\_\_\_\_ and \_\_\_\_\_



Reporter: I am from the \_\_\_\_\_ may I interview you?  
Joseph: Yes, certainly

Reporter: How did you feel when your brothers \_\_\_\_\_  
Joseph: Well, naturally \_\_\_\_\_

Reporter: I see. Your brothers sold you as a slave. How were you able to forgive them?  
Joseph: It would have been \_\_\_\_\_ only I knew \_\_\_\_\_

Reporter: What advice would you give to \_\_\_\_\_  
Joseph: \_\_\_\_\_

Reporter: \_\_\_\_\_  
Joseph: \_\_\_\_\_

Reporter: \_\_\_\_\_  
Joseph: \_\_\_\_\_

Reporter: \_\_\_\_\_  
Joseph: \_\_\_\_\_

Reporter: \_\_\_\_\_  
Joseph: \_\_\_\_\_

# Joseph's brothers

## Activity A - Question and Answer



**Find the answers to the questions in the verses listed, then write the missing letters of the answer around the given letter clue.**

1. Who was Joseph's father? (Genesis 42:1)
2. What position did Joseph hold in Egypt? (Genesis 42:6)
3. What did Joseph call his brothers when he first saw them again? (Genesis 42:9)
4. What did Joseph do to his brothers? (Genesis 42:15)
5. Where did Joseph put them? (Genesis 42:17)
6. What sort of men did Joseph want them to prove themselves to be? (Genesis 42:19)
7. Which brother did Joseph keep bound? (Genesis 42:24)
8. Who was the youngest brother that Joseph asked the brothers to bring back to him? (Genesis 43:14)
9. How did the men feel when they returned to Joseph's house? (Genesis 43:18)
10. Whom did Joseph say had given them treasure in their sacks? (Genesis 43:23)
11. Who did Joseph ask to follow the brothers? (Genesis 44:4)
12. Who told Judah to go back and buy food? (Genesis 44:25)
13. Where did Joseph ask his brothers to come? (Genesis 45:4)
14. What did Joseph say he would do so that poverty would be kept away? (Genesis 45:11)
15. What was Joseph's father's other name? (Genesis 45:27,28)

1. J \_ \_ \_ \_
2. \_ O \_ \_ \_ \_ \_
3. S \_ \_ \_ \_
4. \_ E \_ \_ \_ \_
5. P \_ \_ \_ \_ \_
6. H \_ \_ \_ \_ \_
7. 'S \_ \_ \_ \_ \_
8. B \_ \_ \_ \_ \_ \_ \_
9. \_ \_ R \_ \_ \_
10. \_ O \_
11. \_ T \_ \_ \_ \_ \_
12. \_ \_ \_ H \_ \_
13. \_ E \_ \_
14. \_ R \_ \_ \_ \_ \_
15. \_ S \_ \_ \_ \_

# Joseph's brothers

## Activity B - Reporter's Interview

### AN INTERVIEW

A scene to be played by

----- and  
-----



Reporter: I am from the \_\_\_\_\_ may I interview you?

Joseph: Yes, certainly \_\_\_\_\_

Reporter: How did you feel when your brothers \_\_\_\_\_  
\_\_\_\_\_  
\_\_\_\_\_

Joseph: Well, naturally \_\_\_\_\_  
\_\_\_\_\_  
\_\_\_\_\_

Reporter: I see. Your brothers sold you as a slave. How were you able to forgive them?

Joseph: It would have been \_\_\_\_\_ only I knew \_\_\_\_\_  
\_\_\_\_\_  
\_\_\_\_\_

Reporter: What advice would you give to \_\_\_\_\_  
\_\_\_\_\_  
\_\_\_\_\_

Joseph: \_\_\_\_\_  
\_\_\_\_\_  
\_\_\_\_\_

Reporter: \_\_\_\_\_  
\_\_\_\_\_  
\_\_\_\_\_

Joseph: \_\_\_\_\_  
\_\_\_\_\_  
\_\_\_\_\_

Reporter: \_\_\_\_\_  
\_\_\_\_\_  
\_\_\_\_\_

Joseph: \_\_\_\_\_  
\_\_\_\_\_  
\_\_\_\_\_

# Israel in Egypt

Genesis 46 - 49

## Storyline

All Pharaoh's house knew Joseph's brothers were there. Pharaoh suggested they return to Canaan and bring their father, their households and come to live in the best land of Egypt. Joseph gave them carts, provisions and gifts to return to collect their father. Jacob was overjoyed to hear about Joseph - his spirit revived. He wanted to go as quickly as possible and see him before he died. On the journey, Jacob offered sacrifices at Beersheba and God spoke to him encouraging him to go down to Egypt. Jacob brought 66 descendants with him to Egypt. They were given the best land in Goshen. Jacob was very old and sick. Joseph brought his sons to see him. Jacob reminisced about God's promises to him whilst still in Canaan and told Joseph about his life. He saw Ephraim and Manasseh and wanted to bless them. It was usual for the eldest to receive the main blessing, the 'right-hand blessing', but Jacob crossed his hands and gave the 'right-hand blessing' to the second son. Joseph thought Jacob could not see properly and tried to guide his hands. Jacob explained that that was how the Lord wanted it to be. Jacob then called all his sons and blessed them before he died.

## Suggested Teaching Approach

Discuss family reunions. What age groups enjoy them most? Why? How do people change over the years? Is it usual for the youngest son to rule over the others? What does God teach us by allowing this to happen in the story?

## Theme One

### "The Lord will guide you"

When Jacob's sons convinced him that Joseph was still alive, he wanted nothing more than to see Joseph before his death. Having set out on his journey, he came to Beersheba with his whole family. There he offered sacrifices to God and no doubt he hoped that God would meet with him, as He had on earlier occasions. Jacob was not disappointed. God confirmed that he should go to Egypt and that there his descendants would become a great nation. The nation would eventually return again to the land of Canaan.

### Key Thought

As we seek the Lord and offer ourselves to Him, He will meet with us and direct us in the way we should go.

### Aim

Encourage the children to seek the Lord's guidance in their decision making.

### Memory Verse

*"I will instruct you and teach you in the way you should go." (Psalm 32:8).*

## Theme Two

### "God's ways are not our ways"

It was the custom for the firstborn to receive the double portion and the blessing that went with it. God made an exception in the case of Jacob and now He does so again in the case of Ephraim. God had His own special purposes and guided Jacob in the placing of his hands. His right hand was placed on the younger son, Ephraim's head. Joseph thought his father had made a mistake, but Jacob knew what God wanted.

### Key Thought

God does not need to explain everything He does. Rather, He looks to us to trust Him and to know that His way is always best, even though sometimes we may think otherwise.

### Aim

Don't worry about things always having to be 'fair', but trust God to know best.

### Memory Verse

*"Teach me Your way, O Lord; I will walk in Your truth; unite my heart to fear Your name." (Psalm 86:11).*



## Activity A - Scripture Mime

### Materials

- 1 Activity Sheet per child.
- 1 ice-cream container or something of similar size.
- 1 copy of Activity Sheet to cut up.

### Steps

#### At Home


- Slice the Scripture sheet along the lines, fold each piece and place into a container.

#### In Class

- Allow the children some time to read the Scriptures, silently.
- Divide the children into groups of three.
- Let each group select a Scripture from the container and plan their mime 'secretly'.
- Each group acts the mime, while the rest of the class guess which Scripture is the subject of the mime.
- Some groups may need some suggestions re gestures, expressions, etc.
- Use as many Scriptures as you think would be possible in the time allocated.



## Activity B - Questions and Discussion



### Materials

- 1 Activity Sheet per child.
- Pens/pencils.
- Bibles.

### Steps

- The children look up the Scriptures to answer the questions, and then discuss how Jacob's family came to occupy the best land in Egypt.

# Israel in Egypt

## Activity A - Scripture Mime



Genesis 45:14-15. "Then he (Joseph) fell on his brother Benjamin's neck and wept, and Benjamin wept on his neck. Moreover he kissed all his brothers and wept over them, and after that his brothers talked with him."

-----

Genesis 45:22. "He (Joseph) gave to all of them, to each man, changes of garments; but to Benjamin he gave three hundred pieces of silver and five changes of garments."

-----

Genesis 45:26-27. "And they (Joseph's brothers) told him (Israel their father), saying, 'Joseph is still alive, and he is governor over all the land of Egypt.' And Jacob's heart stood still, because he did not believe them. But when they told him all the words which Joseph had said to them, and when he saw the carts which Joseph had sent to carry him, the spirit of Jacob their father revived."

-----

Genesis 46:1. "So Israel took his journey with all that he had, and came to Beersheba, and offered sacrifices to the God of his father Isaac."

-----

Genesis 46:2-3. "Then God spoke to Israel in the visions of the night, and said, 'Jacob, Jacob!' And he said, 'Here I am.' And He said, 'I am God, the God of your father; do not fear to go down to Egypt, for I will make of you a great nation there.'"

-----

Genesis 48:13-14. "And Joseph took them both, Ephraim with his right hand towards Israel's left hand, and Manasseh with his left hand towards Israel's right hand, and brought them near him. Then Israel stretched out his right hand and laid it on Ephraim's head, who was the younger, and his left hand on Manasseh's head, guiding his hands knowingly, for Manasseh was the firstborn."

-----

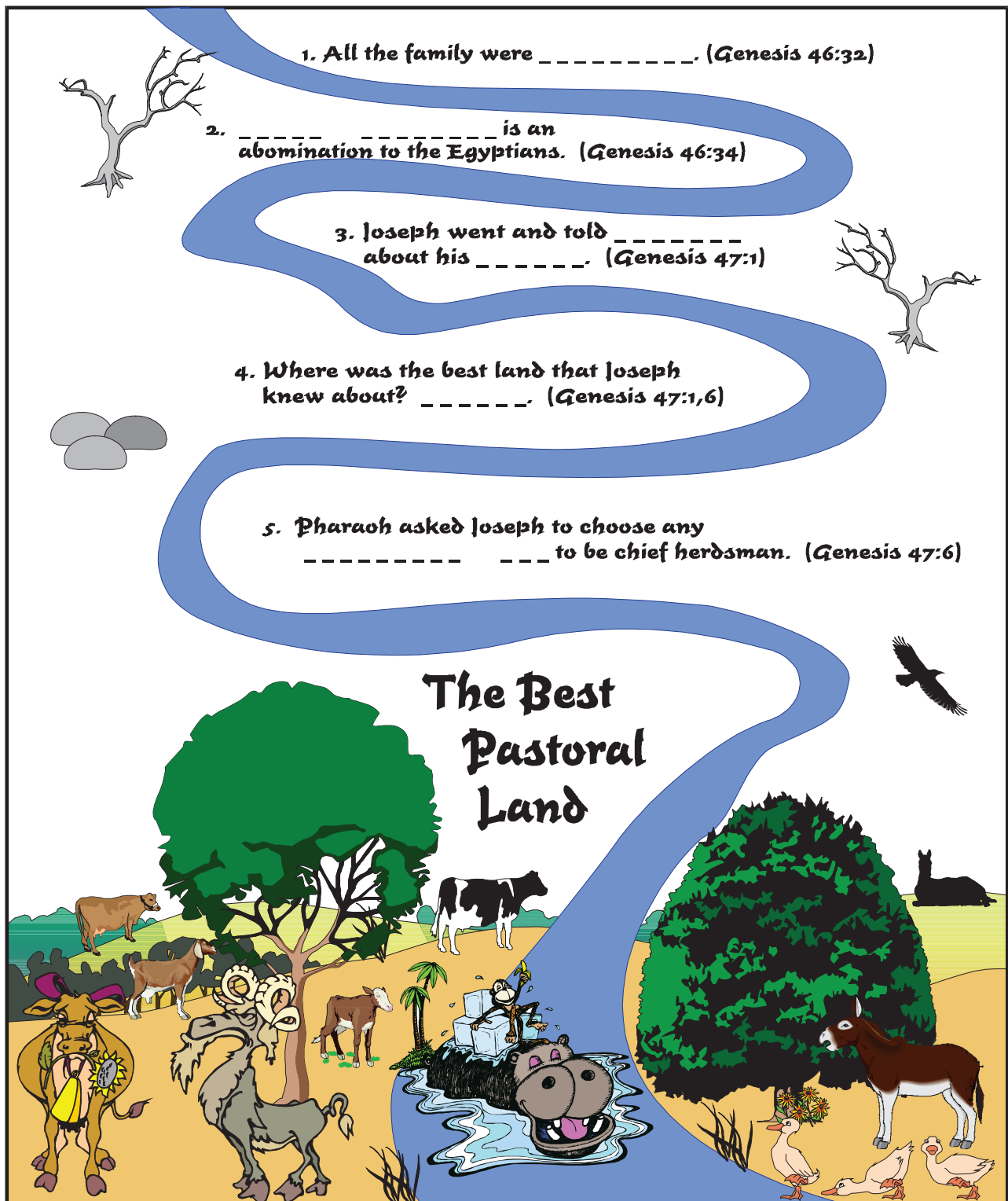
Genesis 49:33. "And when Jacob had finished commanding his sons, he drew his feet up into the bed and breathed his last, and was gathered to his people."



# Israel in Egypt

## Activity B - Questions and Discussion

**Answer the questions by reading the given Scriptures and then discuss how Jacob's family came to occupy the best land in Egypt.**



1. All the family were \_\_\_\_\_. (Genesis 46:32)

2. \_\_\_\_\_ is an abomination to the Egyptians. (Genesis 46:34)

3. Joseph went and told \_\_\_\_\_ about his \_\_\_\_\_. (Genesis 47:1)

4. Where was the best land that Joseph knew about? \_\_\_\_\_. (Genesis 47:1,6)

5. Pharaoh asked Joseph to choose any \_\_\_\_\_ to be chief herdsman. (Genesis 47:6)

**The Best Pastoral Land**

# Israelites slaves, Moses born

Exodus 1:1 - 2:10

## Storyline

Jacob's whole family in Egypt increased abundantly. When a new king who didn't know Joseph came to the throne, he became afraid that the children of Israel would become mightier than the children of Egypt and in a time of war might side against the Egyptians. The Egyptians treated the Israelites like slaves but they still prospered and multiplied, so the king tried to force the midwives to kill any baby boys. Because the midwives feared God, they saved the baby boys and God protected them. Pharaoh then ordered that all baby boys be thrown into the river. An Israelite couple, Amram and Jochebed had a son born after Pharaoh's order to kill all Israelite baby boys. After hiding him for three months, they put him in an ark in the reeds by the river. His sister, Miriam, stood by to watch him. Pharaoh's daughter found the baby and wanted to keep him, so Miriam offered to find a nurse for the baby and brought her mother. Pharaoh's daughter called him 'Moses', because she drew him out of the water.

## Suggested Teaching Approach

Discuss situations at home and at school where children may have needed to hand a problem over to the Lord and trust Him with the outcome.

## Theme One

### "Trust in the Lord"

When Moses' mother, Jochebed, hid her baby in the reeds by the Nile, she was relying totally on God's mercy and faithfulness to look after her child. Jochebed believed in God and acted accordingly. Pharaoh's daughter found Moses, and Jochebed was given the paid task of being a nursemaid to him. The outcome was far better than she could have expected. This is how our trust in God is to work also.

### Key Thought

Give all your troubles to the Lord. God can help when we hand over the problem to Him and trust Him with the outcome.

### Aim

To show the children how faith works. Our trust in God leads us to act in accordance with the prompting of the Holy Spirit.

### Memory Verse

*"Blessed is the man who trusts in the Lord, and whose hope is the Lord." (Jeremiah 17:7).*

## Theme Two

### "God keeps His promises"

God promised Abraham that his descendants would be as many as the dust of the earth and the stars in the sky. As the people of Israel grew in number, to the dismay of the Egyptians, God's promise to Abraham began to come true. God has made many wonderful promises to His people. We can be certain He will keep His promises to us just like He kept His promise to Abraham.

### Key Thought

As the children of Israel grew in number, God's promise to Abraham began to come true. God will keep His promises to us in the same way.

### Aim

For the children to know that they can trust God to keep His promises.

### Memory Verse

*"He is God, the faithful God who keeps covenant and mercy for a thousand generations." (Deuteronomy 7:9).*

## Activity A - Word Puzzle

### Materials


- 1 Activity Sheet per child.
- Pens/pencils.
- Bibles.

### Steps

- The children look up the Scriptures to answer the questions. They then write the six letter answers around the corresponding number in the puzzle - either clockwise or anticlockwise.
- Put the clue letters that are already in the puzzle in order to make a word.

Look at the Scriptures to find each of the six letter answers. The six letter answer will fit around the number in the puzzle, either clockwise or anticlockwise.

- |  |        |
|--|--------|
| 1. The name of a son of Israel. (Exodus 1:2)                                     | Reuben |
| 2. How did the Egyptians make the lives of the children of Israel? (Exodus 1:14) | Bitter |
| 3. The midwives were of this nationality. (Exodus 1:15)                          | Hebrew |
| 4. The daughter of Pharaoh did this to the ark. (Exodus 2:6)                     | Opened |
| 5. Who was watching the ark? (Exodus 2:4)  | Sister |
| 6. Who ended up being paid to nurse Moses? (Exodus 2:8)                          | Mother |
| 7. The great Hebrew who died. (Exodus 1:6)                                       | Joseph |
| 8. What sort of cities did the new king make the Hebrews build. (Exodus 1:11)    | Supply |
| 9. The Egyptians were in dread of the children of ??? (Exodus 1:12)              | Israel |



Use the clue letters already in the puzzle to form a word from somewhere in Exodus 2:1-10, used in the deliverance of Moses.

Bulrushes



## Activity B - Scripture Search


Name the people who lived godly lives whilst being badly treated.

- (a) Children of Israel  
(Exodus 1:11, 12, 16, 17, 20, 22)
- (b) Joseph  
(Genesis 39:20-22; 40:18; 41:40)
- (c) Jesus  
(Luke 23:33-34, 46; 24:6)
- (d) Peter and John  
(Acts 4:18-20, 31; 5:19-20)



Choose one of the above people to answer the questions below:

- What was the difficult situation?
  - (a) The Children of Israel were forced into slavery, or, the lives of all the baby boys were threatened.
  - (b) Joseph was accused of something he did not do.
  - (c) Jesus, who had no sin, was crucified.
  - (d) Peter and John were preaching the gospel but were sternly told not to.
- What was the response to the difficulty?
  - (a) The children of Israel kept working hard, and protecting their babies, didn't get bitter.
  - (b) Joseph worked in prison, also interpreted dreams, they didn't get bitter.
  - (c) Jesus forgave the people who crucified Him, and didn't get bitter.
  - (d) Peter and John spoke the truth and prayed for the further enabling of the Holy Spirit.
- What was God's deliverance and blessing to the person/s?
  - (a) God delivered and the people multiplied.
  - (b) God delivered and made him next in importance to Pharaoh.
  - (c) God delivered and raised Him from the dead.
  - (d) God delivered and they kept preaching - no one was able to touch them.



### Materials

- 1 Activity Sheet per child.
- Pens/pencils.
- Bibles.

### Steps

- The children fill in the names in the first section, then answer questions 1-3 for one of the names from the first section.
- Note: The class could be divided into groups and each group allocated A,B,C or D.




# Israelite slaves, Moses born

## Activity A - Word Puzzle

look at the Scriptures to find each of the six letter answers.  
The six letter answer will fit around the number in the puzzle,  
either clockwise or anticlockwise.

1. The name of a son of Israel. (Exodus 1:2)
2. How did the Egyptians make the lives of the children of Israel? (Exodus 1:14)
3. The midwives were of this nationality. (Exodus 1:15)
4. The daughter of Pharaoh did this to the ark. (Exodus 2:6)
5. Who was watching the ark? (Exodus 2:4).
6. Who ended up being paid to nurse Moses? (Exodus 2:8)
7. The great Hebrew who died. (Exodus 1:6)
8. What sort of cities did the new king make the Hebrews build. (Exodus 1:11)
9. The Egyptians were in dread of the children of ??? (Exodus 1:12)

\_\_ u \_\_ \_\_  
B \_\_ \_\_ \_\_ \_\_  
\_\_ r \_\_ \_\_  
\_\_ e \_\_ \_\_  
S \_\_ \_\_ \_\_ \_\_  
\_\_ h \_\_ \_\_  
\_\_ s \_\_ \_\_  
\_\_ u \_\_ \_\_ \_\_  
\_\_ \_\_ \_\_ \_\_ l



Use the clue letters already in the puzzle  
to form a word from somewhere in  
Exodus 2:1-10, used in the deliverance of  
Moses.

\_\_\_\_\_



# Israelite slaves, Moses born

## Activity B - Scripture Search

Name the people who lived godly lives whilst being badly treated.

(a) \_\_\_\_\_  
(Exodus 1:11,12,16,17,20,22)

(b) \_\_\_\_\_  
(Genesis 39:20-22; 40:18; 41:40)

(c) \_\_\_\_\_  
(Luke 23:33-34, 46; 24:6)

(d) \_\_\_\_\_ and \_\_\_\_\_  
(Acts 4:18-20,31; 5:19-20)



Choose one of the above people to answer the questions below:

1. What was the difficult situation?

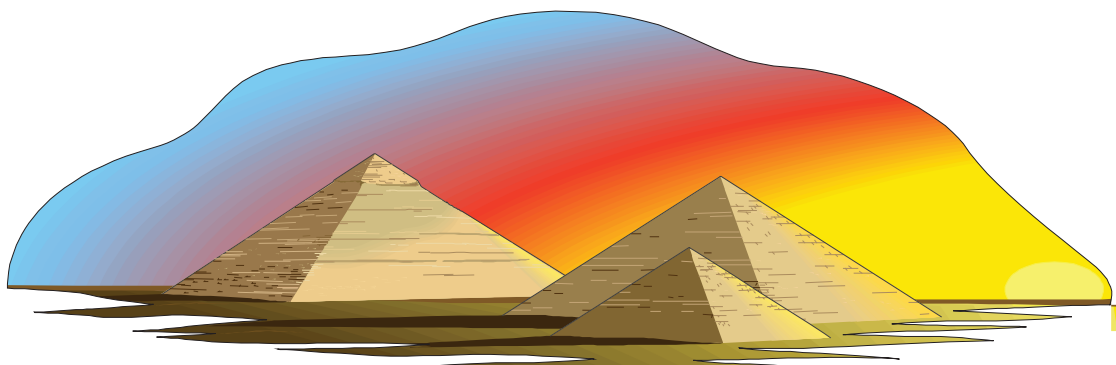
- (a) \_\_\_\_\_
- (b) \_\_\_\_\_
- (c) \_\_\_\_\_
- (d) \_\_\_\_\_

2. What was the response to the difficulty?

- (a) \_\_\_\_\_
- (b) \_\_\_\_\_
- (c) \_\_\_\_\_
- (d) \_\_\_\_\_

3. What was God's deliverance and blessing to the person/s?

- (a) \_\_\_\_\_
- (b) \_\_\_\_\_
- (c) \_\_\_\_\_
- (d) \_\_\_\_\_



# Moses flees and returns to Egypt

Exodus 2:11-25; 3 - 4

## Storyline

Moses was concerned for the burden of his Israelite brothers. When he saw an Egyptian beating a Hebrew, he killed him and hid his body in the sand. Pharaoh wanted to kill Moses because of this, so he fled and dwelt in Midian. He married the daughter of a Midianite priest and lived with the family. Moses and Zipporah had a son, Gershom. In the meantime, the Israelites in Egypt were being treated very badly and God heard their cry and remembered His covenant. Moses was looking after his father-in-law's sheep near Horeb, the mountain of God. The Angel of the Lord appeared to him as fire in the midst of a bush that wasn't being consumed. As Moses investigated, God called to him from the bush. The Lord told Moses who He was and that He knew about the harsh treatment of the children of Israel. He told Moses to go to Pharaoh and bring God's people out of Egypt. God gave doubting Moses many signs to show Pharaoh that He was with him. When Moses complained that he was not eloquent, God offered his brother-in-law Aaron as spokesman. The Lord told him exactly what to do and even warned him that Pharaoh would have a hard heart. The Lord sent Aaron to meet Moses and hear all about His directions for them. They talked to all the Israelite leaders and showed them the miracles they could perform. They worshipped God because He knew their difficulties and had promised to deliver them.

## Suggested Teaching Approach

God showed Moses signs that he could use to convince Pharaoh that a powerful and mighty God was with him.

- Discuss with the children, other people from Scriptures to whom the Lord showed a sign in times of difficulty, eg. Gideon, Hezekiah (Isaiah 38:7), Ahaz (Isaiah 7:14).
- Discuss how the Lord has sent the Holy Spirit to dwell in us so we can live as He would have us live.

## Theme One

### "God enables us to do His will"

In the unfolding of God's plan for His people, there came a point where He required Moses to take a bold course of action. As a result of God's dealings with Moses he felt inadequate for this task, as we often do when God wants us to take a step of faith. Like Moses, we can prove God's grace is sufficient as we step out in obedience, in spite of our own feelings and inadequacies.

#### Key Thought

God's grace is greater than our doubts and insecurities. He enables us to do what is impossible for us to do on our own.

#### Aim

To show that God is our strength when we acknowledge our weakness and believe for His grace and enabling to do His will.

#### Memory Verse

*"The Lord is my strength and my shield; my heart trusted in Him, and I am helped." (Psalm 28:7).*

## Theme Two

### "God speaks to us in many ways"

God really needed to get Moses' attention and so called to him from a burning bush. Being Hebrew, Moses understood when God started talking about His promises to Abraham, Isaac and Jacob. When Moses questioned his capability of doing the Lord's work, God gave him many signs that He was with him and could help him. It was hard for Moses to believe that God could work through him and manifest Himself to Pharaoh.

#### Key Thought

God often wants to get our attention, so that He can tell us what to do. When He shows us what He wants us to do we should not make excuses. He will never ask us to do something without making it possible for us to do that thing.

#### Aim

For the children to see that if God could talk to Moses and use him, He can talk to us in our everyday life; and use us too.

#### Memory Verse

*"I will hear what God the Lord will speak, for He will speak peace to His people." (Psalm 85:8).*

## Activity A - Role Play

### Materials

- Costumes for Egyptians and Hebrews.
- Bibles.
- Weapon.
- Shepherd's crook.
- Appropriate props.

### Steps

- Discuss the story with the children, and maybe read it through.
- Allocate roles and appropriate costumes and props.
- Teacher should narrate and help the children to organise themselves throughout the role play, highlighting important points if necessary.
- Finish with a discussion of what Moses should have done.

## Activity B - Ordering of Events

### Materials


- 1 Activity Sheet per child.
- Pens/pencils.
- Bibles.

### Steps

- The children read the story of Moses' life and then number the events in order.

### Answer

- |    |  |
|----|--|
| 7  | MOSES HAD A SON CALLED GERSHOM.  |
| 2  | MOSES KILLED AN EGYPTIAN.  |
| 9  | GOD CALLED MOSES UP TO THE BURNING BUSH.   |
| 4  | MOSES HELPED THE DAUGHTERS OF THE PRIEST MIDIAN.   |
| 6  | MOSES BECAME A SHEPHERD.   |
| 3  | MOSES FLED FROM EGYPT TO MIDIAN.   |
| 8  | GOD HEARD THE CRY OF THE ISRAELITES.   |
| 10 | GOD TOLD MOSES HE WAS TO LEAD THE PEOPLE OUT OF EGYPT.   |
| 1  | MOSES WAS FOUND BY PHARAOH'S DAUGHTER.   |
| 5  | MOSES MARRIED ZIPPORAH.  |
| 11 | MOSES SAID HE WAS NOT ABLE TO LEAD THE PEOPLE OUT AND GOD EXPLAINED THAT NOTHING IS TOO BIG FOR GOD. |




# Moses flees and returns to Egypt

## Activity B - Ordering of Events

NUMBER THESE EVENTS IN MOSES' life 1-11 IN THE ORDER IN WHICH THEY OCCUR IN THE SCRIPTURES. THEY ARE FOUND IN Exodus 2 & 3.

- ☐ MOSES HAD A SON CALLED GERSHOM.
- ☐ MOSES KILLED AN EGYPTIAN.
- ☐ GOD CALLED MOSES UP TO THE BURNING BUSH.
- ☐ MOSES HELPED THE DAUGHTERS OF THE PRIEST MIDIAN.
- ☐ MOSES BECAME A SHEPHERD.
- ☐ MOSES FLED FROM EGYPT TO MIDIAN.
- ☐ GOD HEARD THE CRY OF THE ISRAELITES.
- ☐ GOD TOLD MOSES HE WAS TO LEAD THE PEOPLE OUT OF EGYPT.
- ☐ MOSES WAS FOUND BY PHARAOH'S DAUGHTER.
- ☐ MOSES MARRIED ZIPPORAH.
- ☐ MOSES SAID HE WAS NOT ABLE TO LEAD THE PEOPLE OUT AND GOD EXPLAINED THAT NOTHING IS TOO BIG FOR GOD.





*This page is intentionally blank*

# "Let My people go"

Exodus 5 - 11

## Storyline

Moses and Aaron met with Pharaoh to secure the release of the Israelites from slavery in Egypt. However, Pharaoh refused their request and in fact caused the workload of the Israelites to be made heavier. The people resented Moses as a result of this. God then spoke to Moses concerning His promise of deliverance for His people. In response to Pharaoh's subsequent refusals to let the people go, Moses performed a number of miracles. None of these persuaded Pharaoh, but in fact caused his heart to be hardened. The series of plagues culminated in God's promise of death to the first-born in all of Egypt.

## Suggested Teaching Approach

1. Discuss with the children plagues that occur in this land from time to time – mice, locusts, etc. How would they feel if there were dozens of mice running around their bedroom and over their beds, everywhere in the house and outside?
2. Discuss with the children how hard Pharaoh's heart must have been against God! After nine plagues he still refused to let the people of Israel go.
3. Do you think the Egyptian people thought these plagues were normal? Was God speaking to Egypt as a people that they might turn to Him?

## Theme One

### "Trust God through trials"

God sent Moses to deliver His people, however, their troubles increased under Pharaoh, and as a result, they no longer believed God would deliver them. Yet God still heard the cries of His people who were oppressed. God wants us to always believe that, despite our troubles, He will deliver us and save us from all things that would enslave us in our lives.

### Key Thought

No matter how difficult circumstances seem to be, God always cares for His people and will deliver them.

### Aim

To show the children that although God allows trials to come, He will never ask us to endure more than we are able.

### Memory Verse

*"Keep my soul, and deliver me; let me not be ashamed, for I put my trust in You." (Psalm 25:20).*

## Theme Two

### "God is faithful"

Despite Pharaoh's determination to stop the Israelites from leaving Egypt, God demonstrated that He was able to set them free. We can be sure that God will do what He has said He will do. Sometimes God's word takes time to be fulfilled and a series of events have to take place. Knowing this, we can safely put our trust in Him. We can live and relate to Him according to His word.

### Key Thought

People often fail to keep their word, either because they forget, or are unable to do what they say, or just don't intend to fulfil what they say. God is well able to do what He says and He will do it.

### Aim

To show the children that once God has given His word concerning something, He never forgets and can be relied on to do it.

### Memory Verse

*"The word of the Lord is proven; He is a shield to all who trust in Him." (2 Samuel 22:31).*

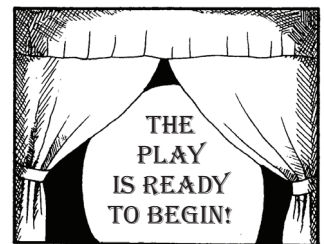
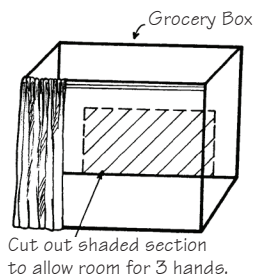
## Activity A - Finger Puppet Play

### Materials

- 1 cardboard grocery box (approx. 50-60 cm square).
- Several copies of the finger puppets on the Activity Sheet.
- Scissors.
- Sticky Tape.
- Colouring pencils.
- Coloured paper, scraps of material, paints (to decorate the box).
- Fabric for the curtain (not essential).
- Elastic (to attach curtain if making one).
- Bible.

### Steps

- Divide the class into groups of 3. Choose one group to construct the puppet theatre (these could be hand picked, or ask for volunteers).
- Cut a panel out of the back of the box as per the diagram.
- Decorate the theatre with coloured paper, material, paints, etc.
- Attach a curtain to the front of the theatre with elastic if you wish.
- The other groups each cut out and colour/decorate their finger puppets according to who they are - Moses, Aaron, Pharaoh.
- Attach finger puppets to fingers with sticky tape.
- Each group with puppets is then given the task of performing a short play on one of the nine plagues covered in the lesson.
- The whole nine plagues could be covered if there are enough children, or each group is able to do more than one plague.
- Suggested Extension: The plays could be performed for the younger children in the Sunday School.



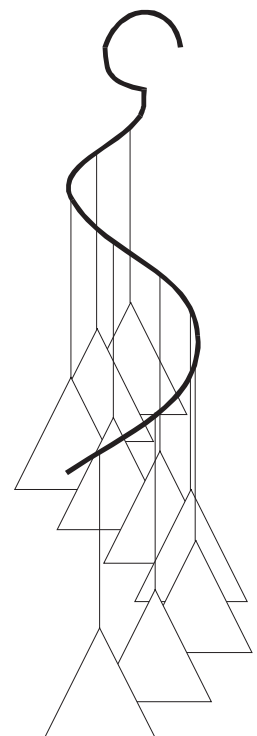
## Activity B - Make-It-Mobile

### Materials

- 1 wire coat hanger per child.
- 1 Activity Sheet per child.
- Wire Cutters
- Scissors.
- 9 cardboard triangles per child, each measuring 10 cm x 10 cm x 10 cm, or alternatively, 1 triangle template and 1 sheet of cardboard per child.
- String or wool to hang triangles from coat hanger.
- Sticky tape.
- Colouring pencils/felt pens.

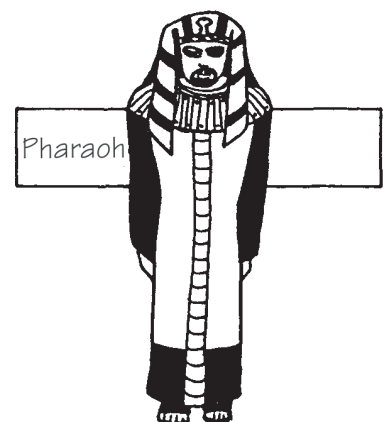





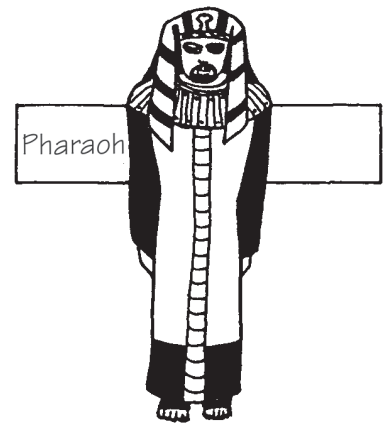


### Steps

- Using wire cutters, cut each coat hanger as shown.
- Twist the length of wire into a spiral shape.
- Use a template of the triangle to cut out 9 triangles per child, or have these pre-cut if time is short.
- The children write their answers to the Activity Sheet questions on one side of the triangles, and draw a corresponding picture on the other side.
- Attach pieces of string (of equal lengths) to the triangles with stick tape, then attach the other end of the strings to the coat hanger with stick tape, making sure they are equally spaced.



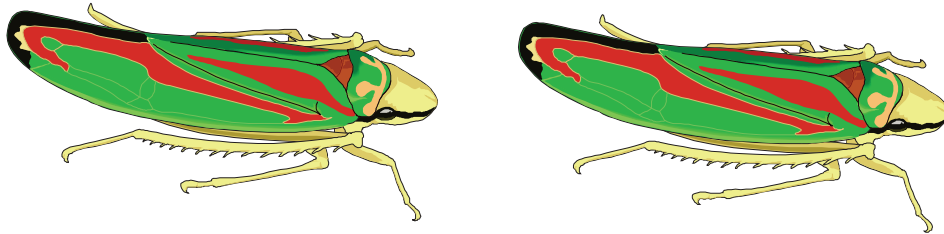
# "Let My people go"

## Activity A - Finger Puppet Play




# "Let My people go"

## Activity B - Make-It-Mobile



**Write the answers to each of these questions on a different triangle, and on the back of each triangle, draw a corresponding picture.**

1. Read Exodus 7:20-23. In your own words, write what happened.
2. What did the Lord say to Pharaoh in Exodus 8:2?
3. What happened when the magicians tried to conjure up lice? Exodus 8:18.
4. Were there flies in the land where the Israelites lived? Read Exodus 8:22 and explain your answer.
5. What was Pharaoh's response to the death of Egypt's livestock? Exodus 9:7.
6. What did Moses do to cause boils to break out on both man and beast? Exodus 9:10.
7. What damage did the hail do in Egypt? Exodus 9:25.
8. What did the Lord use to bring the locusts and later to get rid of them? Exodus 10:13-19.
9. During the plague of darkness, where was the only light found? Exodus 10:23.





# The first passover, Israel delivered

Exodus 12

## Storyline

The tenth and final plague was to be sent upon the Egyptians. First, God gave instructions for the Lord's passover meal to Moses and Aaron. He promised that if the people would follow these instructions, the plague of death would pass over their houses and befall only the Egyptians. Then God commanded that these procedures be instituted annually as a memorial feast. Israel followed the procedures and the Lord smote the first-born of all Egypt. As a result of this plague, Pharaoh summoned Moses and Aaron and commanded the release of the people of Israel with their flocks and herds. Thus ended 430 years of Israel's dwelling in Egypt.

## Suggested Teaching Approach

### Theme 1:

- Talk about the passover meal and how the Israelites may have been feeling.
- Would they have understood the significance of the blood?
- How do we apply the blood now?
- Discuss times when their parents have asked them to do something, but they have not responded.

### Theme 2:

- Share with the students (or have a guest speaker) your own experiences of where the Lord has asked you to do something that you have never done before.
- Discuss together the way that God enables us to do what He asks us to do.

## Theme One

### "Believe and obey"

The Israelites believed God when He issued the instruction for the sprinkling of the sacrificial blood on the doorposts. However, had they believed but not responded in faith, God would not have saved them. We, too, may believe in the Lord Jesus Christ and the saving power of His shed blood. However, we need to respond as His word comes to us in practical day to day living situations.

### Key Thought

We need to know how and when to apply the blood of the Lord Jesus Christ, in our daily lives.

### Aim

For the children to understand that true faith requires a response, on their part, to the word of God.

### Memory Verse

*"Obey My voice, and I will be your God, and you shall be My people. And walk in all the ways that I have commanded you, that it may be well with you." (Jeremiah 7:23).*

## Theme Two

### "Different, not hard"

God sometimes asks us to do something that we have never done before. When this happens we should be excited and not scared, because He never asks us to do things that are too hard for us. If we trust Him, He will enable us to do what He asks us to do.

### Key Thought

To prepare the Passover meal, the children of Israel had to follow God's instructions carefully. Because they did this they were kept safe. Our obedient actions please God.

### Aim

For the children to happily follow God's instructions, whatever they may be.

### Memory Verse

*"Be not dismayed, for I am your God. I will strengthen you, yes, I will help you." (Isaiah 41:10).*

## Activity A - Baking Unleavened Bread or Passover Meal

### 1. Baking Unleavened Bread

Let the children make their own unleavened bread. If no oven is available, they can cook it at home.

#### Recipe

- 1 cup flour (plain or self-raising).
- 1 tablespoon oil (olive oil).
- Pinch salt.
- ½ cup milk.
- Extra flour for kneading.
- Place all ingredients into a bowl and mix. Turn out onto floured board and knead gently. Pat dough into a flat round shape (1½ cm thick). Place on a tray and bake in a hot oven until brown.

or

### 2. Passover Meal

Have a passover meal together.

#### Materials

- Roast lamb - 1 slice per person.
- Unleavened bread - pita bread.
- Bitter herbs - Rosemary.



## Activity B - Comparing Passover Terms

Answer the questions to show a comparison between the passover terms in the Old & New Testaments.

Term or Phrase	Old Testament	New Testament
Lamb Without Blemish	Exodus 12:3,5,6 What was the lamb used for? <u>A sacrifice.</u>	1 Peter 1:18-19 Who was our lamb without blemish? <u>Jesus Christ.</u>
Blood	Exodus 12:6-7 What happened to the blood? <u>Applied to the doorposts and lintels.</u>	Matthew 26:27-28 For whom was the blood of Jesus shed? <u>For sinners throughout the ages.</u>
Unleavened Bread	Exodus 12:8 Why do you think they needed to eat unleavened bread? <u>Without yeast, the bread was flat, easily transportable and didn't spoil.</u>	1 Corinthians 5:6-8 What does leaven represent in our lives? <u>Sin.</u>
The Cross	Exodus 12:7,13 The blood was to <u>protect</u> the Israelites from the plague of death.	Ephesians 1:7-8 How are we saved by the blood of Christ? <u>Christ paid the price for our sin and bought us for Himself.</u>
Egypt	Exodus 3:16-17 Why was Israel delivered out of Egypt? <u>To enter the promised land.</u>	Romans 12:2 & 1 John 2:15-17 What is the equivalent of Egypt in our lives today? <u>Love of material things, The pleasures of this world.</u>

#### Materials

- 1 Activity Sheet per child.
- Pens/pencils.
- Bibles.

#### Steps

- After reading the Scriptures in the Old and New Testament and discussing them, the children could write their answers in each square.

# The first passover, Israel delivered

## Activity B - Comparing Passover Terms

Answer the questions to show a comparison between the passover terms in the Old & New Testaments.

Term or Phrase	Old Testament	New Testament
Lamb Without Blemish	Exodus 12:3,5,6 What was the lamb used for? _____ _____	1 Peter 1:18-19 Who was our lamb without blemish? _____ _____
Blood	Exodus 12:6-7 What happened to the blood? _____ _____	Matthew 26:27-28 For whom was the blood of Jesus shed? _____ _____
Unleavened Bread	Exodus 12:8 Why do you think they needed to eat unleavened bread? _____ _____	1 Corinthians 5:6-8 What does leaven represent in our lives? _____ _____
The Cross	Exodus 12:7,13 The blood was to _____ the Israelites from the plague of death.	Ephesians 1:7-8 How are we saved by the blood of Christ? _____ _____
Egypt	Exodus 3:16-17 Why was Israel delivered out of Egypt? _____ _____	Romans 12:2 & 1 John 2:15-17 What is the equivalent of Egypt in our lives today? _____ _____

*This page is intentionally blank*

# Crossing the Red Sea

Exodus 13:17 - 15:21

## Storyline

God led the people of Israel out of Egypt, by way of the wilderness towards the Red Sea. He presenced Himself in a pillar of cloud by day and of fire by night. Pharaoh reconsidered his decision to let the people go, and pursued them with his army. When the Israelites saw them coming, they were afraid and complained to Moses. Moses assured them of the Lord's faithfulness towards them, and the victory He was about to accomplish. As Moses responded in faith, God parted the waters and the Israelites crossed the Red Sea on dry land. The Egyptians, however, were drowned as the Lord told Moses how to return the waters.

## Suggested Teaching Approach

- If choosing Activity A, have the children add a prologue to the song and dance reflecting the fear and panic prior to the deliverance of the Israelites.
- Discuss how we are often found to be fearful even though we know the promises of God.
- Discuss real life examples of how the Lord has not allowed us to avoid obstacles but as we have looked to Him in faith, He has opened up the way.

## Theme One

### "God will make a way"

With the sea before them, the mountains on either side, and the Egyptian army behind them, all seemed hopeless and lost. But God made a way for His people. God will also make a way for us, even when we cannot see it. If we continue to trust and walk in faith, He will open up His way before us.

### Key Thought

No matter how difficult the circumstances seem to be, we can trust God to make a way for us.

### Aim

To show the children that, although evil things may come against us and there seems no way out, we can always trust God to deliver us.

### Memory Verse

*"You will show me the path of life; in Your presence is fullness of joy; at Your right hand are pleasures forevermore." (Psalm 16:11).*

## Theme Two

### "The joy of salvation"

God has proved Himself to be faithful. His word shows us many times His amazing miracles that He has performed. He is still the same today and is still doing amazing things in the lives of people who will trust Him and follow Him joyfully.

### Key Thought

Just as the children of Israel were excited about the amazing way God saved them, so we too can be excited because we have the same God who saves us.

### Aim

For the children to know that there is joy and excitement in going God's way.

### Memory Verse

*"And my soul shall be joyful in the Lord; it shall rejoice in His salvation." (Psalm 35:9).*



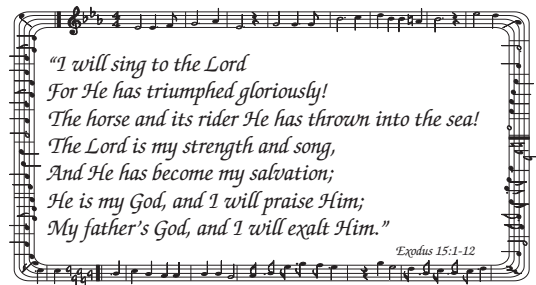
## Activity A - Let's Sing and Dance

### Materials

- 1 Activity Sheet per child.
- Musical instruments.

### Steps

- Make up a song from the verses on the Activity Sheet, or use a song that you know, which speaks of deliverance and help the children put some simple hopping, skipping and jumping steps together to celebrate the joy of deliverance!
- If able, why not add some musical instruments that sound joyful, eg. timbrels, bongo drums, triangles, or make some simple shakers by putting a small amount of uncooked rice into plastic containers.



## Activity B - Maths Puzzle

**Show Israel how to cross the Red Sea.**  
**Colour the squares where the answers are correct.**

$36 \div 3 = 9$	$3^2 + 2^2 = 13$	$9 \times 11 = 90$
$3^2 = 7$	$49 = 7^2$	$96 \div 69 = 165$
$2 \times 2 = 22$	$100 \div 10 = 10$	$36 \div 9 = 3$
$7^2 = 40$	$94 - 16 = 78$	$11^2 = 121$
$78 \div 5 = 14$	$9 \times 8 = 72$	$12 \times 12 = 144$
$7 \times 6 = 30$	$6^2 = 36$	$132 - 40 = 92$
$81 = (7 \times 11) + 5$	$12 \times 9 = 108$	$33 \div 4 = 11$
$7 + 1 = 18$	$60 \div 4 = 15$	$22 + 13 = 35$
$7 \times 8 = 63$	$40 \div 8 = 5$	$4 \times 5 = 27$

**HURRY!**  
The Egyptians are coming!!!

### Materials

- 1 Activity Sheet per child.
- Colouring pencils or highlighters.
- A calculator may be handy so as not to make any children feel inferior if they aren't too good at maths.

### Steps

- Children colour the squares where the answers are correct to reveal a path through the Red Sea.

# Crossing the Red Sea

## Activity A - Let's Sing and Dance

*"I will sing to the Lord  
For He has triumphed gloriously!  
The horse and its rider He has thrown into the sea!  
The Lord is my strength and song,  
And He has become my salvation;  
He is my God, and I will praise Him;  
My father's God, and I will exalt Him."*

*Exodus 15:1-12*

CELEBRATE THE JOY OF DELIVERANCE!






# Crossing the Red Sea

## Activity B - Maths Puzzle

**Show Israel how to cross the Red Sea.**

**Colour the squares where the answers are correct.**



$36 \div 3 = 9$		$3^2 + 2^2 = 13$		$9 \times 11 = 90$	
$3^2 = 7$	$49 = 7^2$	$96 + 69 = 165$		$25 = 5 \times 4$	
$2 \times 2 = 22$		$100 \div 10 = 10$		$36 \div 9 = 3$	
$7^2 = 40$	$94 - 16 = 78$	$11^2 = 121$		$16 \div 4 = 3$	
$78 \div 5 = 14$		$9 \times 8 = 72$		$12 \times 12 = 144$	
$7 \times 6 = 30$	$6^2 = 36$	$132 - 40 = 92$		$30 \div 7 = 4$	
$81 = (7 \times 11) + 5$		$12 \times 9 = 108$		$33 \div 4 = 11$	
$7 + 1 = 18$	$60 \div 4 = 15$	$22 + 13 = 35$		$3 \times 7 = 10$	
$7 \times 8 = 63$		$40 \div 8 = 5$		$4 \times 5 = 27$	

**HURRY!**  
The Egyptians  
are coming!!!

# Manna, water from the rock

Exodus 16; 17:1-7

## Storyline

Having been brought through the Red Sea, the Israelites journeyed into the wilderness. They took up their customary complaining against Moses and Aaron when they faced further hardship. This time it concerned a lack of food. God answered their cry by providing a flock of quails in the evening. He also provided manna for them each morning for six days out of every seven. Yet again the people revolted against Moses, this time over a lack of water. The Lord provided, by causing water to flow from a rock as Moses struck it.

## Suggested Teaching Approach

### Theme 1

After reading the story, ask the children if they can remember a time when they or someone they knew had very little money. Does the Lord allow us to go without things sometimes? How can this help us?

### Theme 2

How does grumbling show that we are not believing God? Does it ever help us? What should we do instead?

## Theme One

### “God supplies our needs”

The children of Israel needed to trust in God for their needs. Had He not always looked after them? Their experiences of His loving provision should have encouraged them to continue trusting in Him. We all have lots of things that we want, things that we would like to have. We only actually need some of the things which we want. The Lord has promised to supply our needs, but not necessarily our wants.

### Key Thought

We can rest assured that God will always provide everything that we need. He encourages us to tell Him about our needs.

### Aim

To show that, as God’s children, we should not fear lack.

### Memory Verse

*“And my God shall supply all your need according to His riches in glory by Christ Jesus.” (Philippians 4:19).*

## Theme Two

### “Thankful in every circumstance”

Sometimes we can be very self-centred. Even when God is meeting the needs in our lives, we can still find things to complain about. We must learn to realise that the Lord will always provide whatever is best for us even when what He gives is not what we would have chosen.

### Key Thought

When the Israelites complained to Moses they were really blaming God. We must remember that all complaining is really whingeing about God’s provision.

### Aim

To encourage the children to have a thankful heart at all times at what God provides for them.

### Memory Verse

*“It is good to give thanks to the Lord, and to sing praises to Your name.” (Psalm 92:1).*

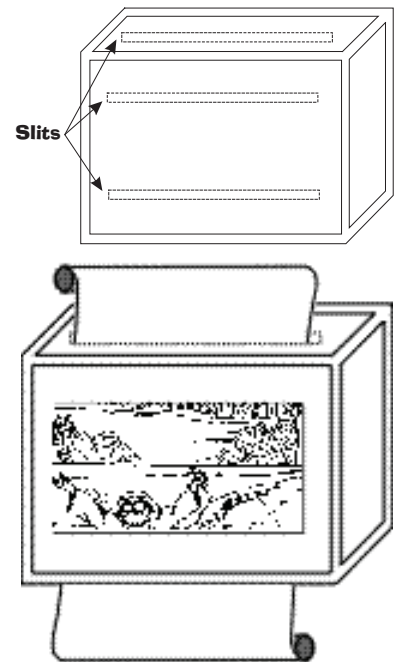
## Activity A - Make Your Own Mini Series

### Materials

- 1 Activity Sheet per child.
- 1 blank sheet of A4 paper per child.
- Colouring pencils/felt pens.
- Scissors.
- Sticky tape/glue.
- If you can collect enough, have 1 small box for each child, eg. empty tissue box, otherwise just have 1 box for the whole class to use and the children can make their own at home.

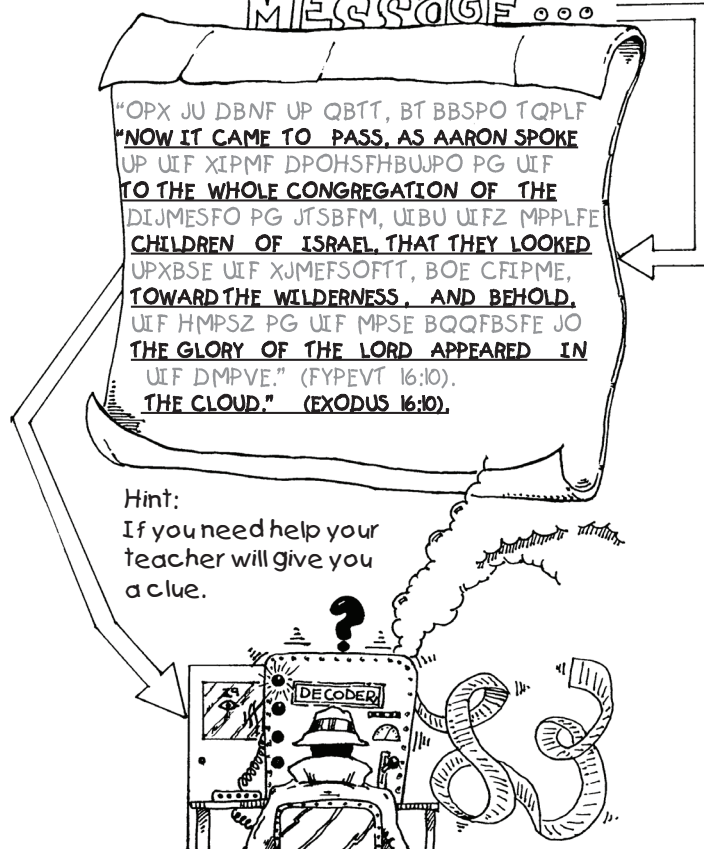
### Steps

- Children colour and cut out the pictures.
- Cut the blank sheet of A4 paper in half lengthwise and join it together, end to end with stick tape, to make a long strip.
- Glue the pictures down the strip, in the correct order.
- Using the Scripture references given, make up a narrative or script.
- Construct a hand held portable TV from the cardboard box as per the diagram.
- Scroll the pictures through while the script is being read.
- Alternatively, divide the children into groups of 4. 2 children work out the narrative for the script, while the other 2 construct the TV screen.



## Activity B - Coded Message

### ..Decode THE SECRET Scripture MESSAGE...



### Materials

- 1 Activity Sheet per child.
- Pens/pencils.

### Steps

- Give the children some time to work out the code by themselves. If it proves to be too difficult, give them this clue: The word 'to' is 'up' in the code.


### Answer

- A=B, B=C, C=D, D=E, etc.



# Manna, water from the rock

## Activity A - Make Your Own Mini Series




# Manna, water from the rock

## Activity B - Coded Message

### ..Decode THE SECRET Scripture MESSAGE...

"OPX JU DBNF UP QBTT, BT BBSPO TQPLF  
UP UIF XIPMF DPOHSFHBUJPO PG UIF  
DIJMESFO PG JTSBFM, UIBU UIFZ MPPLFE  
UPXBSE UIF XJMEFSOFTT, BOE CFIPME,  
UIF HMPSZ PG UIF MPSE BQQFBSFE JO  
UIF DMPVE." (FYPEVT 16:10).

Hint:  
If you need help your  
teacher will give you  
a clue.



# Sinai and the ten commandments

Exodus 19 & 20

## Storyline

Three months after the Israelites left Egypt, they came to the wilderness of Sinai. God spoke to Moses from Mt Sinai concerning His desire to establish His covenant with the Israelites as a “kingdom of priests and a holy nation.” This covenant was to be established on the basis of Israel’s obedience, and the people readily agreed. Having followed God’s instructions for consecration and sanctification, the people prepared to meet with God, who then spoke the ten commandments. However, the people were terrified by the physical manifestation of God’s presence and requested that Moses act as mediator between them and God. The Lord then spoke with Moses concerning the acceptable form of worship.

## Suggested Teaching Approach

1. Read relevant Scriptures and discuss with children.
2. Discuss with the children how they live at home with their parents. It is sometimes difficult to obey the rules your parents have set down at home. We realise that to be obedient to our parents is to be obedient to our heavenly Father. Stress the importance of our heavenly Father who wants to help us to be obedient.
3. Discuss with the children how the Holy Spirit wants to help us obey God and our parents. Discuss with them how prayer and asking God can play a big role in this matter.
4. Introduce activities.

## Theme One

### “Living by the Spirit”

Sinai was a fearful place for the children of Israel. They saw God’s power in the lightning and the fire. God was showing Himself to be a holy God. God wanted them to be a holy people. In the same way, God wants us to be a holy people. We need not be fearful as the Israelites were, for the Holy Spirit has now come to help us live holy lives.

### Key Thought

Holiness is a way of life that we can live if we allow the Holy Spirit to have His way in our lives.

### Aim

To help the children to understand that living a holy life is not impossible.

### Memory Verse

*“For as many as are led by the Spirit of God, these are sons of God.” (Romans 8:14).*

## Theme Two

### “God speaks clearly to His people”

After the children of Israel left Egypt, God wanted to instruct them on how to live. He gave them His word, including the ten commandments, by Moses. God today gives to us His word through the Scriptures and our parents and leaders in the church. As with Israel, God wants us to be obedient to His word. God never leaves us unclear as to what He requires of us.

### Key Thought

The Lord will speak to you through your parents, the leaders in the church, and the Scriptures and you will know what He wants of you.

### Aim

To show the children that we can be aware of what God wants us to do. He gives clear instruction.

### Memory Verse

*“I will hear what God the Lord will speak, for He will speak peace to His people.” (Psalm 85:8).*

## Activity A - Scripture Puzzle

### Materials

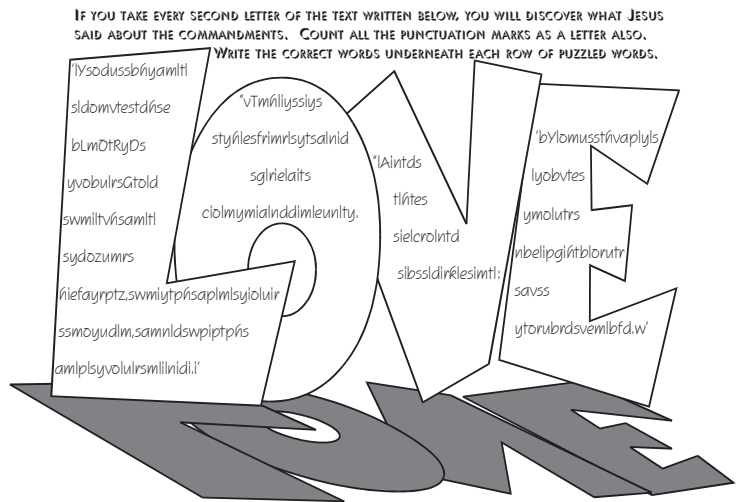
- 1 Activity Sheet per child.
- Pens/pencils.

### Steps

- The children take every second letter of the text, writing the letters underneath the text, to discover what the verses from Matthew 22:37-39 say about the commandments. The punctuation marks count as text.

### Answer

- 'You shall love the Lord your God with all your heart, with all your soul, and with all your mind.' 'This is the first and great commandment. And the second is like it: 'You shall love your neighbour as yourself.'



## Activity B - Number Code


### Materials

- 1 Activity Sheet per child.
- Pens/pencils.

### Steps

- Children have to crack the number code, then decipher the ten commandments.

### Answers



**THE TEN COMMANDMENTS HAVE BEEN WRITTEN IN A NUMBER CODE. BREAK THE NUMBER CODE THEN WORK OUT WHAT THE TEN COMMANDMENTS ARE.**  
(THINK OF YOUR MATHS TABLES.)

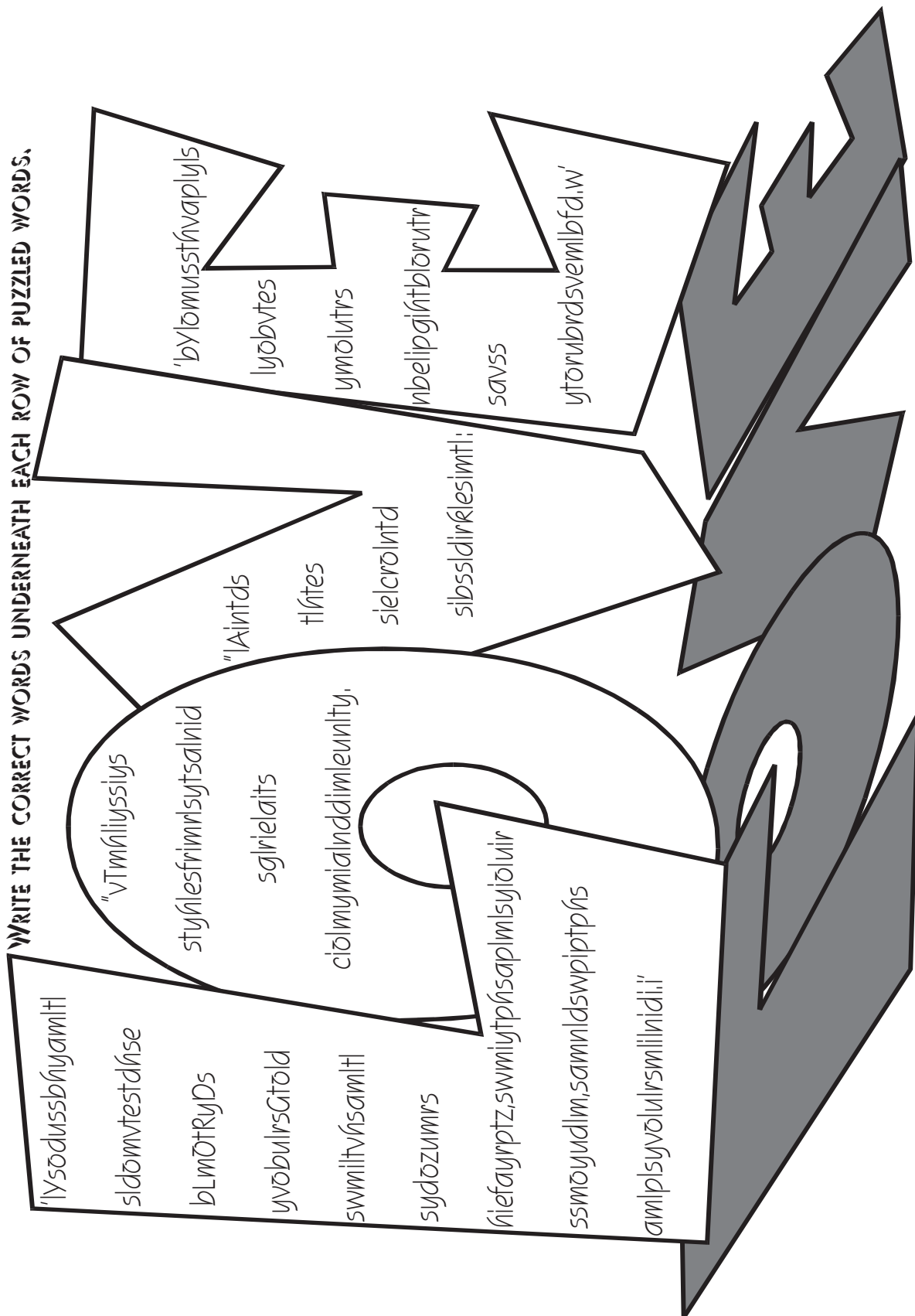
A	B	C	D	E	F	G	H	I	J	K	L	M
78	75	72	69	66	63	60	57	54	51	48	45	42
N	O	P	Q	R	S	T	U	V	W	X	Y	Z
39	36	33	30	27	24	21	18	15	12	9	6	3

1. Have no other gods.
2. Do not make any gods.
3. Do not take the Lord's name in vain.
4. Remember the Sabbath day.
5. Honour your parents.
6. Do not lie.
7. Do not commit adultery.
8. Do not steal.
9. Do not murder.
10. Do not covet anything belonging to others.

# Sinai and the ten commandments

## Activity A - Scripture Puzzle

**IF YOU TAKE EVERY SECOND LETTER OF THE TEXT WRITTEN BELOW, YOU WILL DISCOVER WHAT JESUS SAID ABOUT THE COMMANDMENTS. COUNT ALL THE PUNCTUATION MARKS AS A LETTER ALSO. WRITE THE CORRECT WORDS UNDERNEATH EACH ROW OF PUZZLED WORDS.**



# Sinai and the ten commandments


## Activity B - Number Code



**THE TEN COMMANDMENTS HAVE BEEN WRITTEN IN A NUMBER CODE. BREAK THE NUMBER CODE THEN WORK OUT WHAT THE TEN COMMANDMENTS ARE.**

(THINK OF YOUR MATHS TABLES.)

A	B	C	D	E	F	G	H	I	J	K	L	M
	75						57				45	
N	O	P	Q	R	S	T	U	V	W	X	Y	Z
		33				21			12			





# Moses and the tabernacle

Exodus 24 - 30

## Storyline

Moses went to the mountain with the leaders and elders, as instructed by God. The children of Israel could see the glory of God on the mountain top. Moses was on the mountain 40 days and 40 nights. God spoke to Moses about the tabernacle He wanted built and gave Moses specific instructions on every detail. Aaron and his sons were to be consecrated to serve in the temple. When God had finished speaking, He gave Moses two tablets of stone containing the law, written by the finger of God.

## Suggested Teaching Approach

List and describe the dwelling places God has chosen throughout time - the tabernacle, temple and men's hearts. Discuss what we must do to prepare our hearts for the Lord to dwell there, (repentance, faith, baptisms).

Make a model or diagram of the tabernacle. Describe to the children each part and piece of furniture. Then explain their significance to Moses, and the application to the children's lives.

Introduce the activities.

## Theme One

### "God's dwelling place"

God wanted to dwell amongst the children of Israel. That's why they had to build the tabernacle. The tabernacle was a sacred place where God could presence Himself among His people. God's people are the true tabernacle, built by God, not man. God dwells amongst us and He wants us to be a suitable place in which He can dwell.

### Key Thought

God's desire is to dwell in His people. That is why He desires us to be holy as He is holy.

### Aim

To show the children that God wants to live in their hearts.

### Memory Verse

*"Do you not know that you are the temple of God and that the Spirit of God dwells in you?" (1 Corinthians 3:16).*

## Theme Two

### "True worship"

The centre of the worship of the children of Israel was the tabernacle. We gather as God's family to worship Him, but we can worship God every day when our hearts are committed to living and serving Him.

### Key Thought

Just as the tabernacle was in the centre of the camp, and the centre of the lives of the people of God then, so Jesus is the head of the church and the centre of our lives today.

### Aim

To help the children realise that true worship is an everyday thing for God's people. The way we live shows how important God is to us.

### Memory Verse

*"God is Spirit, and those who worship Him must worship in spirit and truth." (John 4:24).*

## Activity A - Word Square

### Materials

- 1 Activity Sheet per child.
- Pens/pencils.

### Steps

- The children answer the seven questions using the letters in the squares. Each answer must contain the letter 'E'.
- The children then make up as many words as they can from the letters.

### Answers


1. Moses
2. Tabernacle
3. Tents
4. Master
5. Rest
6. Steal
7. Stone

Using the letters in the squares, make as many words as you can. Each word must contain the large letter ('E'). Try to make words with more than three letters, eg. 'trace'. Each letter may be used more than once.

E	T	L
	N	R
M	B	C
S	O	A

**In your answers include:**

1. The name of a person from the Bible.
2. The name of something this person built.
3. The dwelling places of certain nomadic people.
4. The name a servant or slave would call his owner.
5. God instructed the people to do this on the Sabbath day.
6. The missing word from "Thou shalt not \_\_\_\_\_."
7. God wrote the ten commandments on tables made of this.



## Activity B - 40 Days and 40 Nights Puzzle and Questions on Clouds

### Materials

- 1 Activity Sheet per child.
- Pens/pencils.
- Bibles.

### Steps

- The children sort out which person goes with which trial, and connects them with a line.
- They then look up the Scripture references to answer the questions about clouds.

### Answers

#### First Section

- Noah - Rain and Flood.
- Jesus - Wilderness.
- Moses - Mountain.
- Jesus - With the apostles after the resurrection.
- Caleb and Joshua - Spying.
- Elijah - Travelled on one meal.
- Armies of Israel - Scorn from Goliath.

#### Second Section

- It went before the children of Israel, leading the way.
- Over Mount Sinai, while God spoke with Moses.
- At the door of the tabernacle.
- The Lord descended in the cloud.
- The cloud of the glory of God looked like a fire to the people.
- God spoke to them in the cloud.
- Jesus Christ is coming - and every eye shall see Him.

**The cloud of the glory of God was with the children of Israel.**  
**The cloud was in different places at various times.**

Where was the cloud in?  
 Exodus 13:21  
 Exodus 24:16  
 Exodus 33:9-10  
 Exodus 34:5-6  
 Exodus 24:16-17  
 Psalm 99:7

What was special about the cloud?  
 Exodus 13:21  
 Exodus 24:16  
 Exodus 33:9-10  
 Exodus 34:5-6  
 Exodus 24:16-17  
 Psalm 99:7

Who is coming with clouds?  
 Revelation 1:5-7



**All these people spent 40 days and 40 nights in a trial or fact. Sort out what belongs with which and connect them with a line.**

\* Wilderness (Matthew 4:1-2)  
 \* Mountain (Exodus 24:16)  
 \* Rain and Flood (Genesis 7:12-13)  
 \* Spying (Numbers 14:50-54)  
 \* Scorn from Goliath (1 Samuel 17:10-16)  
 \* With the apostles after the resurrection (Acts 1:3)  
 \* Travelled on one meal (1 Kings 19:8-9)

NOAH  
 JESUS  
 MOSES  
 JESUS  
 CALIB  
 JOSHUA  
 ELIJAH  
 ARMIES OF ISRAEL

# Moses and the tabernacle


## Activity A - Word Square

Using the letters in the squares, make as many words as you can. Each word must contain the large letter ('E'). Try to make words with more than three letters, eg. 'trace'. Each letter may be used more than once.

E	T	L
	N	R
M	B	C
S	O	A

**In your answers include:**

1. The name of a person from the Bible. \_\_\_\_\_
2. The name of something this person built.  
\_\_\_\_\_
3. The dwelling places of certain nomadic people.  
\_\_\_\_\_
4. The name a servant or slave would call his owner.  
\_\_\_\_\_
5. God instructed the people to do this on the Sabbath day.  
\_\_\_\_\_
6. The missing word from "Thou shalt not \_\_\_\_\_."
7. God wrote the ten commandments on tables made of this. \_\_\_\_\_



# Moses and the tabernacle

## Activity B - 40 Days and 40 Nights Puzzle and Questions on Clouds

The cloud of the glory of God was with the children of Israel.  
The cloud was in different places at various times.

Where was the cloud in:

Exodus 13:21

Exodus 24:16

Exodus 33:9-10

What was special about the cloud?


Exodus 34:5-6

Exodus 24:16-17

Psalms 99:7

Who is coming with clouds?

Revelation 1:5-7



# The golden calf

Exodus 32

## Storyline

While Moses met with God on the mountain, the people grew restless because of what they perceived as Moses' delay in returning. They prevailed upon Aaron to make a 'god' they could see - a golden calf. The Lord saw this and vowed to destroy them, but Moses interceded for the people. However, when he returned and saw what had been done, he responded in anger by breaking the stone tablets. Only the sons of Levi stood with Moses for the Lord and three thousand men perished. The Lord vowed to punish the people for their sin.

## Suggested Teaching Approach

Discuss the many ways in which the Lord blesses us.

Discuss idols that could take our children's lives and minds - TV, computer, sport, etc.

Discuss what an idol is. Develop a simple definition eg something that is more important to us than God; something we worship - give worth to.

## Theme One

### "Trust God and be patient"

How quick the children of Israel were to forget the miraculous way in which the Lord delivered them from Egypt. They found it easier to put their trust in what they could do themselves, so they made an idol. It is important for us to continually give thanks to the Lord. We should praise Him for what He has done for us, showing that we trust Him at all times, and do not trust in our own ways.

### Key Thought

Trust God and be patient when things do not happen as you expect, and do not try to work things out for yourself.

### Aim

For the children to realise they either trust in the Lord or in their flesh, that is, their own strength. To encourage them to learn to recognise where they place their trust.

### Memory Verse

*"Trust in the Lord with all your heart, and lean not on your own understanding." (Proverbs 3:5).*

## Theme Two

### "Pray for others"

Upon learning that the children of Israel had made an idol to worship, Moses came before the Lord and confessed the sin of the people. He asked the Lord to forgive them and even asked the Lord to punish him instead of them. The Lord relented and did not destroy the people. Prayer is a powerful weapon that God has given us. It is our privilege to pray for those we know.

### Key Thought

God hears our prayers.

### Aim

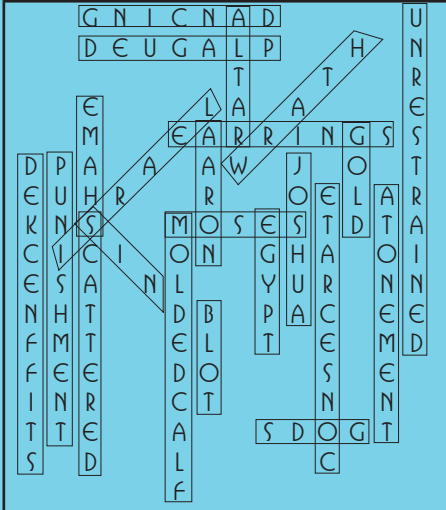
To encourage the children to develop and maintain a devotional time where they pray to God.

### Memory Verse

*"The effective, fervent prayer of a righteous man avails much." (James 5:16).*

## Activity A - Word Search

**SEE IF YOU CAN FIND WHERE THE WORDS LISTED BELOW ARE HIDDEN IN THE WORD SEARCH.**



**WHEN YOU HAVE FOUND THE WORDS, LOOK UP EXODUS 32 AND WRITE BESIDE EACH WORD THE NUMBER OF AT LEAST ONE OF THE VERSES THAT THE WORD IS IN.**

ALTAR V5	EARRINGS V2,3
GOLD V4,24,31	MOSES V1,7,9,11,15,17, ETC
AARON V1,5,21,22,25,35	EGYPT V1,7,8,11,23
MOLDED CALF V4,8	WRATH V10,11,12
STIFF NECKED V9	ISRAEL V4,8,20,27
DANCING V19	JOSHUA V17
SCATTERED V20	SIN V21,30,31,32,34
UNRESTRAINED V25	SHAME V25
CONSECRATE V29	ATONEMENT V30
GODS V1,23	PUNISHMENT V34
PLAGUED V35	BLOT V32,33

### Materials

- 1 Activity Sheet per child.
- Pens/pencils.
- Bibles.

### Steps

- The children look in the word search square to find the words listed, then look up Genesis 32 and find which verse or verses each of the words is in.

## Activity B - Fill in the Gaps

### Materials

- 1 Activity Sheet per child.
- Pens/pencils.
- Bibles.

### Steps

- The children fill in the missing words from the list supplied.

### Answers

1. mountain
2. god
3. gold earrings
4. golden calf
5. altar
6. angry
7. promises
8. tablets of stone
9. sons of Levi
10. Moses

**Fill in the gaps using the list of words provided.**

1. Moses delayed coming down from the \_\_\_\_\_.
2. The people gathered around Aaron and planned to make a \_\_\_\_\_.
3. The people took off their \_\_\_\_\_ and gave them to Aaron.
4. Aaron turned the gold into a \_\_\_\_\_.
5. In front of the image Aaron built an \_\_\_\_\_.
6. When the Lord saw what the people were doing, He grew \_\_\_\_\_.
7. Moses cried out to the Lord and reminded Him of His \_\_\_\_\_.
8. Moses also became very angry when he saw what the people were doing and smashed the \_\_\_\_\_.
9. The \_\_\_\_\_ killed those who would not stand for the Lord.
10. The \_\_\_\_\_ pleaded to the Lord for forgiveness for the people.

**Word List:**

Moses	altar	promises
golden calf	sons of Levi	god
mountain	tablets of stone	gold earrings
	angry	



# The golden calf

## Activity A - Word Search

**SEE IF YOU CAN FIND WHERE THE WORDS LISTED BELOW ARE HIDDEN IN THE WORD SEARCH.**



**WHEN YOU HAVE FOUND THE WORDS, LOOK UP EXODUS 32 AND WRITE BESIDE EACH WORD THE NUMBER OF AT LEAST ONE OF THE VERSES THAT THE WORD IS IN.**

ALTAR \_\_\_\_\_  
 GOLD \_\_\_\_\_  
 AARON \_\_\_\_\_  
 MOLDED CALF \_\_\_\_\_  
 STIFF NECKED \_\_\_\_\_  
 DANCING \_\_\_\_\_  
 SCATTERED \_\_\_\_\_  
 UNRESTRAINED \_\_\_\_\_  
 CONSECRATE \_\_\_\_\_  
 GODS \_\_\_\_\_  
 PLAGUED \_\_\_\_\_

EARRINGS \_\_\_\_\_  
 MOSES \_\_\_\_\_  
 EGYPT \_\_\_\_\_  
 WRATH \_\_\_\_\_  
 ISRAEL \_\_\_\_\_  
 JOSHUA \_\_\_\_\_  
 SIN \_\_\_\_\_  
 SHAME \_\_\_\_\_  
 ATONEMENT \_\_\_\_\_  
 PUNISHMENT \_\_\_\_\_  
 BLOT \_\_\_\_\_

# The golden calf

## Activity B - Fill in the Gaps

Fill in the gaps using the list of words provided.

1. Moses delayed coming down from the \_\_\_\_\_.
2. The people gathered around Aaron and planned to make a \_\_\_\_\_.
3. The people took off their \_\_\_\_\_ and gave them to Aaron.
4. Aaron turned the gold into a \_\_\_\_\_.
5. In front of the image Aaron built an \_\_\_\_\_.
6. When the Lord saw what the people were doing, He grew \_\_\_\_\_.
7. Moses cried out to the Lord and reminded Him of His \_\_\_\_\_.
8. Moses also became very angry when he saw what the people were doing and smashed the \_\_\_\_\_.
9. The \_\_\_\_\_ killed those who would not stand for the Lord.
10. \_\_\_\_\_ pleaded to the Lord for forgiveness for the people.

### Word List:

Moses  
golden calf  
mountain

altar  
sons of Levi  
tablets of stone  
angry

promises  
god  
gold earrings

# Twelve spies, 40 years of wandering

Numbers 13 - 14:10

## Storyline

The Lord asked Moses to send twelve men, one for each tribe of Israel, to spy out the land of Canaan. They were to spy out the land and its inhabitants and bring back some fruit of the land. All twelve spies said the land was rich and the people strong and powerful. Ten spies said it was too difficult for Israel to take possession of the land. Only Joshua and Caleb said the people of Israel could overcome because the Lord was with them. The people were discouraged by the bad report of the ten spies and began to murmur. As a result, God said they would wander in the wilderness for 40 years, until all the adults except for Caleb and Joshua had died.

## Suggested Teaching Approach

1. Introduce the idea that situations can appear the same but the people involved can respond differently according to attitudes. Give an example. Discuss possible responses.
2. Set the scene for the spies going into the land. Describe the reality of what they see - giants etc. Discuss responses of the spies in relation to the theme.
3. Conclusion - develop the key thought.

## Theme One

### “Believing God’s word”

God had promised the land to the children of Israel. However, when the twelve spies went to spy out the land of Canaan, ten of them were frightened when they saw giants. Joshua and Caleb were not frightened. They knew that their God would look after them so they put all of their trust in Him. When we are sick or worried or frightened we can trust God just like Joshua and Caleb did. God blessed and honoured Joshua and Caleb for their faith and He blesses us with love, joy and peace in our hearts when we put our faith in Him.

### Key Thought

God has made wonderful promises to us. He will fulfil these promises if we put our trust in Him.

### Aim

To show the children that we can trust God to help us overcome any obstacle that stands in the way of His promise.

### Memory Verse

*“If you can believe, all things are possible to him who believes.”  
(Mark 9:23).*

## Theme Two

### “Our faith is tested”

As the spies went into the promised land, they discovered what they thought were powerful obstacles to their receiving what God had promised to give them. Yet God had sent them, so that they would know what was ahead, and could arm themselves in faith. What they saw became a real test of their faith, as to whether they would believe in the Lord’s promise or not. The lack of faith of the ten, robbed them of God’s promise. The two who believed entered into the promised land.

### Key Thought

As our faith is tested through challenges and difficulties, one real enemy is our unbelief.

### Aim

To help the children understand that when circumstances get difficult it does not mean God has left them. He allows these things to strengthen their faith in Him.

### Memory Verse

*“For You, O God, have tested us; You have refined us as silver is refined.” (Psalm 66:10).*

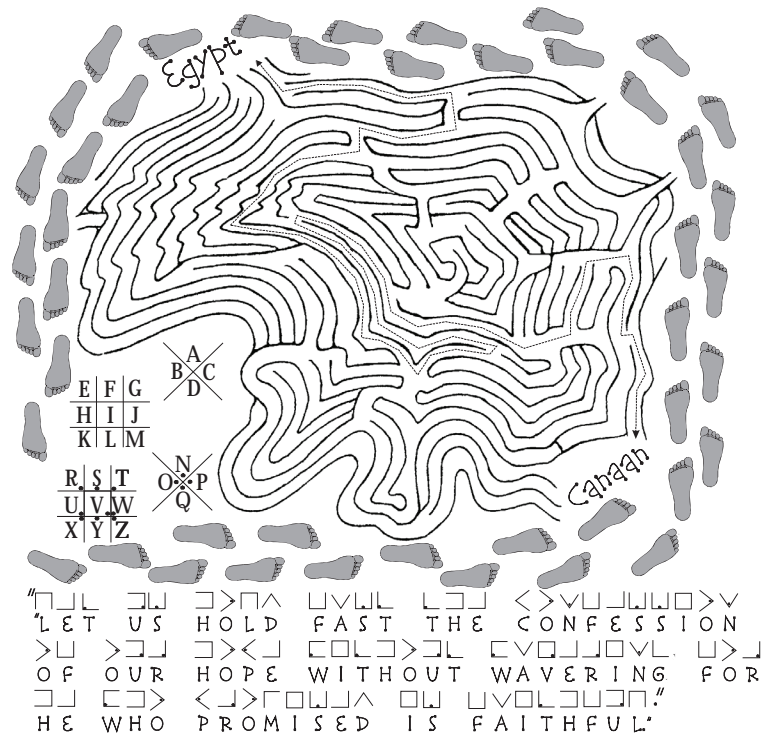
## Activity A - Maze and Coded Message

### Materials


- 1 Activity Sheet per child.
- Pens/pencils.

### Steps

- The children complete the maze and follow the code to interpret the secret message.



## Activity B - Fill the Gaps Word Puzzle



### Materials

- 1 Activity Sheet per child.
- Pens/pencils.

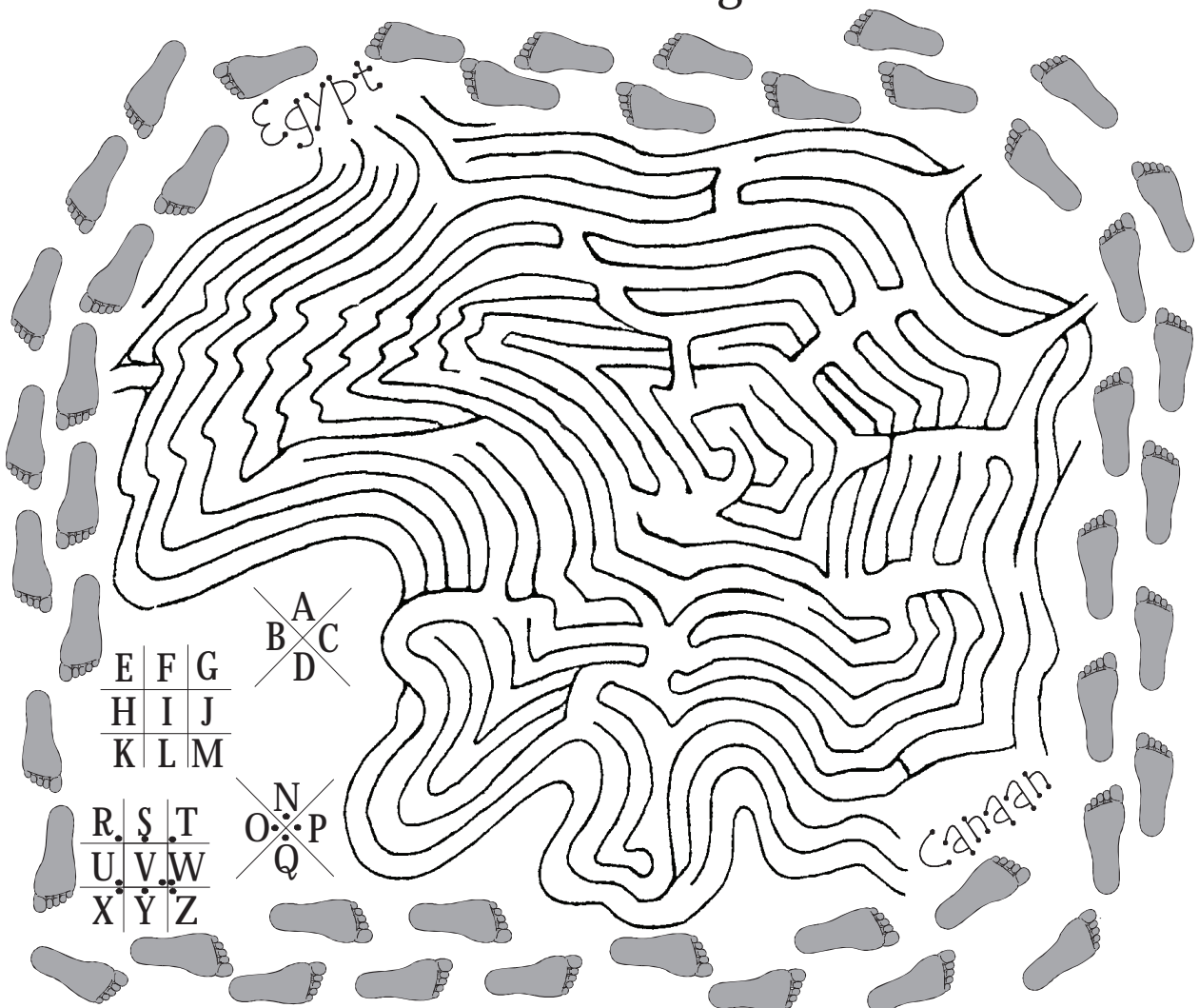
### Steps

- The children try and work out the missing words and write them in.

# Twelve spies, 40 years of wandering

## Activity A - Maze and Coded Message

Their lack of faith caused the children of Israel to wander in the wilderness for 40 years. Can you find the way from Egypt to the promised land (Canaan), and then crack the code to discover the secret message?



>□ >□□ □>□ □□□>□ □□□□□□□□, □>□

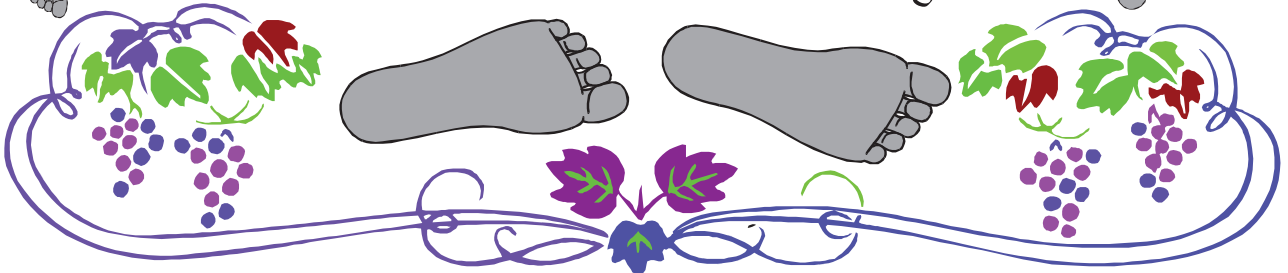
□□ □□> <□>□□□^ □□ □□□□□□□□."

# Twelve spies, 40 years of wandering

## Activity B - Fill the Gaps Word Puzzle



The spies travelled to \_\_\_\_\_  
and back and brought their message to  
\_\_\_\_\_. Alas, \_\_\_\_\_ brought  
only bad, bad news, but \_\_\_\_\_ chose to  
be \_\_\_\_\_ the view that \_\_\_\_\_  
would take them through. Because the people  
chose to \_\_\_\_\_ they were  
con\_\_\_\_\_ to walk about the  
w\_\_\_\_\_ for  
\_\_\_\_\_ years. Oh, what a  
ju\_\_\_\_\_ for their fears!  
Let us learn to \_\_\_\_\_t the Lord and  
have \_\_\_\_\_ in His living word!





*This page is intentionally blank*

*This page is intentionally blank*

*This page is intentionally blank*




# Well Done!



---

for completing  
**SonSeekers Unit 2**  
From Jacob to the 12 Spies




# Well Done!



---

for completing  
**SonSeekers Unit 2**  
From Jacob to the 12 Spies



# Sonseekers Curriculum

Unit One	Unit Two	Unit Three	Unit Four
<ol style="list-style-type: none"> <li>Creation 1</li> <li>Creation 2</li> <li>Adam and Eve</li> <li>The fall</li> <li>Cain and Abel</li> <li>Noah builds an ark</li> <li>The flood, Noah and his sons</li> <li>The tower of Babel</li> <li>Abram called, Abram and Lot</li> <li>The covenant with Abraham</li> <li>Ishmael and Isaac</li> <li>Sodom and Gomorrah</li> <li>The sacrifice of Isaac</li> <li>Rebekah, Isaac's bride</li> <li>Jacob and Esau</li> <li>Jacob's ladder, Leah and Rachel</li> </ol>	<ol style="list-style-type: none"> <li>Jacob becomes Israel</li> <li>Joseph, the favourite son</li> <li>Joseph goes to Egypt</li> <li>Joseph interprets the dreams</li> <li>Joseph's brothers</li> <li>Israel in Egypt</li> <li>Israelite slaves, Moses born</li> <li>Moses flees and returns to Egypt</li> <li>"Let My people go"</li> <li>The first passover, Israel delivered</li> <li>Crossing the Red Sea</li> <li>Manna, water from the rock</li> <li>Sinai and the ten commandments</li> <li>Moses and the tabernacle</li> <li>The golden calf</li> <li>Twelve spies, 40 years of wandering</li> </ol>	<ol style="list-style-type: none"> <li>Aaron's rod</li> <li>Moses hits the rock</li> <li>The bronze serpent</li> <li>Balaam and his donkey</li> <li>Joshua and Rahab</li> <li>Crossing the Jordan, Jericho</li> <li>The sin of Achan</li> <li>The sun stands still</li> <li>Gideon's fleece</li> <li>Gideon and his army</li> <li>Samson</li> <li>Samson and Delilah</li> <li>Ruth, Naomi and Boaz</li> <li>Hannah</li> <li>Samuel hears God speak</li> <li>Eli, Hophni and Phinehas</li> </ol>	<ol style="list-style-type: none"> <li>Saul chosen</li> <li>Saul and the Amalekites</li> <li>David chosen</li> <li>David and Goliath</li> <li>David and Jonathan</li> <li>David and Saul</li> <li>David crowned</li> <li>David and the ark</li> <li>Absalom</li> <li>Solomon becomes king</li> <li>Solomon's temple</li> <li>Israel divided, Rehoboam and Jeroboam</li> <li>Elijah and the widow</li> <li>Elijah on Mount Carmel</li> <li>Good King Jehoshaphat</li> <li>Elisha and the double portion</li> </ol>
Unit Five	Unit Six	Unit Seven	Unit Eight
<ol style="list-style-type: none"> <li>The widow's oil, a boy raised</li> <li>Naaman</li> <li>Famine in Samaria</li> <li>Jonah</li> <li>The captivity of Israel (the northern kingdom)</li> <li>Hezekiah and Sennacherib</li> <li>Isaiah</li> <li>Josiah</li> <li>Jeremiah</li> <li>The captivity of Judah (the southern kingdom)</li> <li>Daniel interprets the king's dream</li> <li>The fiery furnace</li> <li>The writing on the wall</li> <li>Daniel in the lions' den</li> <li>Esther</li> <li>Restoration</li> </ol>	<ol style="list-style-type: none"> <li>Zacharias, Elizabeth, Mary and John</li> <li>The birth of Jesus</li> <li>Jesus in the temple</li> <li>John the Baptist</li> <li>Jesus baptised and tempted</li> <li>The call of the disciples</li> <li>Water turned to wine</li> <li>The temple cleansed, Nicodemus</li> <li>The woman at the well</li> <li>Healing of the paralysed man</li> <li>The house built on the rock</li> <li>Jesus stills the storm</li> <li>The feeding of the 5000</li> <li>The centurion's servant</li> <li>Forgiveness in Simon's house</li> <li>The sower and the seed</li> </ol>	<ol style="list-style-type: none"> <li>Jairus' daughter, a woman touches Jesus</li> <li>Jesus walks on the water</li> <li>Miracles of healing</li> <li>The transfiguration</li> <li>A boy is healed</li> <li>The unmerciful servant</li> <li>A man born blind</li> <li>The good Samaritan</li> <li>Prayer</li> <li>The raising of Lazarus</li> <li>The lost sheep, coin and son</li> <li>Attitudes of a servant</li> <li>The marriage of the king's son</li> <li>The ten lepers</li> <li>The ten virgins</li> <li>The talents</li> </ol>	<ol style="list-style-type: none"> <li>Palm Sunday</li> <li>The last supper and Gethsemane</li> <li>The crucifixion</li> <li>The resurrection</li> <li>Peter restored</li> <li>The risen Christ and His ascension</li> <li>The day of Pentecost</li> <li>Peter and John</li> <li>Peter and the Gentiles</li> <li>Stephen</li> <li>Philip</li> <li>Paul's conversion</li> <li>Paul's first missionary journey</li> <li>Paul's second and third missionary journeys</li> <li>Paul's capture and imprisonment</li> <li>Paul's final journey</li> </ol>



