

STUDENT
HANDBOOK

UNIT 4

From Saul to Elisha

LEVEL ONE

SON SEEKERS

AGES 5-6



**ELIJAH MAKES A
HOUSE CALL**



**David and
Goliath**

Name:

**The Prophets of Baal
meet their match**

Student Handbook

Contents

Welcome to Sonseekers.....	1
A note to parents	2
Unit 4 (Lessons 49-64):	
49. <i>Saul chosen</i>	4
50. <i>Saul and the Amalekites</i>	6
51. <i>David chosen.....</i>	8
52. <i>David and Goliath.....</i>	10
53. <i>David and Jonathan.....</i>	12
54. <i>David and Saul.....</i>	14
55. <i>David crowned</i>	16
56. <i>David and the ark.....</i>	18
57. <i>Absalom.....</i>	20
58. <i>Solomon becomes king.....</i>	22
59. <i>Solomon's temple.....</i>	24
60. <i>Israel divided, Rehoboam and Jeroboam.....</i>	26
61. <i>Elijah and the widow</i>	28
62. <i>Elijah on Mount Carmel</i>	30
63. <i>Good King Jehoshaphat.....</i>	32
64. <i>Elisha and the double portion.....</i>	34
Curriculum Outline	36



Welcome to Sonseekers ...

Dear Parents

Welcome to Sonseekers, a Sunday School Program designed to give children a sound background in Biblical events, people and places. We trust that you, and your child, are blessed by participation in this program.

The curriculum has been produced by over 100 people who have voluntarily given of their time and talents to write, draw and create activities, as well as to edit, review and proof-read. We deeply appreciate the commitment and love shown by all who have contributed to this project. The benefit and blessing to children, as they learn about God's life and love, is a testimony to their faithfulness.

However, the real key to children knowing God as their Father lies with their families. As parents train their children in God's way, they begin to experience the reality of the Father's love for themselves.

The Sonseekers program is designed to support and encourage family life and order. The Student Handbook is a feature of the program, offering follow up activities and daily devotions, which you may wish to use in your own family devotions.

May God bless and guide you as you share the Lord's life with your child.

If you wish to know more about the Sonseekers program, please contact the publishers on the numbers listed.

Yours in Christ

The Sonseekers Team

A note to parents about the Sonseekers materials . . .

Timeline

4000BC	Creation Adam and Eve The Fall
2500BC	Noah The Flood Tower of Babel
2000BC	Abraham
1900BC	Isaac
1800BC	Esau and Jacob
1750BC	Joseph
1360BC	Moses
1280BC	Exodus from Egypt and Journeys Joshua
1240BC	Entry into and Conquest of Land
1220BC	Judges
1100BC	Gideon
1070BC	Samson
1063BC	Samuel
1020BC	Saul as King
980BC	David as King
940BC	Solomon as King
900BC	Kingdom Divided
839BC	Elijah Emerges; Mt Carmel Jehoshaphat
814BC	Elisha's Ministry
749BC	Jonah
662BC	Hezekiah; Isaiah
576BC	Josiah
540BC	Daniel taken to Babylon
527BC	Exile into Babylon
457BC	Restoration from Babylon
4BC	Birth of Jesus
26AD	Baptism of Jesus Call of Disciples
28AD	Feeding of 5000 Parables
29AD	Miracles; Transfiguration
30AD	Raising of Lazarus Parables Palm Sunday Jesus' Crucifixion and Resurrection Day of Pentecost Peter's Ministry
33AD	Conversion of Paul
45AD	Paul's Missionary Journeys
60AD	Paul as Prisoner to Rome

What are the Sonseekers materials?

The Sonseekers Sunday School materials are a four year course of 128 Bible lessons. The lessons are written with the twin aims of teaching the students an accurate chronology of Biblical events and also drawing from each lesson pastoral points relevant to the age and stage of each child. They are written at four levels to cover from Prep to Year 6 age groups. The 128 lessons are organised into 8 units, each of sixteen lessons. The table below indicates the suitable age group for each level:

Sonseekers Level	Student Age	School Level
Level One	5 - 6	Prep, Year 1
Level Two	7 - 10	Year 2, Year 3, Year 4
Level Three	11 - 12+	Year 5, Year 6

What's in my Sonseekers

Level One Student Handbook?

Each Level One Student Handbook contains sixteen homework activities and sixteen "My Own Page" sections, relevant for the age of your child.

Each **homework activity page** comprises:

- ◆ the title of the lesson;
- ◆ the Bible reference for each lesson;
- ◆ an activity related to some aspect of the lesson;
- ◆ the memory verse to be learnt from the lesson.

.../cont'd

... note to parents ...

How do I help my child use the Student's Handbook?

The following suggestions are then made with regard to using the book.

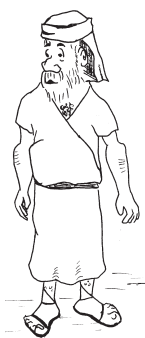

After each lesson

- ◆ Make sure that your child learns the memory verse from the lesson.
- ◆ Have the child read the Bible passage for the lesson again or read it to him/her. The reference is provided in the header on the homework activity page. All Scripture references are taken from the New King James Version (1983 edition).
- ◆ Discuss the story with the child and ask them what they learnt from the story.
- ◆ Link the activity that the teacher used to the story so that the significance of the activity is clear to the students.
- ◆ Set regular times each week for the child to complete the homework activity and daily devotions.
- ◆ Give your child as much help and encouragement as they need to complete these tasks. This is an opportunity to fellowship in the word of God with your child!
- ◆ Ensure that your child brings the handbook to class so that the teacher can check the homework and mark the following week's memory verse.
- ◆ Encourage your child to read ahead for the next lesson.

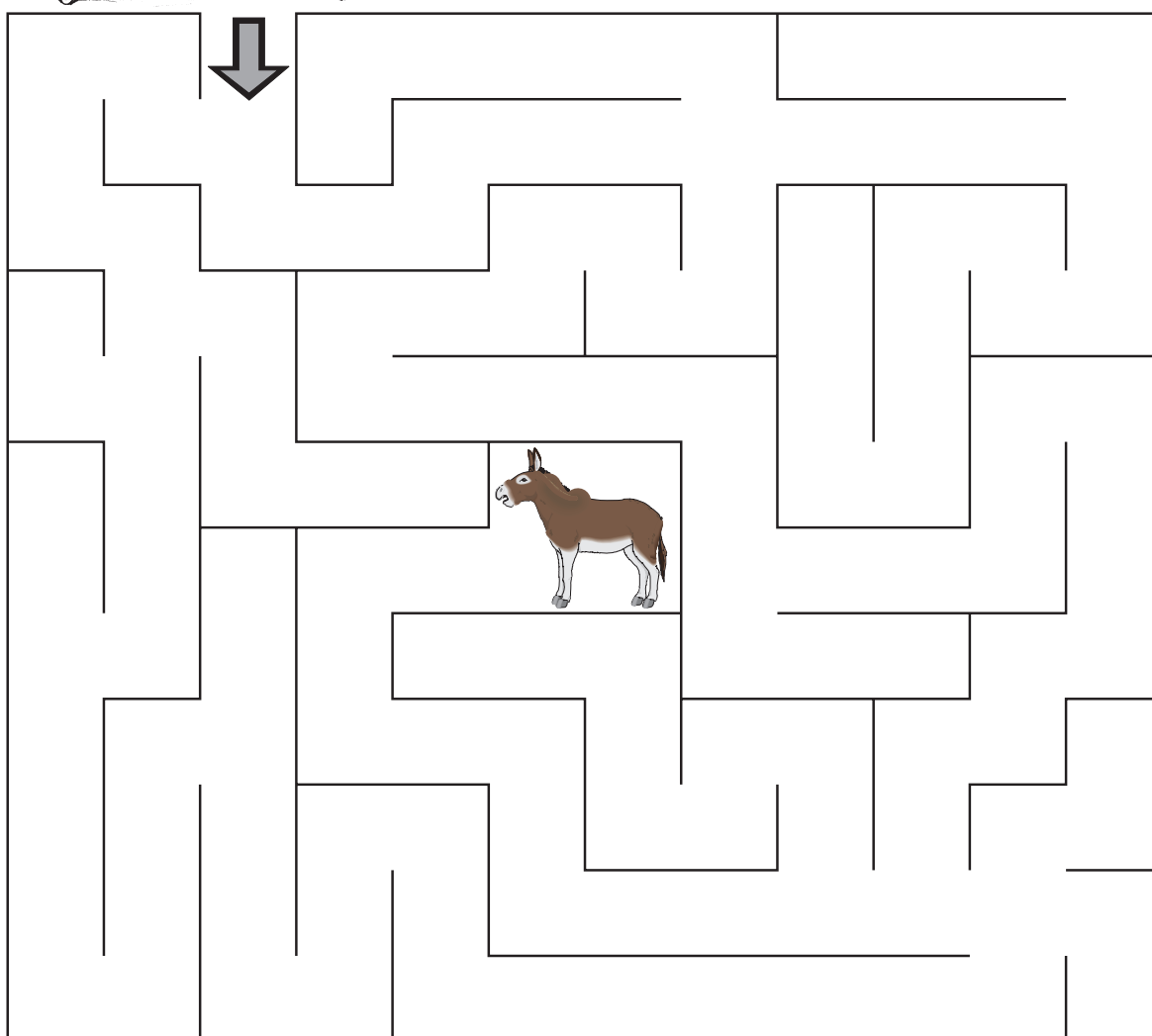
**May God bless you and guide you as parents
as you help your children in this way!**

Saul chosen

I Samuel 9:1 – 10:16



Help Saul and his servant
find the donkey and then
colour the path in your
favourite colour.



Memory Verse


	"He chose us in Him." (Ephesians 1:4).
	"He shall direct your paths." (Proverbs 3:6).



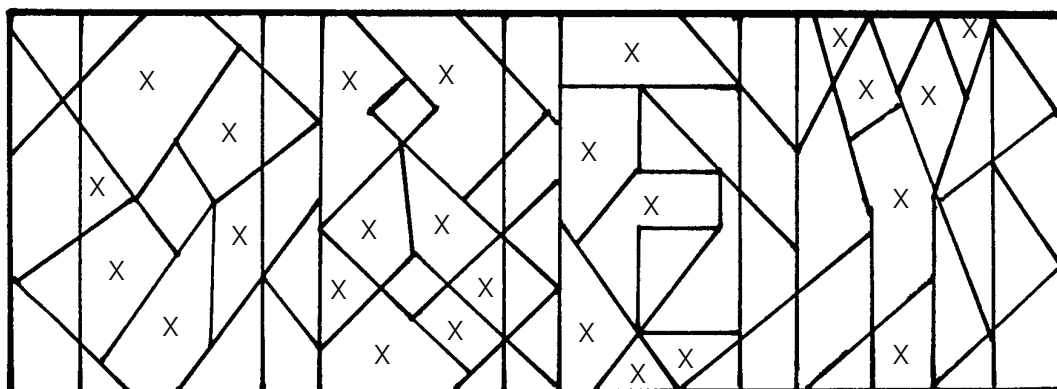


Saul and the Amalakites

I Samuel 15



Colour the spaces with the x to find what God wanted Saul to do.



Memory Verse

	"To obey is better than sacrifice." (1 Samuel 15:22).
	"Fear the Lord." (Psalm 34:9).















David chosen

I Samuel 16

David wrote and sang songs to the Lord.
What did David sing? Using the code in
the box, work out the missing letters.

E =  **I** =  **U** =  **O** = 

B  **M**  **R**  **C**  **F**  **L**
T  **M**   **G**  **D**
F  **R** **M** **Y** **S**  **L**
T  **R** **S** **T** **S**  **N**  **Y** 

Memory Verse

	"The Lord looks at the heart." (1 Samuel 16:7).
	"Serve the Lord with gladness." (Psalm 100:2).






David and Goliath

I Samuel 17

Start with the letter 'W' and write it in the first blank space in the centre of the puzzle. Now, moving to the right, skip one letter and write the next letter on the next blank space. Continue writing down every second letter in the spaces in the centre of the puzzle, until all the blanks are filled, then read what Goliath said to Saul's army.

W	x	h	s	o	p	w	l	i	x	l
										e
										l
										a
e										f
k	m	j	t	d	h	b	g	m	i	t



Memory Verse

	"Trust in the Lord." (Psalm 37:3).
	"Take up the whole armour of God." (Ephesians 6:13).






















David and Jonathan

I Samuel 19 & 20




Fill in the missing letters and solve the puzzle.

									
a	o	s	b	t	r	e	d	p	h

J  n  th  n w  s

D  vid'  es 

f  i  nd  n 

h  l  ed  im.

Memory Verse

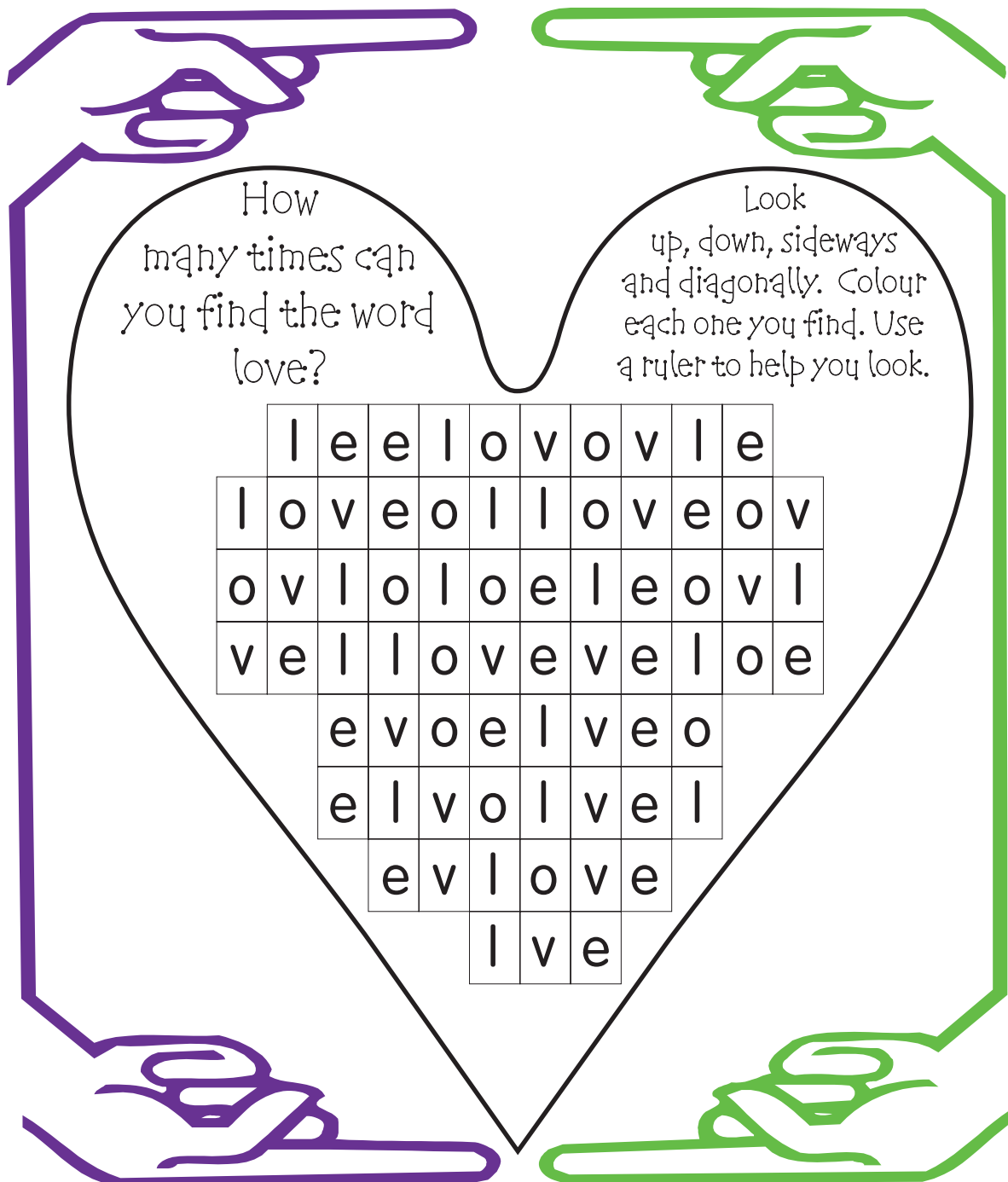
	"Love your enemies." (Luke 6:7).
	"Repay no one evil for evil." (Romans 12:17).





David and Saul

I Samuel 21 - 24



Memory Verse


	<i>"Lead me and guide me." (Psalm 31:3).</i>
	<i>"Establish your hearts." (James 5:8).</i>





David crowned

II Samuel 5:1-12



Memory Verse

	"Commit your way to the Lord." (Psalm 37:5).
	"Seek the Lord." (Psalm 105:3).





David and the ark

I Chronicles
13; 15 & 16

David made lots of sacrifices on the way to Jerusalem.
How many steps were there between sacrifices?
Count them and colour the picture.



Memory Verse

	"Show me Your ways, O Lord." (Psalm 25:4).
	"Give thanks to the Lord." (Psalm 107:1).





Absalom

II Samuel 13 - 18

Find the weapons hidden in this picture of the battle between King David's army and Absalom's army, and colour them black.
Colour the rest of the picture any colours you wish.



Memory Verse

	"Be holy." (1 Peter 6:16).
	"Forgive, and you will be forgiven." (Luke 6:37).






Solomon becomes king

I Kings 3 & 4

**Help Solomon find his way to the gift
he asked God to give him.**



Memory Verse

	"The Lord gives wisdom." (Proverbs 2:6).
	"Serve the Lord." (Psalm 100:2).






Solomon's temple

1 Kings 5 & 6

Which one of these pictures shows things which did not belong near the temple? Circle it and colour the things that did belong. (Hint: you could use some glue and gold on one of them if you have any.)



Memory Verse


	"You are the temple of God." (1 Corinthians 3:16).
	"The Spirit of God dwells in you." (1 Corinthians 3:16).





I Kings 12 - 14

Find where each path leads. Colour the path which leads 'God's Way' in your favourite colour.



Memory Verse

	<i>"Obey My voice." (Jeremiah 7:23).</i>
	<i>"My sheep hear My voice." (John 10:27).</i>





Elijah and the widow

I Kings 17

**Which path leads Elisha to the mantle?
Follow it with a red pencil and colour in
the correct number.**



Memory Verse

	"Trust in the Lord." (Psalm 37:3).
	"God loves a cheerful giver." (2 Corinthians 9:7).





Elijah on Mount Carmel

I Kings 18

Join the dots to finish the stones on the altar. Colour in the water drops blue, the wood brown, and the flames red, yellow and orange.



Memory Verse

	"I trust in You." (Psalm 25:2).
	"The Lord is the true God." (Jeremiah 10:10).





Good King Jehoshaphat

II Chronicles 18 - 20

Jehoshaphat needs to fight and win a battle. Which weapons should he choose to put at the front of his army? Draw a line between the king and each correct weapon.



Memory Verse

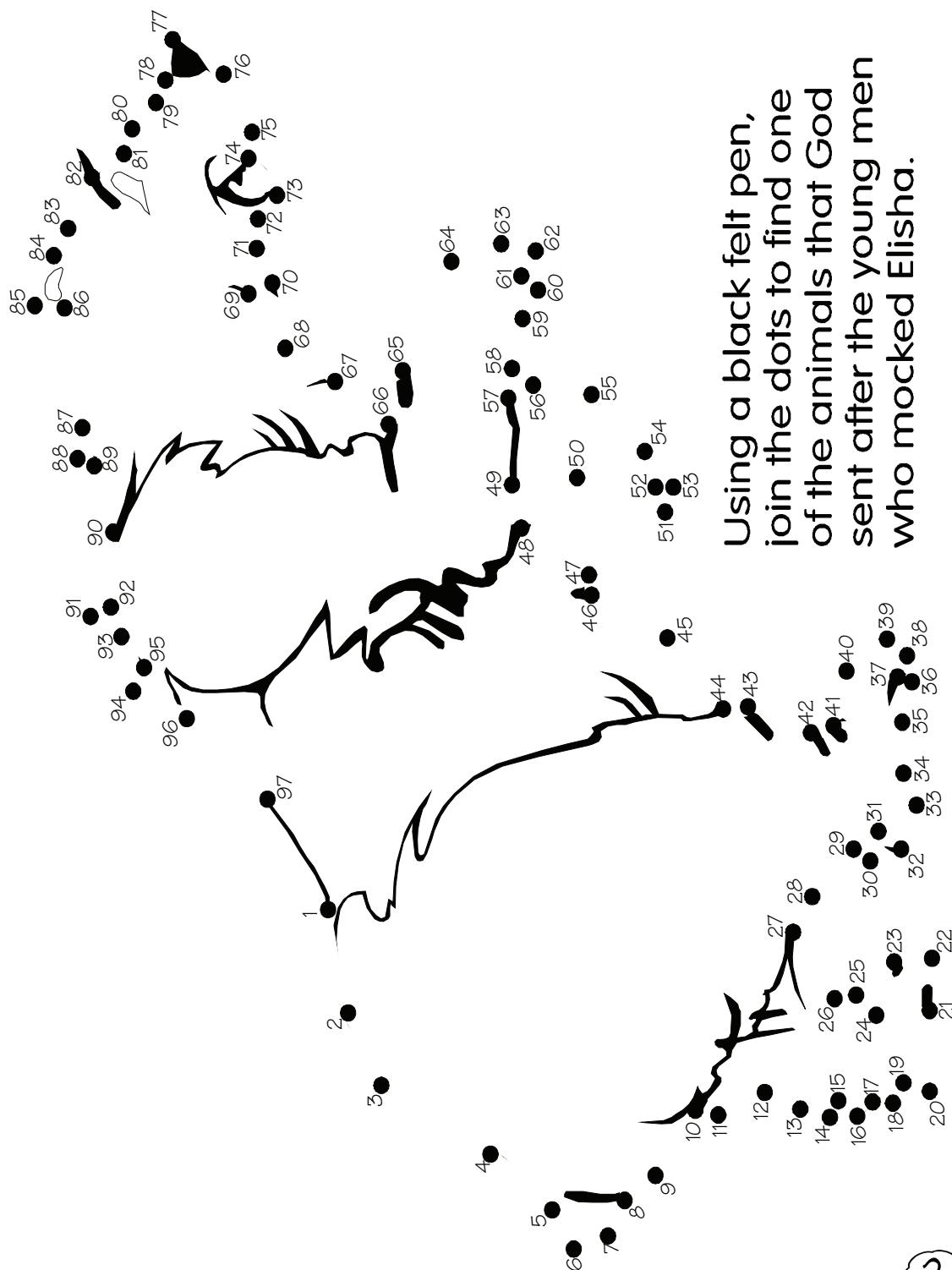
	"The Lord will deliver." (Psalm 41:1).
	"Those who seek Him will praise the Lord." (Psalm 22:26).





Elisha and the double portion

II Kings 2



Memory Verse

	"The Lord preserves the faithful." (Psalm 31:23).
	"Ask, and you shall receive." (John 16:24).





Sonseekers Curriculum

Unit One

1. Creation 1
2. Creation 2
3. Adam and Eve
4. The fall
5. Cain and Abel
6. Noah builds an ark
7. The flood, Noah and his sons
8. The tower of Babel
9. Abram called, Abram and Lot
10. The covenant with Abraham
11. Ishmael and Isaac
12. Sodom and Gomorrah
13. The sacrifice of Isaac
14. Rebekah, Isaac's bride
15. Jacob and Esau
16. Jacob's ladder, Leah and Rachel

Unit Five

65. The widow's oil, a boy raised
66. Naaman
67. Famine in Samaria
68. Jonah
69. The captivity of Israel (the northern kingdom)
70. Hezekiah and Sennacherib
71. Isaiah
72. Josiah
73. Jeremiah
74. The captivity of Judah (the southern kingdom)
75. Daniel interprets the king's dream
76. The fiery furnace
77. The writing on the wall
78. Daniel in the lions' den
79. Esther
80. Restoration

Unit Two

17. Jacob becomes Israel
18. Joseph, the favourite son
19. Joseph goes to Egypt
20. Joseph interprets the dreams
21. Joseph's brothers
22. Israel in Egypt
23. Israelite slaves, Moses born
24. Moses flees and returns to Egypt
25. "Let My people go"
26. The first passover, Israel delivered
27. Crossing the Red Sea
28. Manna, water from the rock
29. Sinai and the ten commandments
30. Moses and the tabernacle
31. The golden calf
32. Twelve spies, 40 years of wandering

Unit Six

81. Zacharias, Elizabeth, Mary and John
82. The birth of Jesus
83. Jesus in the temple
84. John the Baptist
85. Jesus baptised and tempted
86. The call of the disciples
87. Water turned to wine
88. The temple cleansed, Nicodemus
89. The woman at the well
90. Healing of the paralysed man
91. The house built on the rock
92. Jesus stills the storm
93. The feeding of the 5000
94. The centurion's servant
95. Forgiveness in Simon's house
96. The sower and the seed

Unit Three

33. Aaron's rod
34. Moses hits the rock
35. The bronze serpent
36. Balaam and his donkey
37. Joshua and Rahab
38. Crossing the Jordan, Jericho
39. The sin of Achan
40. The sun stands still
41. Gideon's fleece
42. Gideon and his army
43. Samson
44. Samson and Delilah
45. Ruth, Naomi and Boaz
46. Hannah
47. Samuel hears God speak
48. Eli, Hophni and Phinehas

Unit Seven

97. Jairus' daughter, a woman touches Jesus
98. Jesus walks on the water
99. Miracles of healing
100. The transfiguration
101. A boy is healed
102. The unmerciful servant
103. A man born blind
104. The good Samaritan
105. Prayer
106. The raising of Lazarus
107. The lost sheep, coin and son
108. Attitudes of a servant
109. The marriage of the king's son
110. The ten lepers
111. The ten virgins
112. The talents

Unit Four

49. Saul chosen
50. Saul and the Amalekites
51. David chosen
52. David and Goliath
53. David and Jonathan
54. David and Saul
55. David crowned
56. David and the ark
57. Absalom
58. Solomon becomes king
59. Solomon's temple
60. Israel divided, Rehoboam and Jeroboam
61. Elijah and the widow
62. Elijah on Mount Carmel
63. Good King Jehoshaphat
64. Elisha and the double portion

Unit Eight

113. Palm Sunday
114. The last supper and Gethsemane
115. The crucifixion
116. The resurrection
117. Peter restored
118. The risen Christ and His ascension
119. The day of Pentecost
120. Peter and John
121. Peter and the Gentiles
122. Stephen
123. Philip
124. Paul's conversion
125. Paul's first missionary journey
126. Paul's second and third missionary journeys
127. Paul's capture and imprisonment
128. Paul's final journey

